



# SPECIFICATION

## Surface Acoustic Wave Filter

USER


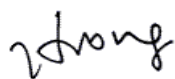

USER PART No.

SEMCO PART No. **SFH942PQ102**

DOC. No. **SMS-51-L-SFT FU-3**

DATE **JULY 12, 2013**

REVISION **004**

WISOL					
ISSUED BY	Hong, Byung-Chul 	APPROVED BY (R&D)	Hong, Seong-Su 	APPROVED BY (QC)	Jeon. Hyeon Cheol 
User					
ISSUED BY		CHECKED BY		APPROVED BY	

WISOL CO., LTD.  
373-7, GAJANG-DONG, OSAN-SI,  
GYUNGGI-DO, KOREA, 447-210  
<http://www.wisol.co.kr>

▶ A TABLE OF CONTENTS

<b>1. REVISION HISTORY</b> .....	3
<b>2. DEFINITION</b> .....	4
<b>3. PRECAUTIONS</b> .....	4
<b>4. OUTLINE DRAWING &amp; DIMENSIONS</b> .....	5
<b>5. MARKING</b> .....	6
<b>6. PERFORMANCE</b> .....	7
6-1. MAXIMUM RATINGS .....	7
6-2. ELECTRICAL CHARACTERISTICS .....	7
<b>7. RELIABILITY</b> .....	9
7-1. ENGINEERING SAMPLE FLOW CHART .....	9
7-2. TEST ITEM & CONDITION .....	10
<b>8. REFLOW CONDITION</b> .....	11
<b>9. RECOMMENDED PCB DIMENSIONS</b> .....	11
<b>10. CAUTION</b> .....	12
<b>11. PACKING</b> .....	13
11-1. DIMENSIONS .....	13
11-2. REELING QUANTITY .....	14
11-3. TAPING STRUCTURE .....	14
11-4. INNER BOX(Reel Packing) STRUCTURE .....	15
11-5. OUTER BOX STRUCTURE .....	16
<b>12. TAPE SPECIFICATIONS</b> .....	17
<b>13. RoHS DATA</b> .....	18

## 1. REVISION HISTORY

001	JULY 23, 2007	Page 5,6	Change of Marking method (4Character)
002	SEPT, 03, 2007	Page 2	Addition of Caution contents
003	JUNE, 04, 2009	Page 14	Change the reeling quantity (4K→ 8K)
004	JUL 12, 2013	Page 5 Page 6 Page 11	Correction of informations about the outline drawing Change of Marking method(● KOREA Marking deletion) Change of the Inner & the Outer Box dimensions

## 2. DEFINITION

2-1. PART No.

**SFH942PQ102**

①      ②      ③      ④      ⑤      ⑥

No.	EXPLANATION
①	SAW Filter
②	Design Type : Double Mode SAW
③	Center Frequency: 942.5MHz (925~960MHz)
④	Balanced filter, output 150ohm
⑤	Package size: 1.4×1.1mm <sup>2</sup>
⑥	Design Revision (02 : Molding Type)

2-2. APPLICATION: EGSM Rx etc. (UMTS Band VIII)

## 3. PRECAUTIONS

3-1. This device should not be used in any type of fluid such as water, oil, organic solvent, etc.

3-2. This is a hermetic device.

MSL(Moisture Sensitive Level) is the '2a' level.

3-3. Ultrasonic cleaning shall be avoided.

3-4. Isopropyl Alcohol and Ethyl Alcohol can be used for cleaning. Contact us before using other cleaning solvents than above

3-5. This is an electrostatic sensitive device.

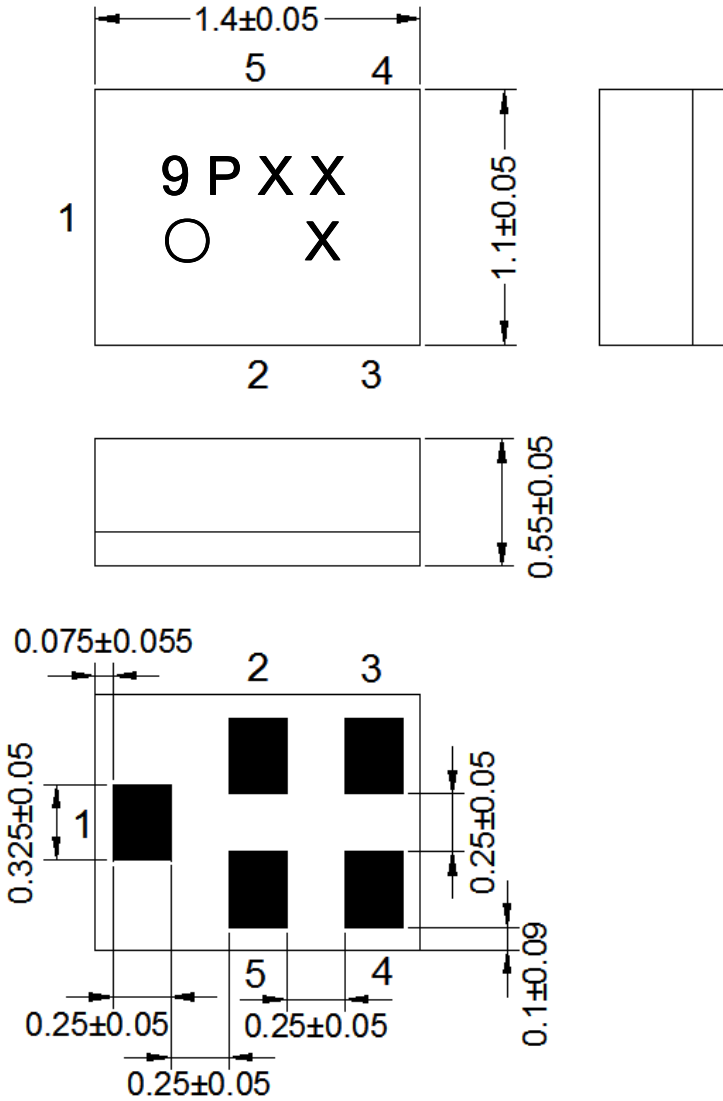
Please avoid static voltage during operation and storage.

3-6. Sudden change of temperature shall be avoided, deterioration of the characteristics can occur.

3-7. If any malfunction due to designing or manufacturing which is out of specification occurs within one year after the products have been delivered, the maker should exchange the defective products.

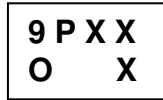
4. OUTLINE DRAWING & DIMENSIONS

[Unit: mm]



No.	Function
2, 5	Ground
1	Unbalanced Input
3, 4	Balanced Output

**5. MARKING**



5-1. 9 P X X X

- The 1<sup>st</sup> 2<sup>nd</sup> character '9P' indicates the model name of SAW Filter SFH942PQ102.
- The 3<sup>rd</sup>, character 'X' indicates the year and the month of manufacture.

Year	Month											
	1	2	3	4	5	6	7	8	9	10	11	12
<b>2013</b>	P	Q	R	S	T	U	V	W	X	Y	Z	a
<b>2014</b>	1	2	3	4	5	6	7	8	9	A	B	C
<b>2015</b>	D	E	F	G	H	I	J	K	L	M	N	O
<b>2016</b>	P	Q	R	S	T	U	V	W	X	Y	Z	a

※ This rotates by the 3 years.

- The 4<sup>th</sup>, 5<sup>th</sup> character 'X' indicates Lot No.

5-2. ○

- This symbol indicates input pin 1.
- This indicates the producing center  
○: China

5-3. Marking : Laser Marking

**6. PERFORMANCE**

6-1. MAXIMUM RATINGS

CHARACTERISTICS	RATINGS	UNITS
DC Permissive Voltage	5	V
Maximum Input Power	15	dBm
Operating Temperature Range	- 10 ~ +80	℃
Storage Temperature Range	- 40 ~ +85	℃

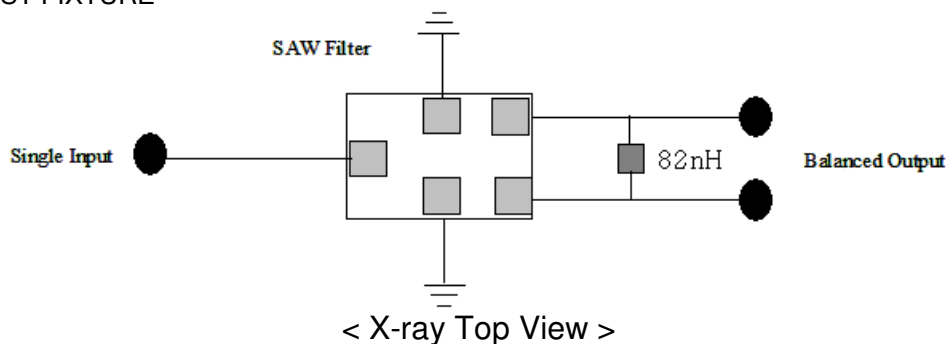
6-2. ELECTRICAL CHARACTERISTICS

6-2-1. TABLE

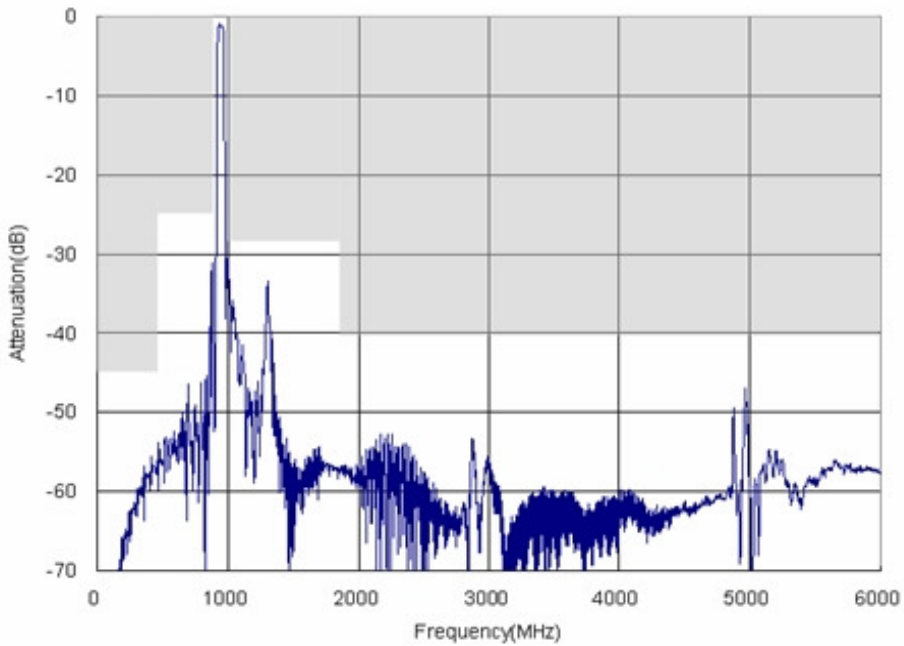
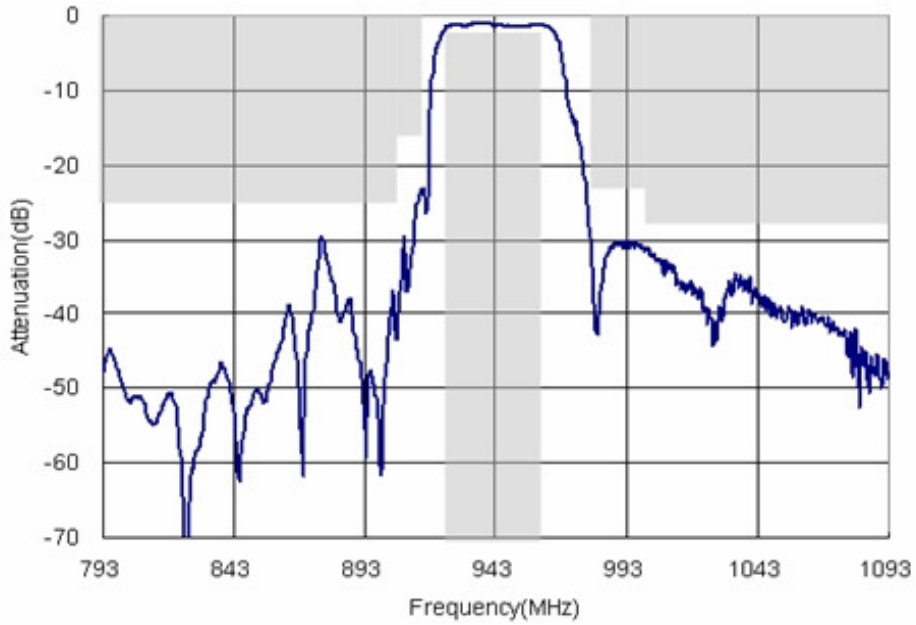
Ta = - 10 ~ +80℃

CHARACTERISTICS	CONDITION [MHz]	UNIT	RATING		
			Min.	Typ.(25℃)	Max.
Insertion Loss	925 ~ 960	dB	-	1.5	2.3
Inband Ripple	925 ~ 960	dB	-	0.4	1.2
Input VSWR	925 ~ 960	-	-	1.9	2.2
Output VSWR	925 ~ 960	-	-	1.9	2.2
Amplitude Imbalance	925 ~ 960	dB	- 1.0	-	1.0
Phase Imbalance	925 ~ 960	degree	- 5	-	+5
Absolute Attenuation	DC ~ 480	dB	45	55	-
	480 ~ 905	dB	25	30	-
	905 ~ 915	dB	16	23	-
	980 ~ 1000	dB	23	30	-
	1000 ~ 1850	dB	28	32	-
	1850 ~ 6000	dB	40	45	-
Termination Impedance			Input: Unbalanced 50 ohm Output: Balanced 150 ohm // 82nH		

6-2-2. TEST FIXTURE



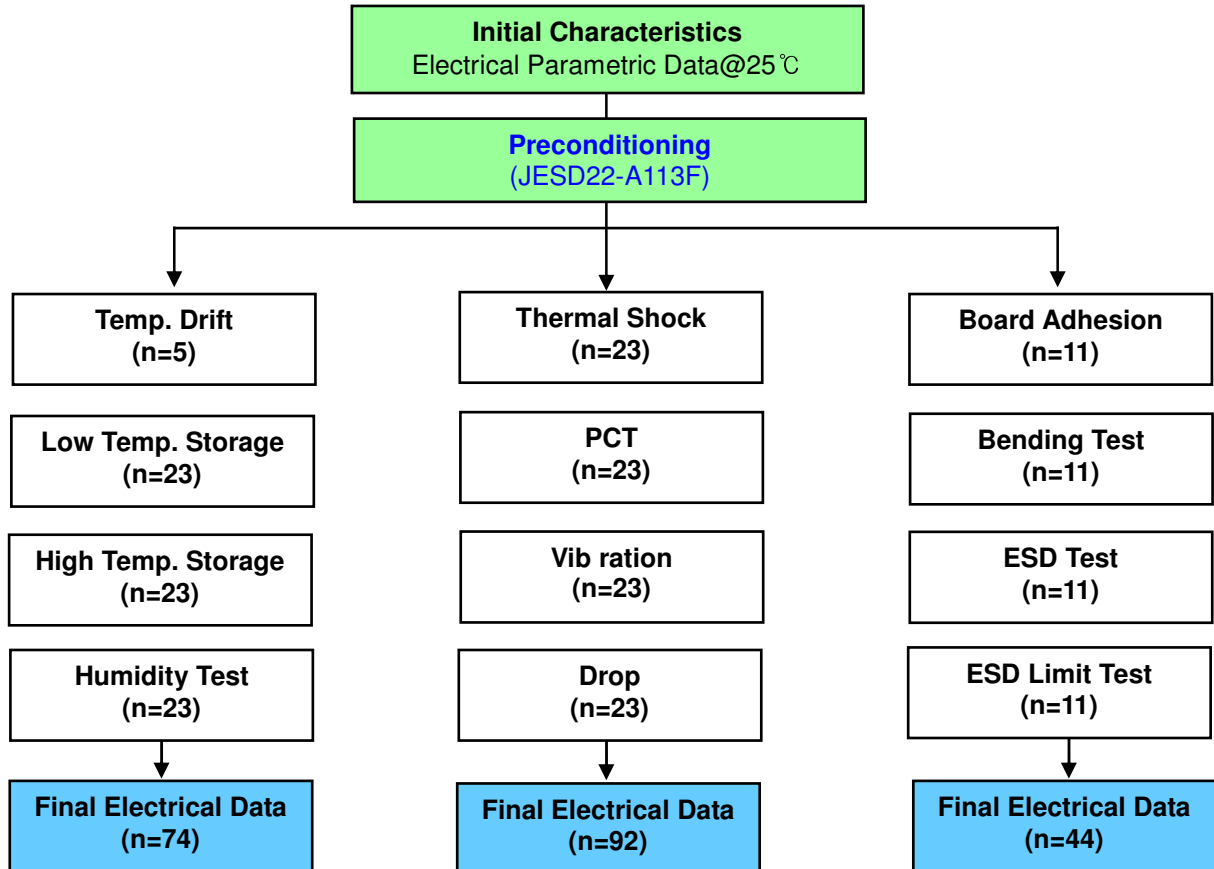
6-2-3. GRAPH





7. RELIABILITY

7-1. ENGINEERING SAMPLE FLOW CHART



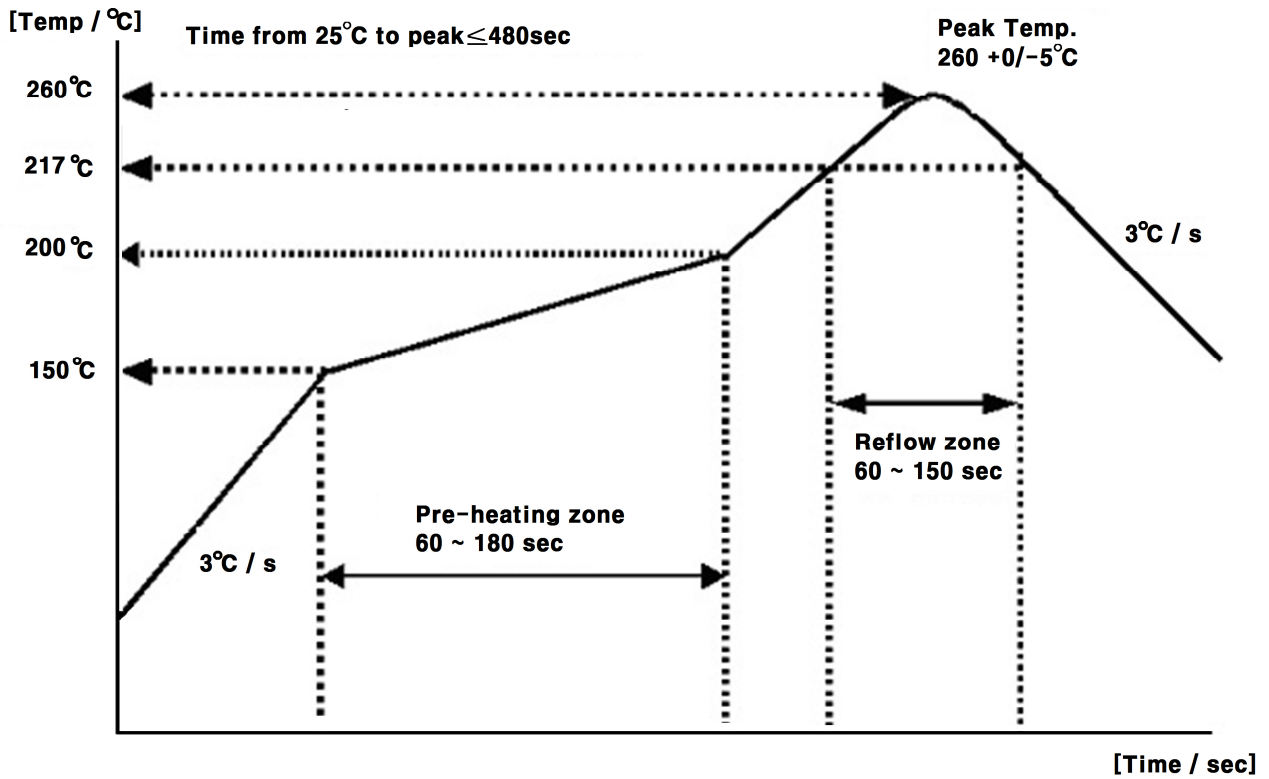
**7-2. TEST ITEM & CONDITION**

CATEGORY	TEST ITEM	TEST CONDITION	REMARK
	Preconditioning	+125℃ 24hr Baking → +60℃ 60%RH 120hr → Reflow Test(3times)	JESD22A113F



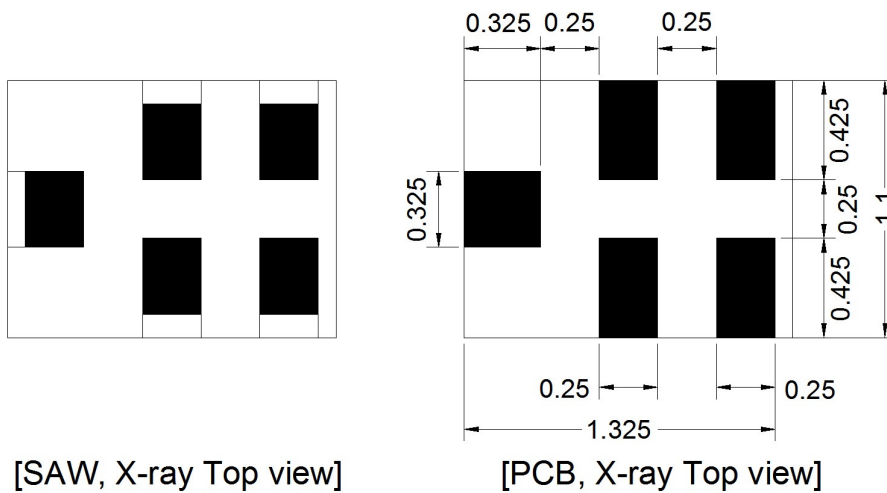
Environment Test	Temp. Drift	-30℃ → +25℃ → +85℃	description
	High Temp. Storage	+85℃ 240hr	JESD22-A103C
	Low Temp. Storage	-40℃ 240hr	JESD22-A119
	High Temp. High Humidity Storage	+85℃ 85%RH 240hr	JESD22-A106B
	Thermal Shock	-40℃/30min ↔ +85℃/30min , 100cycle	JESD22-A106A
	High Temp. Operating	+121℃ 100%RH 96hr	JESD22-A102C
Mechanical Test	Vibration Test (Random)	20 Hz~2000 Hz,0.053G <sup>2</sup> /Hz or 8gs RMS,15min/plane	IEC 68-2-36 Fdb
	Drop Test	152 cm 12times Steel floor JIG(110g~150g)	IEC 1178-1.4.8.9
	Board Adhesion	0.5 mm/sec 1point push	IEC 68-2-21 Ue3
	Bending Test	0.5 mm/sec 3times -PCB : FR4 , PCB SIZE : 100*40 mm	IEC 68-2-21 Ue3
Physical Test	Solder Heat Resistance	±250V,C=100pF,R=1.5 kΩ,1times	IEC 68-2-21 Ue3
	static marginal test	C=100pF,R=1.5 kΩ,1times(demand of customer)	JESD22-A114F

8. REFLOW CONDITION



9. RECOMMENDED PCB DIMENSIONS

[UNIT : mm]



## 10. CAUTION


### Moisture Sensitivity Device Caution (MSL LEVEL=2a)

1. Calculated shelf life in sealed bag : 12 month at < 40°C and < 90% relative Humidity(RH)
  2. Peak package body temperature : **260°C**
  3. After bag is opened, devices that will be subjected to reflow solder or other high temperature process must be
    - (a) Mounted within : 672 hours of factory conditions ≤30°C/60% RH, or
    - (b) Stored per J-STD-033
  4. Device require bake, before mounting, if :
    - (a) Humidity Indicator Card reads > 60% when read at 23±5°C
    - (b) 3(a) or 3(b) are not met
  5. If baking is required, refer to IPC/JEDEC J-STD-033 for bake procedure
- Note : Level and body temperature defined by IPC/JEDEC J-STD-020

Aluminum Pack (310mmX370mm)



HIC(Humidity Indication Card)

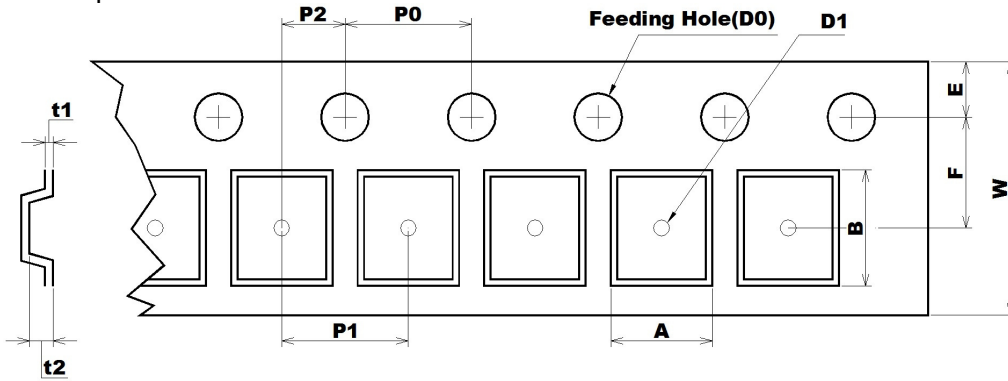


10 to 60% RH

11. PACKING

11-1. DIMENSIONS

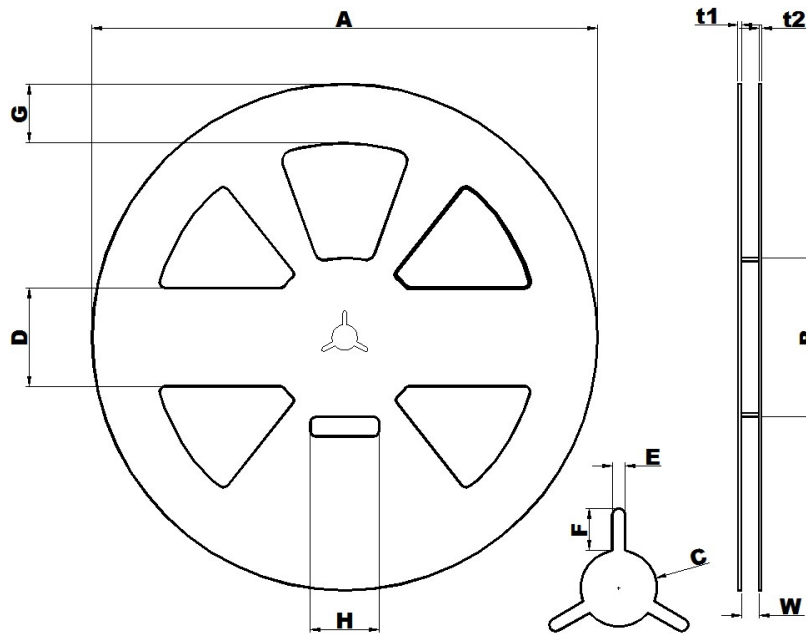
- Carrier Tape



[Unit: mm]

A	B	D0	D1	E	F	P0	P1	P2	t1	t2	W
1.30	1.65	Ø1.50	Ø0.50	1.75	3.50	4.00	4.00	2.00	0.254	1.00	8.00
0.05	0.05	+0.10	0.05	0.10	0.05	0.10	0.10	0.05	0.02	0.07	+0.30
		-0.00									-0.10

- Reel



[Unit: mm]

A	B	C	D	E	F	G	H	t1	t2	W
Ø258.0	Ø81.0	Ø13.0	50.0	2.2	7.0	30.0	35.0	1.8	1.5	9.0
+1.0	1.0	0.5	0.8	0.3	0.5	0.8	1.0	0.5	0.5	+1.0
										-0.5

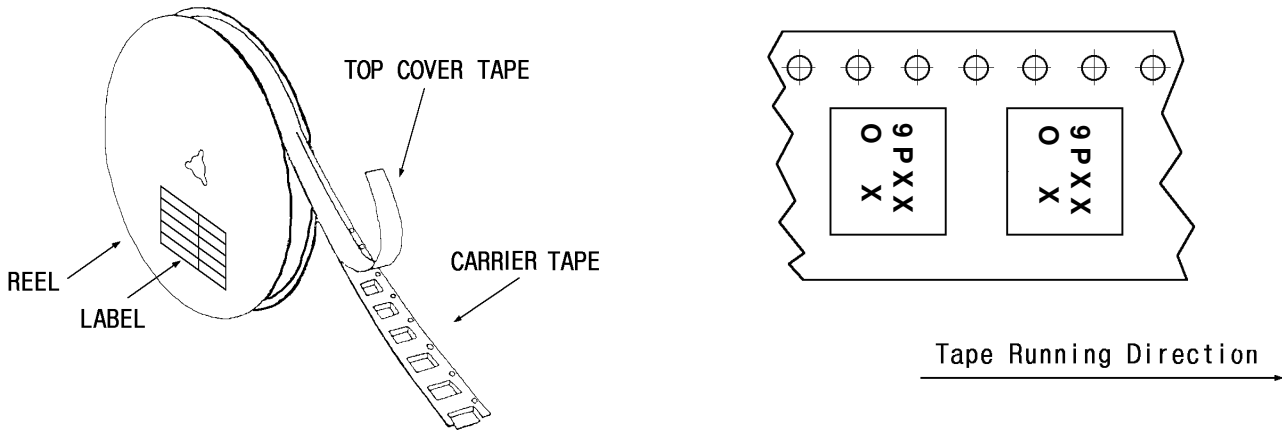
- The product shall be packed properly not to damaged during transportation and storage.

11-2. REELING QUANTITY

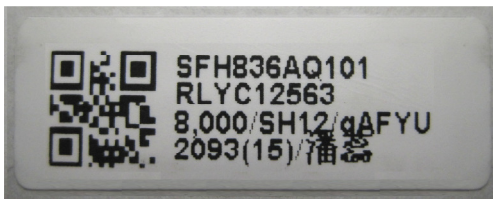
10 inch reel : 8,000 pcs/reel

11-3. TAPING STRUCTURE

11-3-1. The tape shall be wound around the reel in direction shown below.



11-3-2. BAR CODE LABEL



①



MODEL NAME BARCODE

②

SFH836AQ101

Model Name

③

RLYC12563

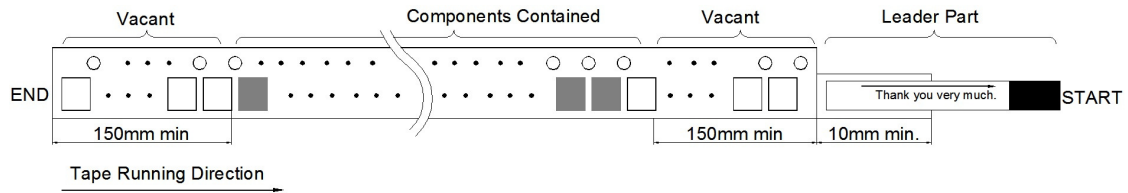
Reel number

④

8000 / qAFYU


Quantity / Marking

11-3-3. Leader part and vacant position specifications.

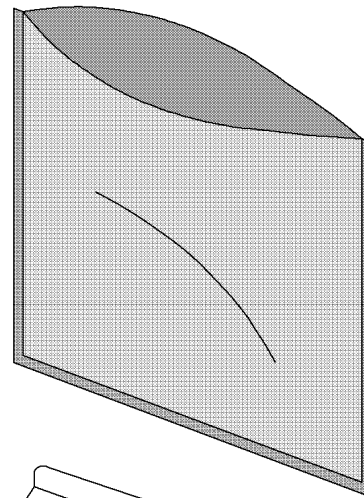


11-4. INNER BOX(Reel Packing) STRUCTURE

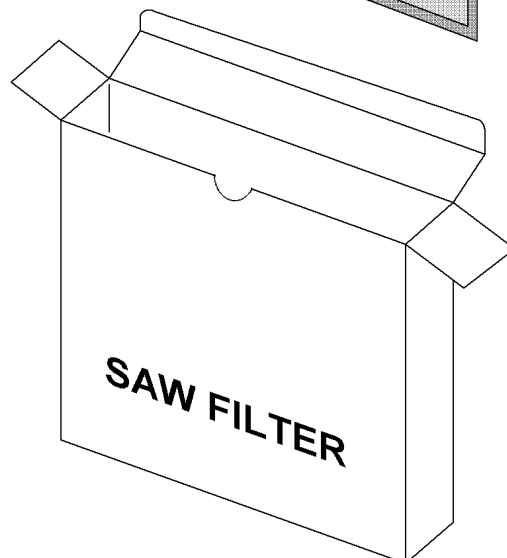
Material: Polycarbonate



Material: Polyethylene + Aluminium  
Size: 310×370mm<sup>2</sup>



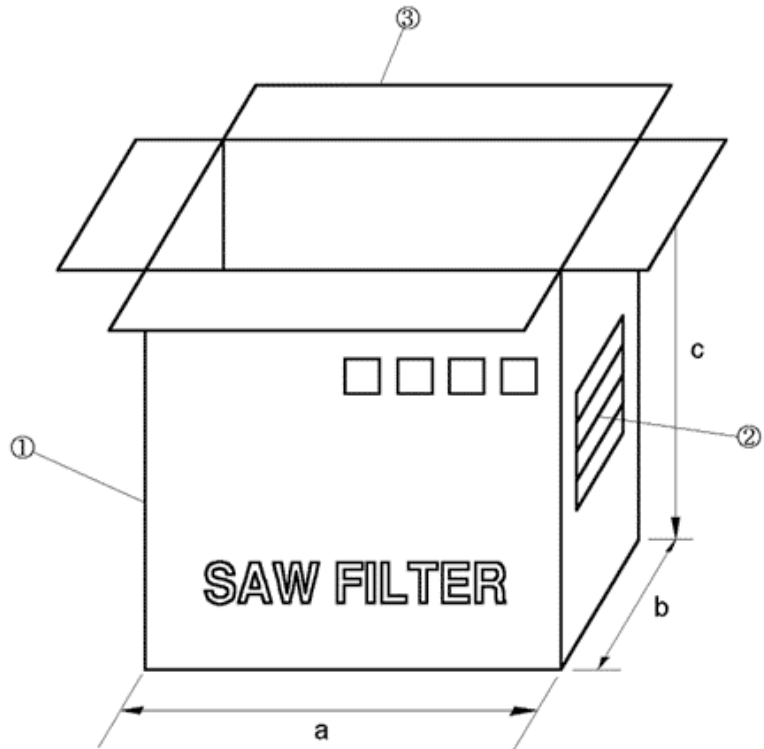
Material: Paper  
Size: (D)260×(W)37×(H)265mm<sup>3</sup>



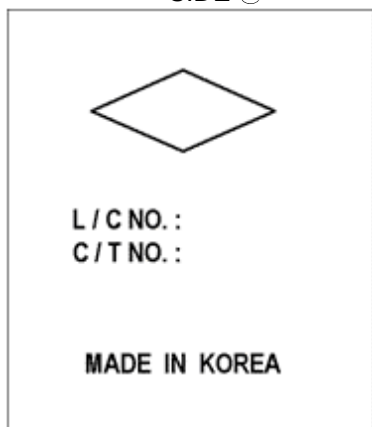
11-5. OUTER BOX STRUCTURE

Material : Paper

TYPE	SIZE(mm)			Inner Box #
	a	b	c	
A	270	240	275	6 boxes



SIDE ①



SIDE ②

MODEL	
Q'TY	EA
USER	
DATE	. .

- SIDE is the same as front side.

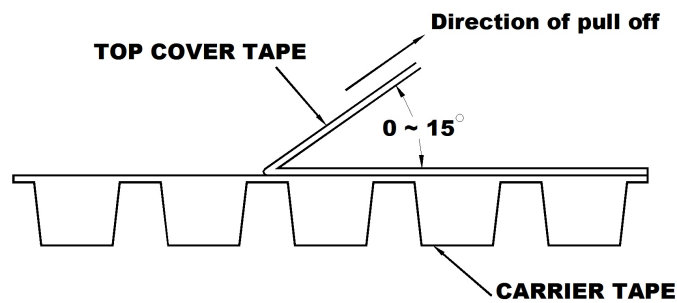


## 12. TAPE SPECIFICATIONS

12-1. Tensile Strength of Carrier Tape: 4.4N/mm width

12-2. Top Cover Tape Adhesion (See the below figure)

- pull of angle: 0~15 degree
- speed: 300mm/min.
- force: 20~70g



### 13. RoHS DATA



**Test Report No.** F690101/LF-CTSAYAA11-28285

Issued Date: 2011. 09. 06 Page 1 of 2

**To:** WISOL CO., LTD.  
373-7  
Gajang-dong  
Osan-si  
Gyeonggi-do  
Korea

The following merchandise was submitted and identified by the client as :

<b>SGS File No.</b>	: AYAA11-28285
<b>Product Name</b>	: SAW FILTER
<b>Item No./Part No.</b>	: N/A
<b>Received Date</b>	: 2011. 08. 31
<b>Test Period</b>	: 2011. 09. 01 to 2011. 09. 06
<b>Test Results</b>	: For further details, please refer to following page(s)
<b>Test Performed</b>	: SGS Korea tested the sample(s) selected by applicant with following results.
<b>Test Comments</b>	: By the applicant's specific request, the sampling and testing was performed only for the part indicated in the photo without disassembly.

Timothy Jeon  
Jinhee Kim  
Cindy Park  
Jerry Jung/ Testing Person

SGS Korea Co. Ltd.



Jeff Jang / Chemical Lab Mgr

This document is issued by the Company subject to its General Conditions of Service (attached hereto), available on request or applicable at [www.sgs.com/terms\\_and\\_conditions.htm](http://www.sgs.com/terms_and_conditions.htm) and, for electronic format documents, subject to Terms and Conditions for Electronic Documents ([www.sgs.com/terms\\_and\\_conditions.htm](http://www.sgs.com/terms_and_conditions.htm)). Attention is drawn to the limitation of liability, indemnification and jurisdiction clause defined therein. Any holder of this document is advised that it is not a contract and that it is not intended to create a contract. The Company's findings at the time of its inspection only and within the limits of Client's instructions. Party. The Company's sole responsibility is to its Client and this document does not constitute a transaction that transfers all their rights and obligations under the transaction documents. This document cannot be reproduced except in full, without prior written approval of the Company. Any unauthorized alteration, forgery or falsification of the content or appearance of this document is unlawful and prohibited. Only the original copy is valid and the scanned copy is not valid. Unless otherwise stated the results shown in this test report refer only to the sample(s) tested and such sample(s) are retained for 90 days only.

SGS Korea Co., Ltd.

322, The O valley, 555-9, Hoge-dong, Dongan-gu, Anyang-si, Gyeonggi-do, Korea 431-080  
t +82 (0)31 4508 000 f +82 (0)31 4508 059 <http://www.sgs.com> [www.kr.sgs.com/greenlab](http://www.kr.sgs.com/greenlab)

F052 Version4

Member of the SGS Group (Société Générale de Surveillance)




**Test Report No.** F690101/LF-CTSAYAA11-28285

Issued Date: 2011. 09. 06 Page 2 of 2

**Sample No.** : AYAA11-28285.001  
**Sample Description** : SAW FILTER  
**Item No./Part No.** : N/A  
**Materials** : N/A

**Heavy Metals**

Test Items	Unit	Test Method	MDL	Results
Antimony (Sb)	mg/kg	With reference to EPA 3052(1996), US EPA 6010B(1996), ICP	10	N.D.



\*\*\* End \*\*\*

- NOTE: (1) N.D. = Not detected.(<MDL)  
 (2) mg/kg = ppm  
 (3) MDL = Method Detection Limit  
 (4) - = No regulation  
 (5) \*\* = Qualitative analysis (No Unit)  
 (6) \* = Boiling-water-extraction:  
 Negative = Absence of CrVI coating  
 Positive = Presence of CrVI coating; the detected concentration in boiling-water-extraction solution is equal or greater than 0.02 mg/kg with 50 cm2 sample surface area.

This document is issued by the Company subject to its General Conditions of Service printed hereon, available on request or accessible through [www.sgs.com/terms\\_and\\_conditions](http://www.sgs.com/terms_and_conditions) for electronic format documents, subject to Terms and Conditions for Electronic Documents [http://www.sgs.com/terms\\_and\\_conditions](http://www.sgs.com/terms_and_conditions). Attention is drawn to the limitation of liability, indemnification and jurisdiction clauses defined therein. Any holder of this document is acknowledged that it is a confidential document and its use is restricted to the use of its intended recipient only and within the limits of Client's instructions. Any other use, reproduction, alteration, distribution, disclosure or dissemination of this document is prohibited and may be considered to be a breach of the law. The document cannot be reproduced except in full, without prior written approval of the Company. Any unauthorized alteration, forgery or falsification of the content or issuance of false results shall be considered to be a breach of the law. The results shown in this report refer only to the sample(s) tested and such sample(s) are retained for 90 days only.

SGS Korea Co., Ltd.

322, The O valley, 555-B, Hoggie-dong, Dongan-gu, Anyang-si, Gyeonggi-do, Korea 431-080  
 t +82 (0)31 4608 000 f +82 (0)31 4608 059 <http://www.sgslab.co.kr> [www.kor.sgs.com/sgsweb](http://www.kor.sgs.com/sgsweb)

F052 Version4

Member of the SGS Group (Société Générale de Surveillance)