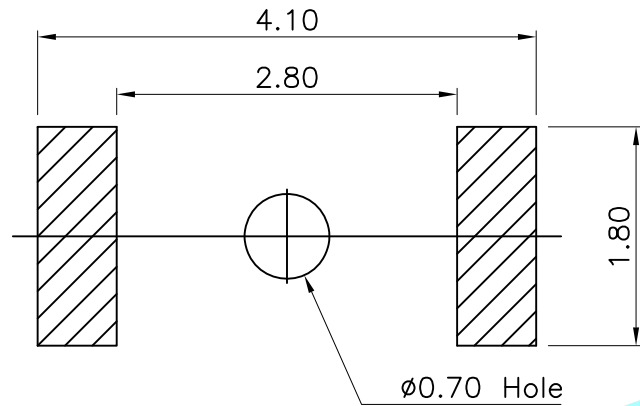
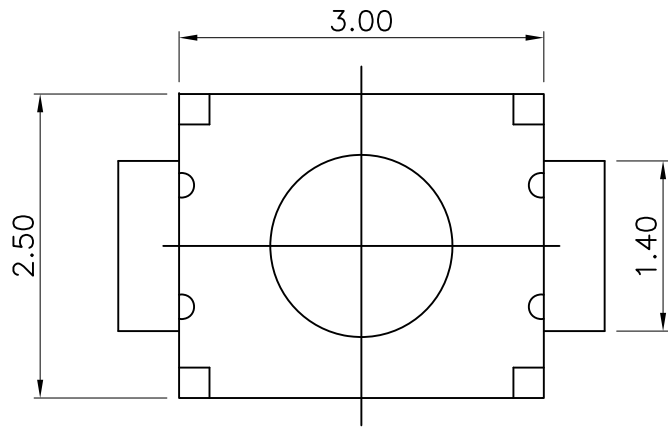


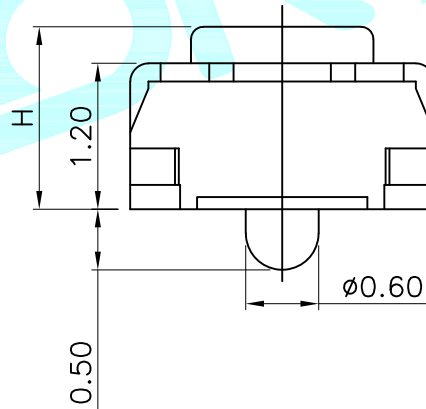
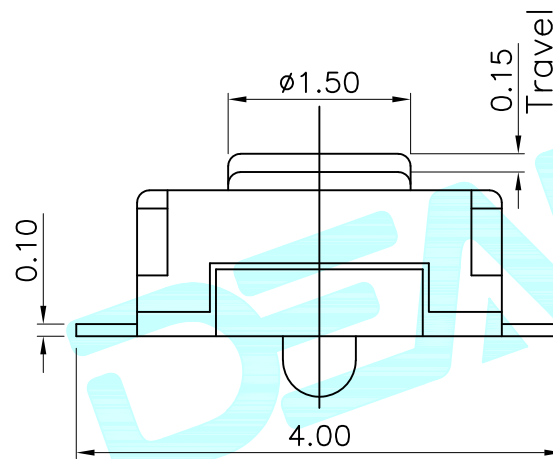
CAD FILE:



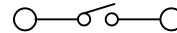
PCB Layout

NO.1	
PART NO	H
A	1.5
B	1.7

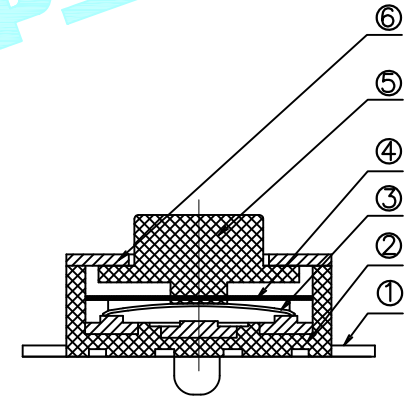
NO.2	
PART NO	vigor
070	70±30
100	100±50
160	160±50
250	250±50
320	320±80
350	350±80
520	520±130



Circuit Diagram



PART NO.
TD-1183SA
TD-1183SN



ITEM	PART NAME	QTY.	MATERIAL	FINISHING
⑥	Cover	1	SUS	Natural
⑤	Knob	1	LCP	Black
④	Dust Cover	1	Kapton Film	Yellow
③	Contact	1	SUS	Plating silver
②	Base	1	LCP	White
①	Terminal	2	Phosphor Bronze	Plating silver

APPROVALS		DATE	DEALON 德之隆® ELECTRONICS CO.,LTD		
DRAWN	G.M.Chen	2015/5/19	TITLE:	TACT SWITCHES	
CHECKED			PART NO.	TD-1183□-XXH-XXX	
APPROVALS			UNIT: mm	SCALE: 1:1	SHEET 1 OF 1
TOLERANCES ARE		30~以上 ±0.30	ANGLE		
		10~30 ±0.20	±2'		
		5~10 ±0.15	DRAWING NO.		
		~ 5 ±0.10	PROJ:		

ECN NO.	REV.	DATE.	DESCRIPTION.	CHANGE.	CHECK.	APPRO.
	A		NEW			