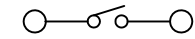
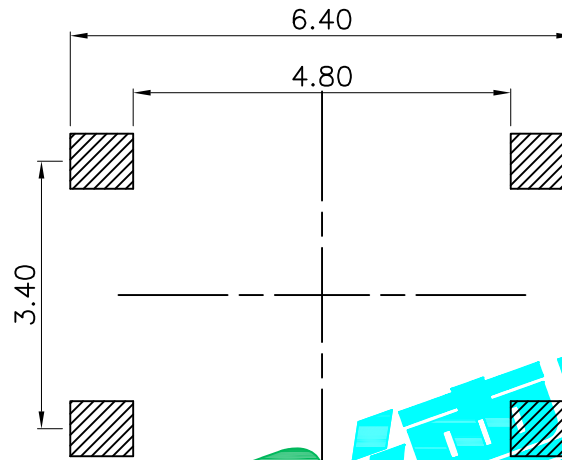
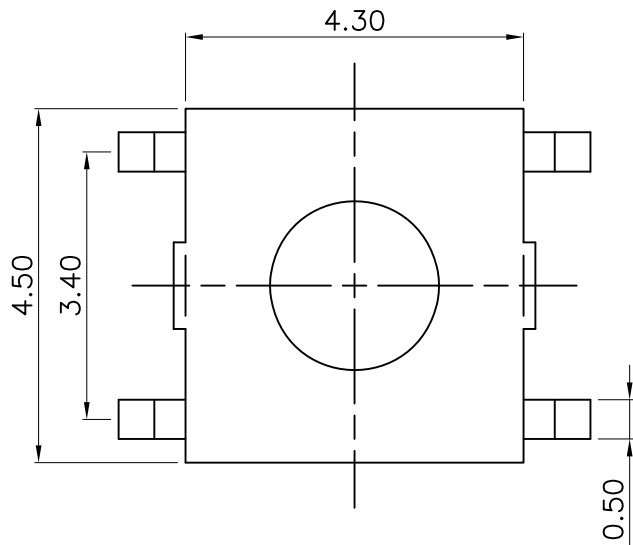


CAD FILE:



Circuit Diagram

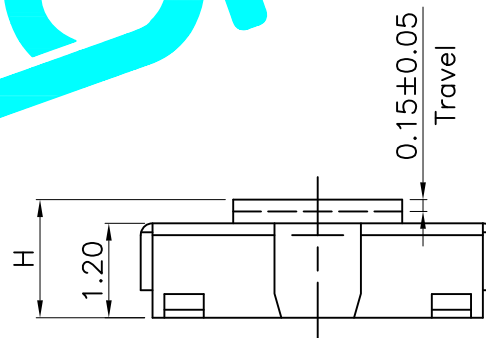
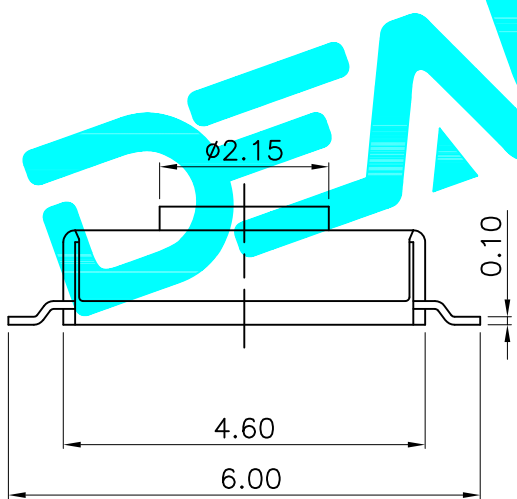
NO.1

PART NO	H
A	1.5
B	1.6
C	1.7
D	2.0
D	2.5

NO.2

PART NO	vigor
070	70±30
100	100±50
160	160±50
250	260±50
320	320±80
350	350±80
520	520±130

PCB Layout



⑤	Terminal	4	Phosphor Bronze	Plating silver
④	Contact	1	F.Ag/C5210	—
③	Base	1	PA46	White
②	Cover	1	SPCC	Plating Sn
①	Keystoke	1	PA46	White
ITEM	PART NAME	QTY.	MATERIAL	FINISHING

APPROVALS

DATE

DRAWN

G.M Chen

2012/1/17

CHECKED

APPROVALS

DERION 德之隆
ELECTRONICS CO.,LTD

TITLE: TACT SWITCHS

PART NO. TD-1127SN-XXX-XXX

TOLERANCES ARE

30~以上	±0.30
10~30	±0.20
5~10	±0.15
~ 5	±0.10

ANGLE

UNIT: mm

SCALE: 1:1

PROJ:

DRAWING NO.

SHEET 1 OF 1

ECN NO.	REV.	DATE.	DESCRIPTION.	CHANGE.	CHECK.	APPRO.
—	A	—	NEW	—	—	—