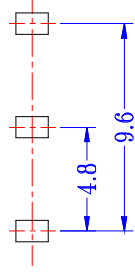
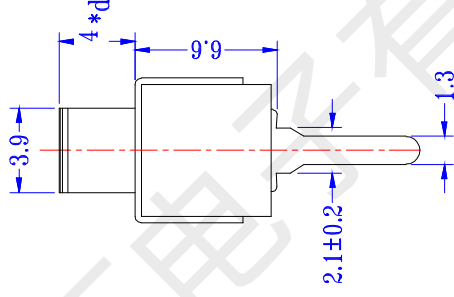
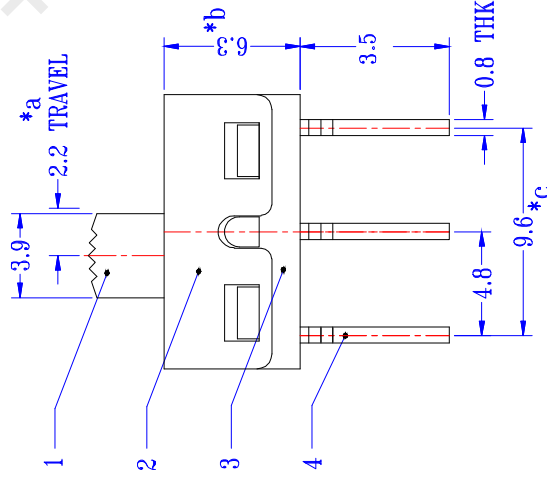
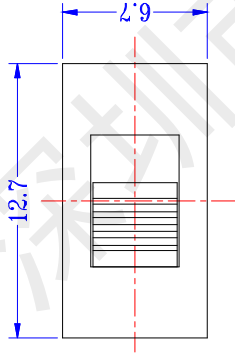


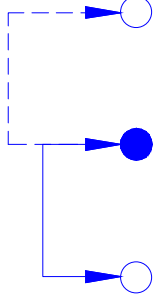


CAD FILE:



P.C.B LAYOUT
BOTTOM VIEW

所有标注尺寸公差为: ±0.2mm



SCHEMATIC(NON-SHORTING)

NO.	PARTS	MATERIALS	Q'TY	FINISH	MODEL:	HX SS12D10G4	SCALE:	3 : 1	UNIT :	mm	DRWG NO.:	HR-DR-SS12D10-00	APPD.	2020. 6. 24
8					TOLERANCE									
7	PRESS BAR	NYLON+F.G+94V0(PA9T)	1	BLACK	UNLESS SPECIFIED									
6	SPRING	STEEL WIRE	1	NATURAL	WITHIN : ±0.2mm	A								
	CONTACT	COPPER STRIP	1	Ag PLATED	OVER : ±0.2mm	ISSUE	DATE							
4	TERMINAL	COPPER STRIP	3	Ag PLATED OVER Ni PLATED	TITLE : VERTICAL SLIDE SWITCH									
3	CASE	NYLON+F.G+94V0(PA9T)	1	BLACK	MODEL: HX SS12D10G4									
2	COVER	SUS	1	NATURAL	SCALE: 3 : 1									
1	KNOB	NYLON+F.G+94V0(PA9T)	1	BLACK	UNIT : mm									
					DWN. 李春风 2020. 6. 24									
					CHK'D 钟国华 2020. 6. 24									
					APPD. 罗孝金 2020. 6. 24									
					深圳市韩下电子有限公司									



深圳市韩下电子有限公司

Shenzhen Hanxia Electronic Co., Ltd
Tel: 0755-33819206 Fax: 0755-27597491

承 认 书

SPECIFICATION FOR APPROVAL

客 户 Customer:

产品名称 Project:

拨动开关

规格型号 Part No:

HX SS12D10G4

贵公司承认印 Approval signatures

料 号/Part No.	签 章/Signatures

日期 Date:

拟制/Drawn	李春风	
审核/Check	钟华华	
批准/Approved	罗孝金	



SPECIFICATION 规格书

1: GENERAL SPECIFICATION 基本事项		
1.1	RATING (额定值): DC 50V 0.3A	
1.2	PRACTICAL TEMPERATURE RANGE: -25°C~+70°C 使用温度范围: 在-25°C~+70°C范围内使用.	
1.3	STANDARD ATMOSPHERIC CONDITIONS : UNLESS OTHERWISE SPECIFIED, THE STANDARD RANGE OF ATMOSPHERIC CONDITIONS FOR MAKING MEASUREMENTS AND TESTS ARE AS FOLLOWS: (1) AMBIENT TEMPERATURE : 5°C TO 35°C; (2) RELATIVE HUMIDITY : 45% TO 85%; (3) AIR PRESSURE : 86Kpa TO 106Kpa. 测试标准状态: 在没有指定的情况下测试温度, 湿度, 气压如下: (1) 温度为5~35°C; (2) 湿度为45%~85%; (3) 气压为86Kpa~106Kpa.	
2. ELECTRICAL CHARACTERISTICS (电气性能规格):		
ITEM 项目	TEST CONDITIONS 测试条件	PERFORMANCE (DATA) 规格(数据)
2.1	CONTACT RESISTANCE 接触电阻 MEASURED AT 1KHz SMALL CURRENT (100 mA OR LESS) 在1KHz微小电流(100mA 以下)测试.	100mΩ MAX. 100毫欧以下.
2.2	INSULATION RESISTANCE 绝缘电阻 APPLY A VOLTAGE OF 500V DC FOR 1 MIN. THE FOLLOWING CONTACT TEST METHOD: (1) BETWEEN BODY AND CONDUCTOR. (2) BETWEEN CONDUCTORS NOT TO BE CONTACT. 输入500V DC电压1分钟, 按以下接触方法测试: (1) 接触端子之间. (2) 胶座体和排脚之间.	100MΩ MIN. 100兆欧以上.
2.3	ELECTRIC STRENGTH 耐电压 AC 500V (50-60Hz) FOR 1 MIN TRIP CURRENT: 0.5mA THE FOLLOWING CONTACT TEST METHOD: (1) BETWEEN TERMINALS. (2) BETWEEN INDIVIDUAL TERMINALS AND FRAME. 输入AC500V (50-60Hz) 电压, 1分钟感度电流为0.5mA, 接触测试方法如下: (1) 接触端子之间. (2) 外壳体和排脚之间.	WITHOUT DAMAGE TO PARTS ARCING OR BREAKDOWN ETC. 没有绝缘破坏等异常
3. MECHANICAL CHARACTERISTICS (机械性能规格):		
ITEM 项目	TEST CONDITIONS 测试条件	PERFORMANCE (DATA) 规格(数据)
3.1	OPERATION FORCE 动作力 LATERAL PUSH (侧向推动)	PUSH FORCE (推动力度) : 250gf ± 100gf
3.2	TRAVEL TO CLOSURE 动作行程 IN THE HORIZONTAL DIRECTION SWITCH HANDLE OPERATION, WITH AN EQUAL TO 2TIMES THE THRUST OF THE SWITCH FROM ONE POSITION TO THE NEXT GEAR, MOVING DISTANCE MEASURING HANDLE. 在开关推柄运行的水平方向, 以一个等于2倍推力使开关从一个档位运动到下一档位, 测量推柄的移动距离.	2.2mm ± 0.2mm
3.3	STEM STRENGTH 操作部(柄)强度 AND ALONG THE RUNNING DIRECTION AT APEX HANDLE (500gf) ON THE STRENGTH TEST, TIME IS 30SECONDS. 在推柄的先端沿运行方向加上(500gf)力度测试, 时间为30秒.	THERE SHALL BE NO DAMAGE ON APPEARANCE MECHANICAL AND ELECTRICAL CHARACTERISTICS SHALL BE SATISFIED 外观无异常, 满足于机械, 电气性能



4. DURABILITY (耐久性) :		
ITEM 项目	TEST CONDITIONS 测试条件	PERFORMANCE (DATA) 规格(数据)
4.1	<p>LIFE TEST 寿命试验</p> <p>AN ACTUATOR SHALL BE WITH A THRUST OF NO GREAT THAN 1 TIMES SWITH POWER TO 10000 CYCLES AT A SPEED OF 30 CYCLES FOR 1 MIN. 操作者以每分钟30次的频率, 施加不大于开关1倍的推力做 10000 次无负荷测试.</p>	<p>1) CONTACT RESISTANCE SHALL BE 50mΩ MAX. 2) LIFETIME: 10000 次 1) 接触电阻不超于50mΩ. 2) 寿命: 10000次</p>
4.2	<p>HEAT TEST 耐热实验</p> <p>THE SWITCH SHALL BE STORED AT A TEMPERATURE OF 85±2°C FOR 96 HOURS. AND THEN IT SHALL BE SUBJECTED TO THE CONTROLLED RECOVERY CONDITIONS FOR 1 HOUR AFTER WHICH MEASUREMENT SHALL BE MADE. 放置在温度85±2°C中96小时后, 再放置正常室温 中1小时后测定.</p>	<p>THERE SHALL BE NO DAMAGE ONAPPEARANCE MECHANICAL AND ELECTRICAL CHARACTERISTICS SHALL BE SATISFIED 外观无异常, 满足于机械, 电气性能</p>
4.3	<p>COLD TEST 耐冷实验</p> <p>THE SWITCH SHALL BE STORED AT A TEMPERATURE OF-25±3°C FOR 96 HOURS. AND THEN IT SHALL BE SUBJECTED TO THE CONTROLLED RECOVERY CONDITIONS FOR 1 HOUR AFTER WHICH MEASUREMENT SHALL BE MADE. 放置在温度-25±3°C中96小时后, 再放置正常室温 中1小时后测定.</p>	
4.4	<p>HUMIDITY TEST 潮湿实验</p> <p>THE SWITCH SHALL BE STORED AT A TEMPERATURE OF 40±2°C AND A HUMIDITY OF 80% TO 85% FOR 96 Hr. THEN THE JACK SHALL BE MAINTAINEDAT STANDARD ATMOSPHERIC CONDITION FOR 1 Hr FOR OTHER PROCEDURES. 放置在40±2°C相对湿度为80~85%环境中96小时后, 再将样品放在正常室温中1小时后测定.</p>	
4.5	<p>SOLDERING CONDITIONS 焊锡条件</p> <p>HAND SOLDERING 手焊: 1) DIVCE 工具: SOLDER IRON 电烙铁. A. 350°C MAX. , 2 sec Max B. 270°C MAX. , 4 sec Max</p>	