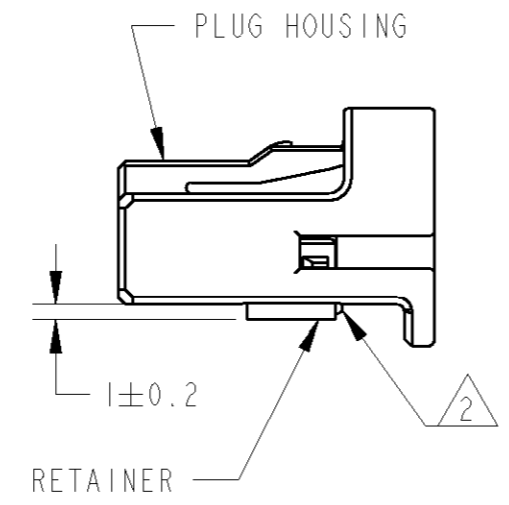
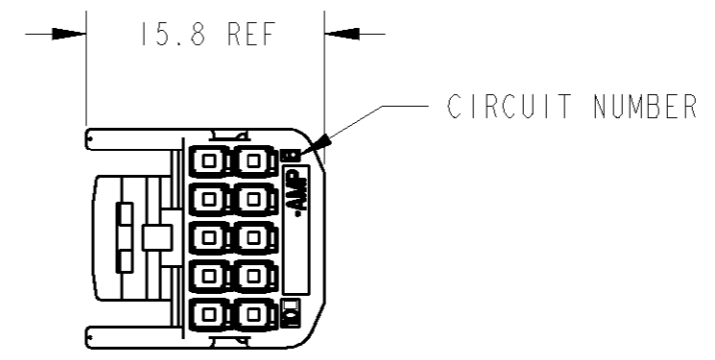
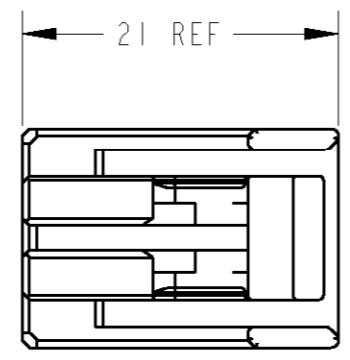
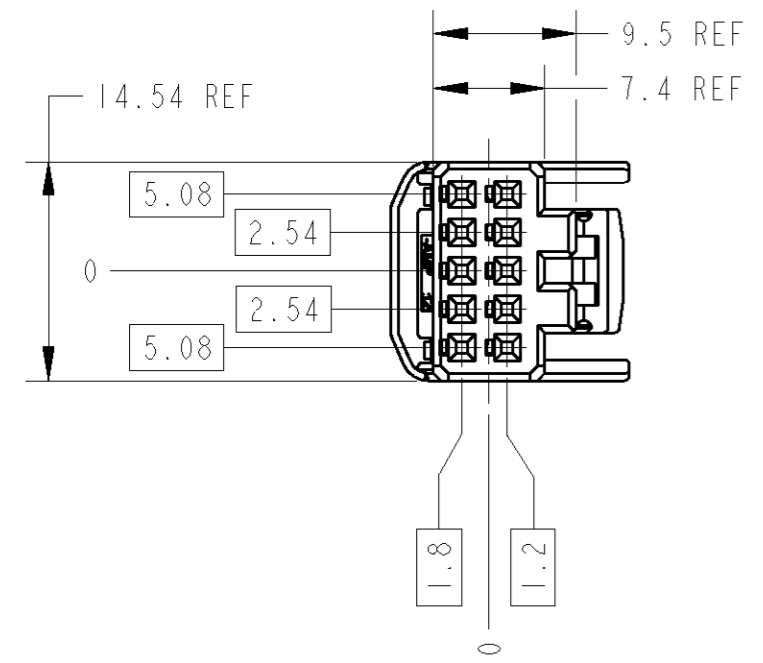


THIS DRAWING IS UNPUBLISHED. RELEASED FOR PUBLICATION 20  
 © COPYRIGHT 20 BY TYCO ELECTRONICS CORPORATION. ALL RIGHTS RESERVED.

LOC	DIST	REVISIONS				
P	LTR	DESCRIPTION	DATE	DWN	APVD	
FX	00					
	A	RLSD PER EC 0K80-0255-01	28SEP2001	RGV	GEM	



1. RETAINER SHOULD BE SET TO THE PRE-ASSEMBLY POSITION WITHIN THE PLUG HOUSING WHEN SHIPPED TO THE CUSTOMER.
2. THE RETENTION LATCH OF THE RETAINER MUST BE OUTSIDE OF PLUG HOUSING WHEN PRE-ASSEMBLED.
3. RETAINER RETENTION FORCE FROM HOUSING: 30N MIN.
4. REF. INSTRUCTION SHEET NO. 411-5928.
5. PART NUMBER OF CAP HOUSING ASSEMBLY TO BE MATED: 936166-2.
6. APPLIED .025, TIN PLATED TERMINAL PART NUMBER: 1123343-1.
7. APPLICABLE WIRE RANGE: AVSS/AVSSH-f 0.3 - 0.5mm<sup>2</sup>  
CAVUS/CAVS 0.22 - 0.5 mm<sup>2</sup>

PBT	NATURAL	PBT	BLACK	936163-2
MATERIAL	COLOR	MATERIAL	COLOR	PART NO
RETAINER		HOUSING		

THIS DRAWING IS A CONTROLLED DOCUMENT FOR TYCO ELECTRONICS CORPORATION. IT IS SUBJECT TO CHANGE AND THE CONTROLLING ENGINEERING ORGANIZATION SHOULD BE CONTACTED FOR THE LATEST REVISION.

DIMENSIONS:	TOLERANCES UNLESS OTHERWISE SPECIFIED:	DWN	R. VESTAL	15MAY2001	Tyco Electronics Harrisburg, PA 17105-3608
mm		CHK	G. MILLER	15MAY2001	
		APVD	G. MILLER	15MAY2001	
		PRODUCT SPEC			
	0 PLC ±0.3	APPLICATION SPEC	114-5250		NAME
	1 PLC ±0.3				025 SERIES I/O CONNECTOR
	2 PLC ±0.15	WEIGHT	-		10 POSITION PLUG HOUSING ASSY
	3 PLC ±				(2.54mm PITCH)
	4 PLC ±				SIZE
	ANGLES ±0°30'	CUSTOMER DRAWING			A3
MATERIAL	SEE TABLE	FINISH	SEE TABLE		CAGE CODE
					00779
					DRAWING NO
					C=936163
					RESTRICTED TO
					-
					SCALE
					2:1
					SHEET
					1
					OF
					1
					REV
					A