

THIS DRAWING IS UNPUBLISHED. RELEASED FOR PUBLICATION
 © COPYRIGHT ALL RIGHTS RESERVED.

REVISIONS					
P	LTR	DESCRIPTION	DATE	DWN	APVD
	B	REVISED (ECR-11-025980)	16.OCT.12	WY	HG
	B1	REVISED (ECR-15-018591)	22.DEC.15	WY	HG
	C	REVISED (ECR-16-007243)	09.JAN.17	WY	KT

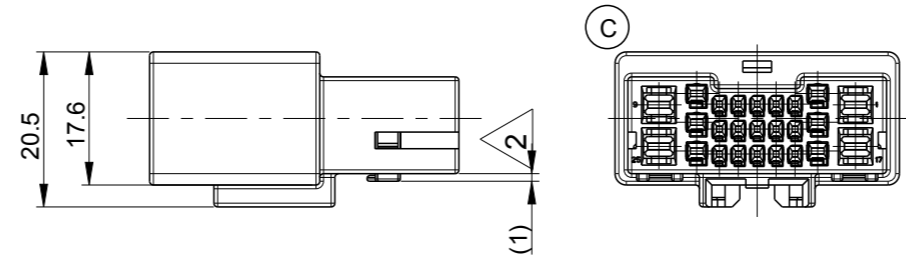
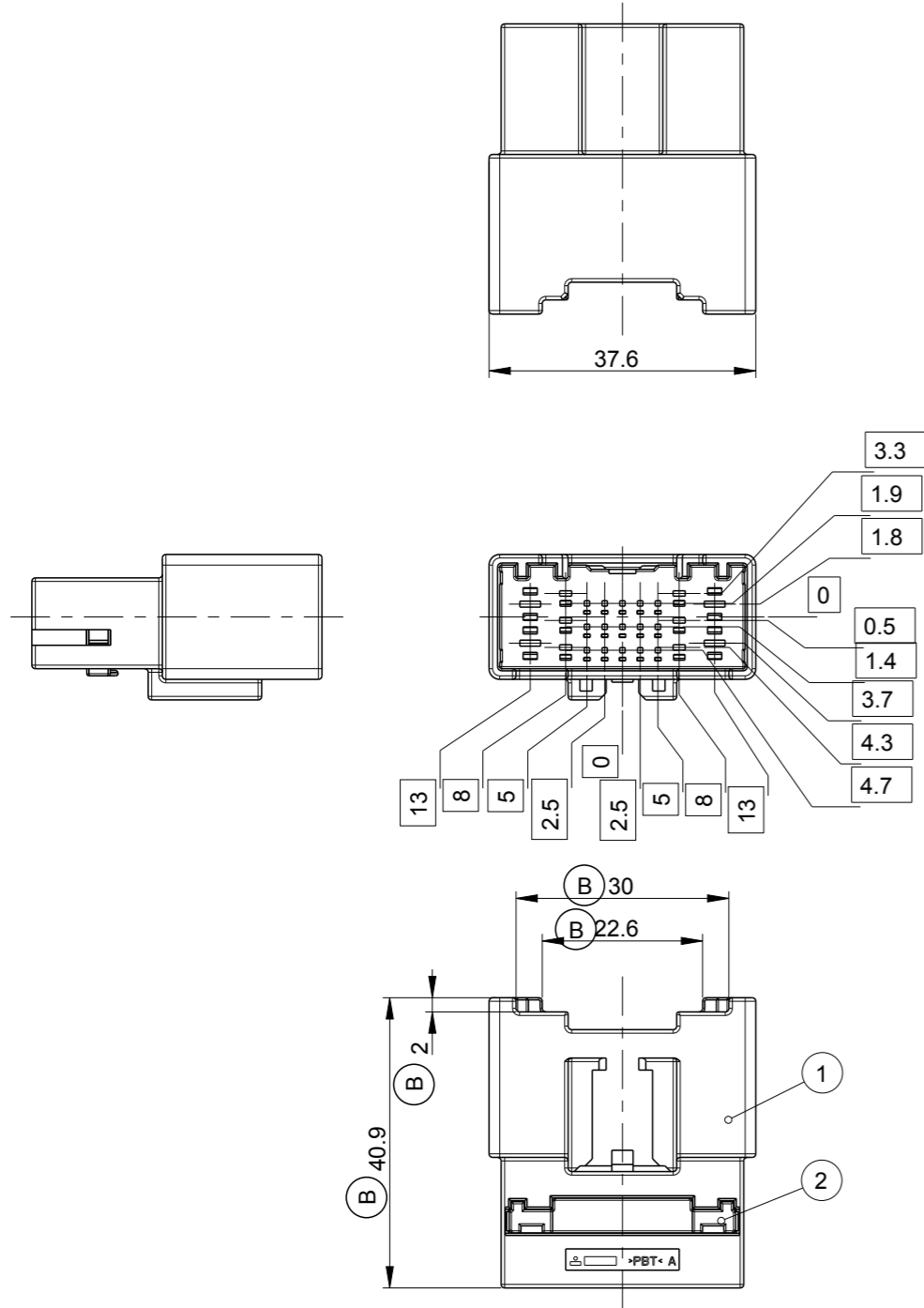
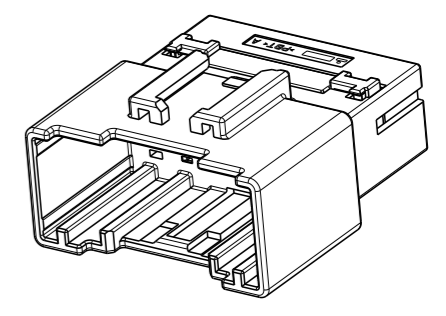


TABLE 1.

CONTACT	PART NO.	WIRE SIZE(SQ)
.025 TH (B1)	2005098-1	0.13~0.22
	2005154-1	0.3~0.5
	2005154-2	0.5
.060	2109005-1	0.22~0.35
	2109005-2	0.5~0.75
	2109005-3	0.85~1.25
MCP 2.8	2-964292-1	0.35~0.5
	2-964294-1	0.5~1.0
	2-964296-1	1.25~2.5

NOTE,
 1. GENERAL TOLERANCE : $\pm 0.3, \pm 3^\circ$
 2. CONDITION OF DELIVERY : DBL PLATE IN OPEN POSITION.
 3. APPLIED RECEPTACLE CONTACT P/N:SEE TABLE 1
 4. SUITABLE MATING PLUG P/N : 2109520
 5. SUITABLE MATING CLIP P/N : 368260
 6. WARPAGE: MAX 0.4

NO	FINISH/ COLOR	MATERIAL	DESCRIPTION	Q'TY
2	NATURAL	PBT	25P DBL HSG	1
1	GRAY	PBT	25P CAP HSG	1
	NATURAL			-
				1

THIS DRAWING IS A CONTROLLED DOCUMENT.		DWN WY JANG			
DIMENSIONS:		CHK YH MA			
TOLERANCES UNLESS OTHERWISE SPECIFIED:		APVD KT LIM		NAME	
0 PLC \pm 1 PLC \pm 2 PLC \pm 3 PLC \pm 4 PLC \pm ANGLES \pm		PRODUCT SPEC		025/060/110 HYB 25P CAP ASSY	
MATERIAL SEE NOTE		FINISH		RESTRICTED TO	
		WEIGHT		SIZE CAGE CODE DRAWING NO	
		CUSTOMER DRAWING		A3 00779 C- 2109517	
		SCALE 1:1		SHEET 1 OF 1 REV C	