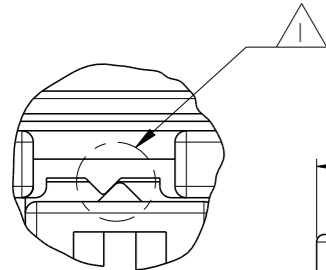
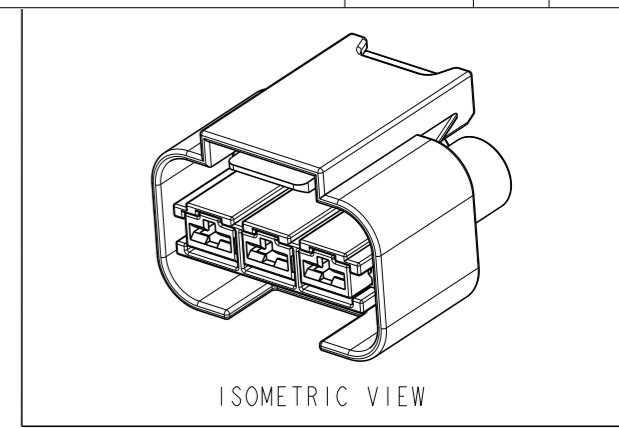
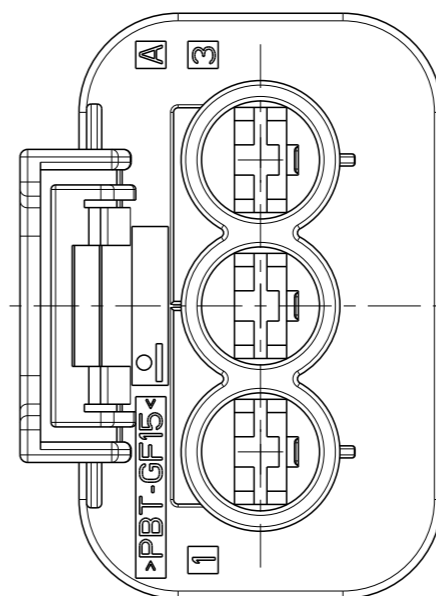
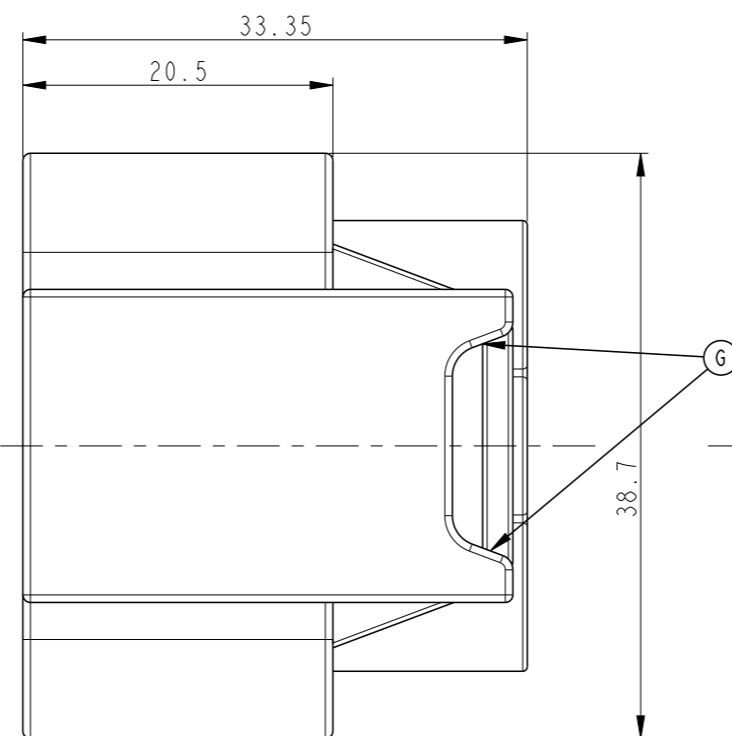
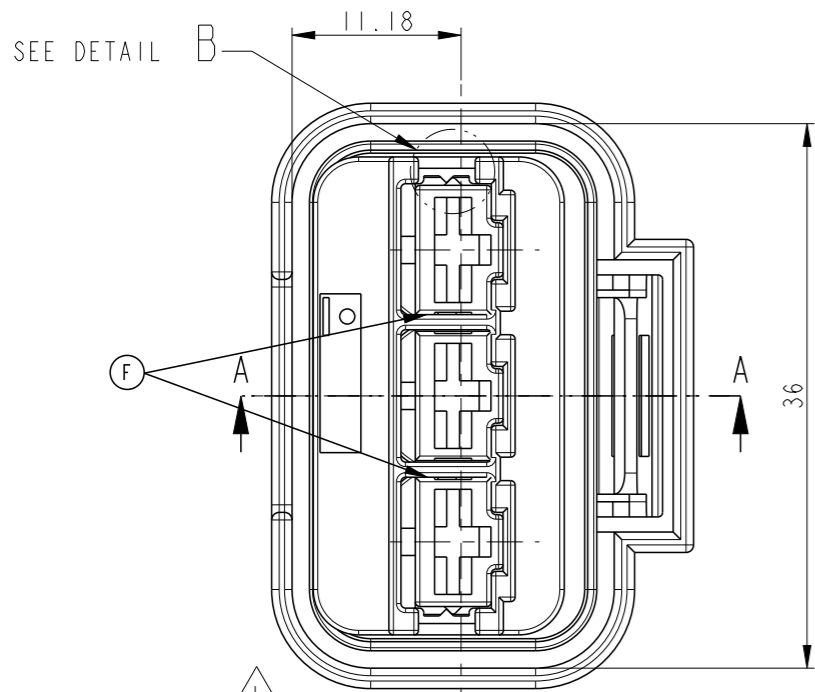
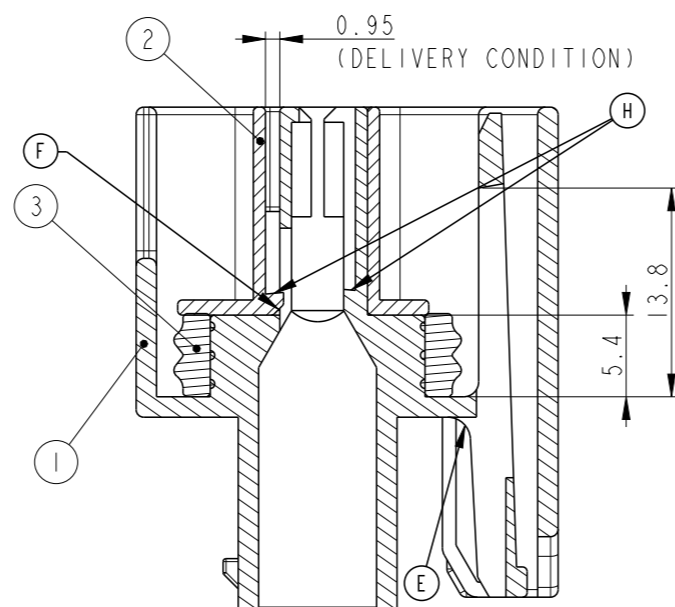
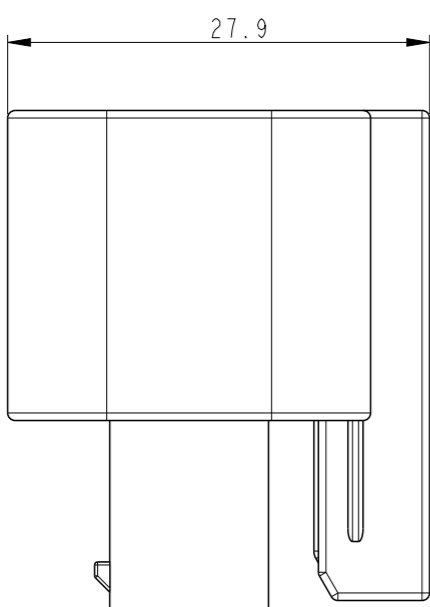


REVISIONS

P	LTR	DESCRIPTION	DATE	DWN	APVD
E		REVISED (ECR-17-012288)	23AUG2017	SJ	YJ
F		REVISED (ECR-18-010532)	25JUN2018	TY	YJ
G		REVISED (ECR-18-013276)	26NOV2018	CH	YJ
H		REVISED (ECR-21-104386)	15MAY2021	CI	YJ



DETAIL B SCALE 5:1



SECTION A-A

- NOTE
 1. CONDITION OF DELIVERY : DBL HSG IN OPEN POSITION
 2. APPLIED WIRE COVER HSG P/N : X-1743274-X (CORRUGATE DIA : Ø9)
 3. APPLICABLE RECEPTACLE CONTACT P/N :

CONTACT P/N	SPT TERMINAL		
	927836	927835	928966
WIRE SIZE(mm ²)	0.5-1.0	1.0-2.5	2.5-4.0

4. GENERAL TOLERANCE : ±0.3, ±3°
 5. APPLICABLE WIRE SEAL P/N:

PART NO.	WIRE INSULATION DIAMETER(mm)	COLOR
963243-1	1.4-2.1	BLUE
963244-1	2.2-3.0	WHITE
963245-1	3.4-3.7	YELLOW
100132-1	CAVITY PLUG	BLACK

NO	COLOR	MATERIAL	DESCRIPTION	Q'TY
3	RED ORANGE	SILICONE	INNER SEAL FOR SPT SEALED 3P PLUG	1
2	NATURAL	PBT-GF10	DBL HSG FOR SPT SEALED 3P PLUG	1
1	GRAY	PBT-GF15	SPT SLEALED 3P PLUG HSG	1
	BLACK			-

ASS'T P/N	1743271-3	1743271-2

THIS DRAWING IS A CONTROLLED DOCUMENT.

DIMENSIONS: mm	TOLERANCES UNLESS OTHERWISE SPECIFIED: 0 PLC ± 1 PLC ± 2 PLC ± 3 PLC ± 4 PLC ± ANGLES ± FINISH ±
MATERIAL	SEE TABLE

DWN CH PARK
 CHK YM CHOI
 APVD JK SONG
 PRODUCT SPEC
 APPLICATION SPEC
 WEIGHT
 CUSTOMER DRAWING

TE TE Connectivity

NAME SPT SEALED 3P PLUG ASS'Y

SIZE A3	CAGE CODE 00779	DRAWING NO C-1743271	RESTRICTED TO -
---------	-----------------	----------------------	-----------------

SCALE 2:1 SHEET 1 OF 1 REV H