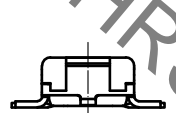
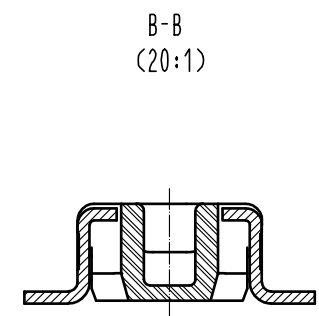
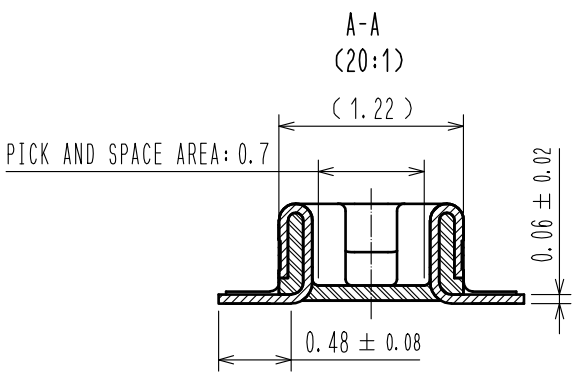
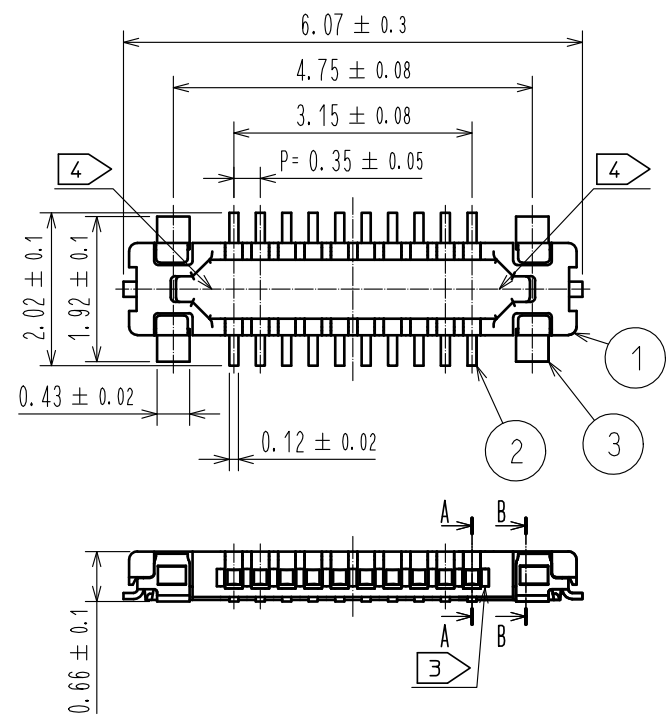
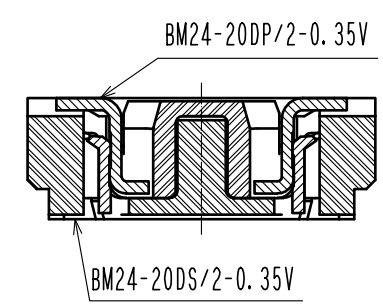



Jan.1.2022 Copyright 2022 HIROSE ELECTRIC CO., LTD. All Rights Reserved.  
 In case of consideration for using Automotive equipment / device which demand high reliability, kindly contact our sales window correspondents.

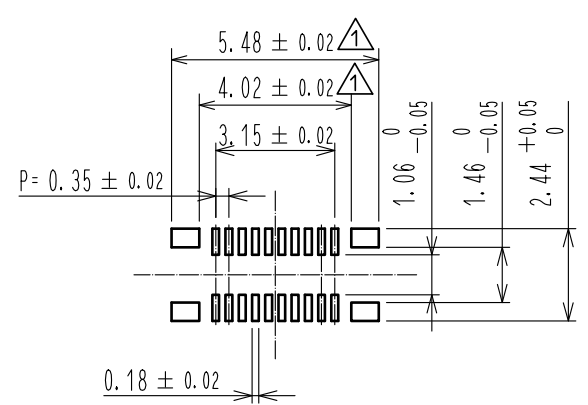


ENGAGEMENT FIGURE (20:1)

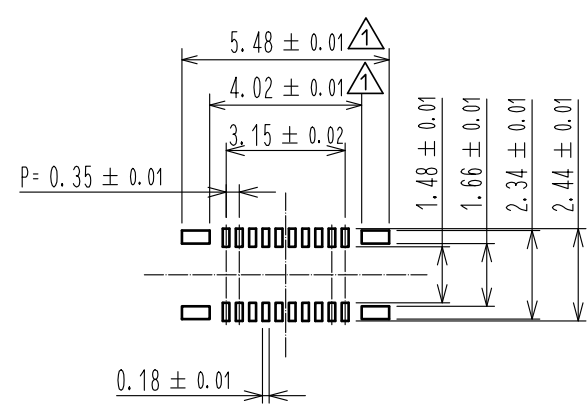


- NOTE 1 . ALL LEAD CO-PLANARITY SHALL BE 0.08mm MAX.
- ② CONTACT PLATING SPECIFICATIONS  
 CONTACT AREA : GOLD 0.05 μm MIN  
 SMT LEAD : GOLD 0.05 μm MIN  
 UNDER PLATING : NICKEL 1 μm MIN  
 ( SURFACE : SEALING )
  - ③ A PART OF THE WALL COULD BE NOTCHED.
  - ④ HRS MARK AND CAV No. ARE INDICATED IN APPROX. POSITION SHOWN.

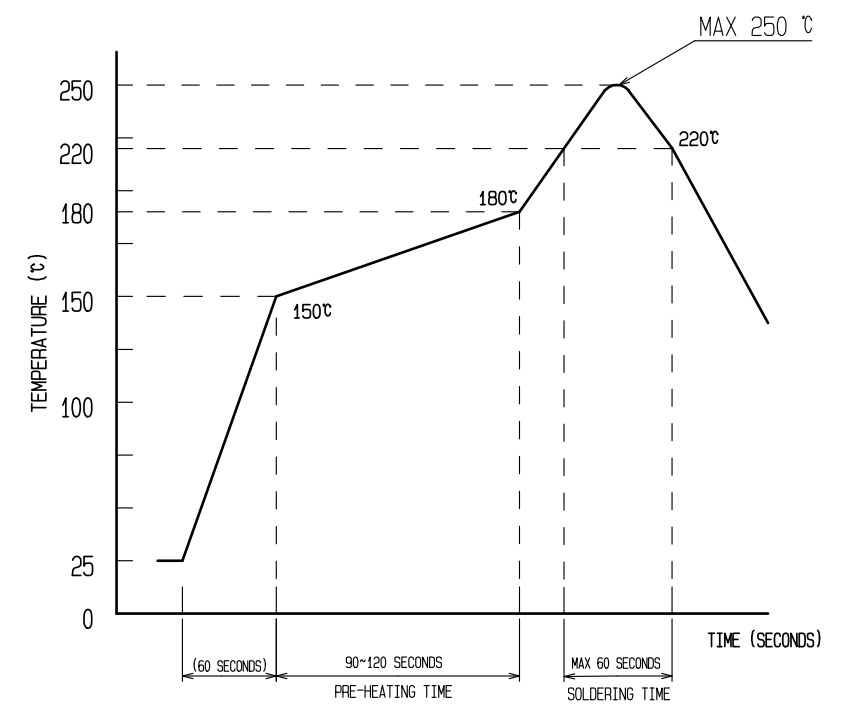
◆ RECOMMENDED PCB LAYOUT



◆ RECOMMENDED METAL MASK DIMENSIONS  
 METAL MASK THICKNESS : 100 μm



⑤ RECOMMENDED REFLOW TEMPERATURE PROFILE USING LEAD-FREE SOLDER PASTE.



- REFLOW METHOD: IR REFLOW  
 NUMBER OF REFLOW CYCLES: 2 CYCLES MAX.
- 1) REFLOW TIME  
 DURATION ABOVE 220°C, 60 SEC MAX.  
 (PEAK TEMPERATURE: 250°C MAX)
  - 2) PRE-HEAT TIME  
 PRE-HEAT TEMPERATURE(MIN): 150°C  
 PRE-HEAT TEMPERATURE(MAX): 180°C  
 PRE-HEAT TIME: 90-120 SEC.

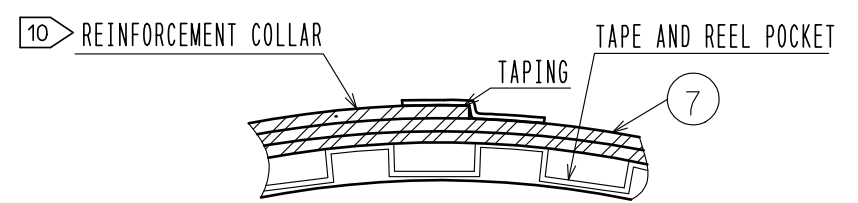
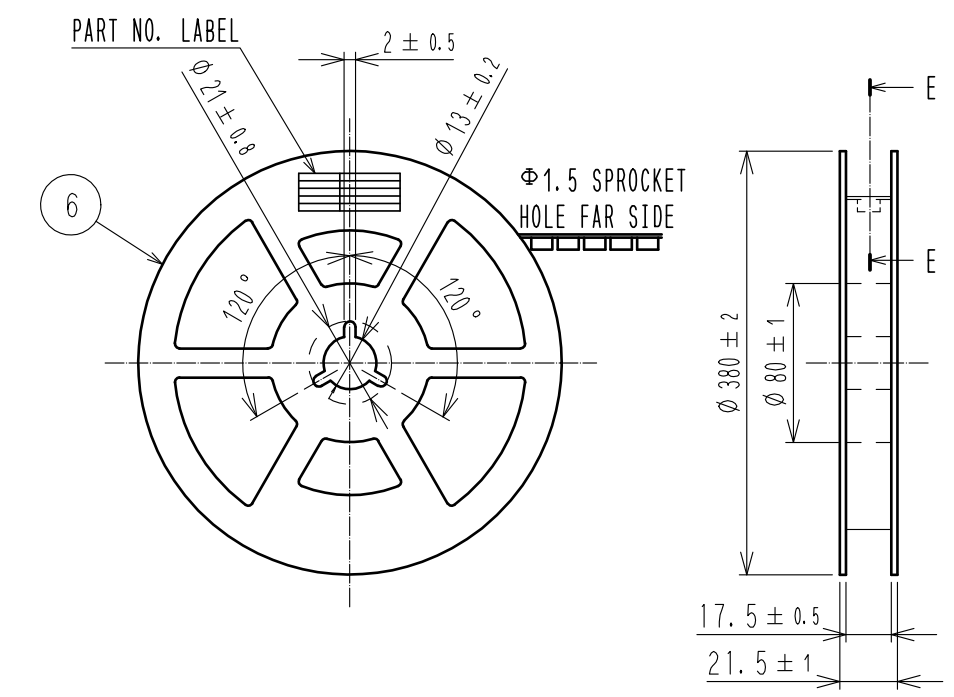
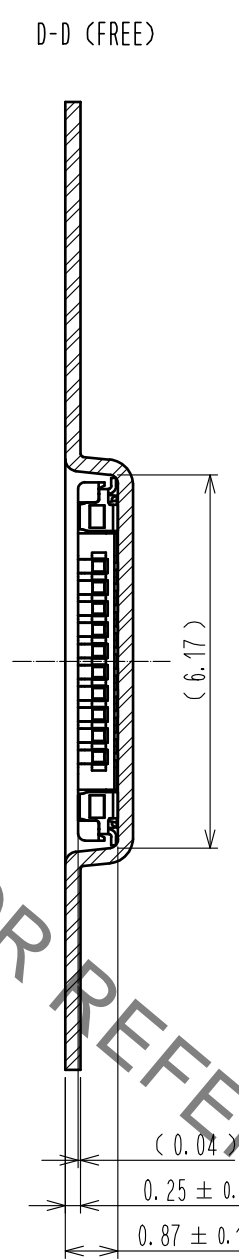
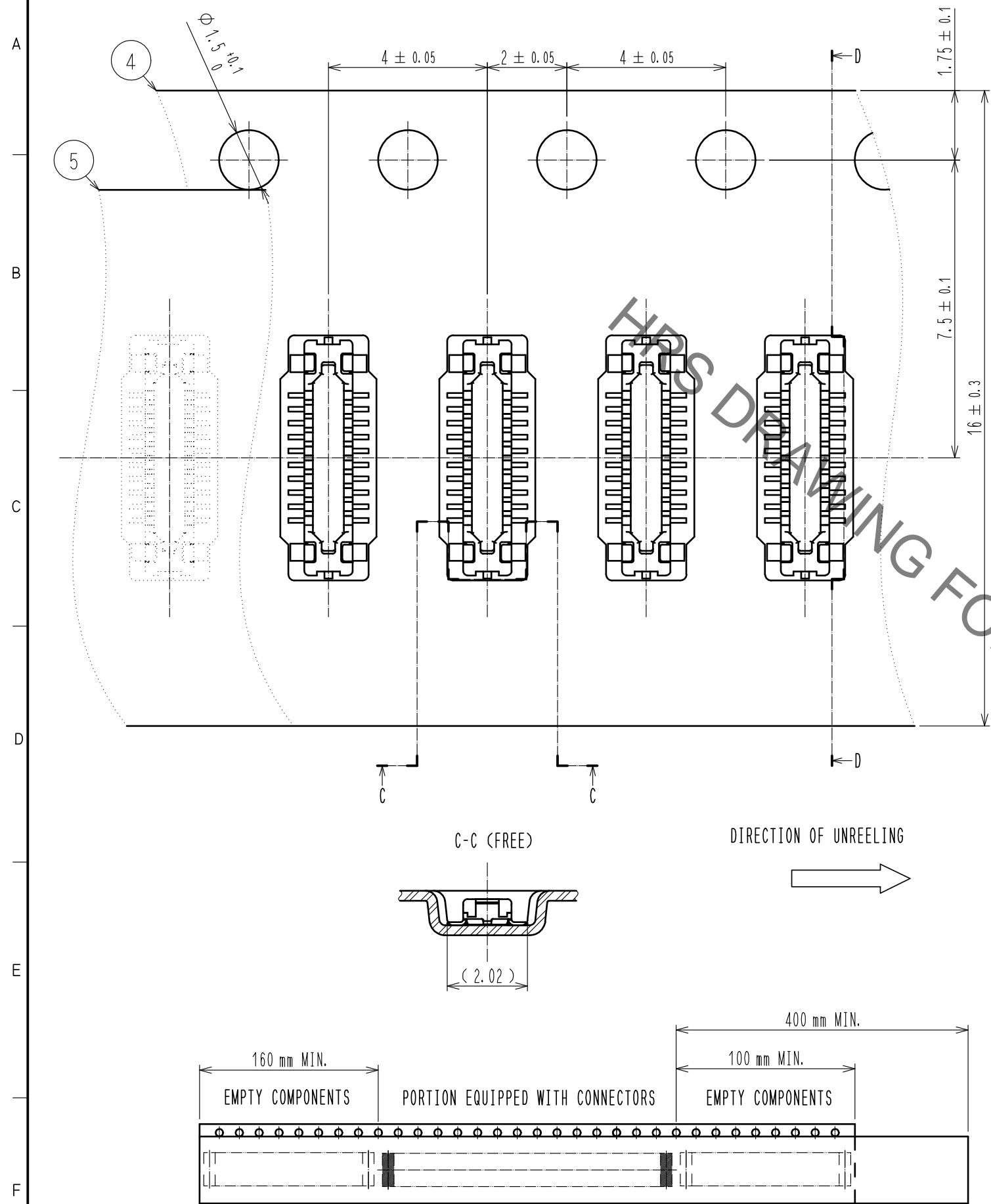
- ⑤ THIS TEMPERATURE PROFILE IS PER THE CONDITIONS SHOWN ABOVE. ADDITIONAL FACTORS, SUCH AS SOLDER PASTE TYPE, PCB SIZE AND OTHER MOUNTED COMPONENTS COULD AFFECT THE PROFILE. THEREFORE, A THOROUGH EVALUATION OF MOUNTING COONDITION IS REQUIRED PRIOR TO PRODUCTION. TEPERATURE IS MEASURED AT CONTACT LEAD.
6. PLEASE CONTACT US IN CASE YOU WILL MAKE DIFFERENT SETTINGS FROM OUR RECOMMENDATION.

4	PS	CLEAR(EMBOSSED CARRIER TAPE)			
3	COPPER ALLOY	②	7	PS	CLEAR (REINFORCEMENT COLLAR)
2	PHOSPHOR BRONZE	②	6	PS	BLACK (PLASTIC REEL)
1	LCP	UL94 V-0, BLACK	5	POLYESTER	CLEAR (COVER TAPE)
NO.	MATERIAL	FINISH . REMARKS	NO.	MATERIAL	FINISH . REMARKS
UNITS	mm	SCALE	10 : 1	COUNT	4
		DESCRIPTION OF REVISIONS		DESIGNED	CHECKED
		DIS-H-00001151		NY. YAMASHIRO	TS. MIYAZAKI
		DATE		DATE	
		14. 04. 04		15. 12. 03	
APPROVED : KH. IKEDA		14. 04. 04		DRAWING NO.	
CHECED : WR. FUKUCHI		14. 04. 04		EDC3-352683-02	
DESIGNED : YH. HASEGAWA		14. 04. 04		PART NO.	
DRAWN : YH. HASEGAWA		14. 04. 04		BM24-20DP/2-0.35V(51)	
				CODE NO.	
				CL677-2003-4-51	
				①/2	

Jan.1.2022 Copyright 2022 HIROSE ELECTRIC CO., LTD. All Rights Reserved.  
 In case of consideration for using Automotive equipment / device which demand high reliability, kindly contact our sales window correspondents.

EMBOSSED CARRIER TAPE PACKAGING (FREE)

STYLE AND DIMENTION OF REEL (FREE)



DETAIL OF PART NO. LABEL

製造年月日	** ** *	DATA OF MANUFACTURED
製品コード	CL0677-2003-4(51)	CODE NO.
製品名	BM24-20DP/2-0.35V(51)	PART NO.
数量	10,000	QUANTITY
納入者	ヒロセ電機(株)	SUPPLIER

- 7 . PER REEL 10,000 CONNECTORS.
- 8 . THE DIMENSIONS IN PARENTHESES ARE FOR REFERENCE.
- 9 . REFER TO JIS C 0806(PACKAGING OF COMPONENTS FOR AUTOMATIC HANDLING)
- 10 . AFTER PACKAGING, ROLL 2 METERS OF THE REINFORCEMENT COLLAR TO OUTER CIRCUMFERENCE OF TAPE AND REEL POCKET. AND TAPE DOWN AT THE END THE COLLAR.

<b>HRS</b>	DRAWING NO.	EDC3-352683-02	
	PART NO.	BM24-20DP/2-0.35V(51)	
	CODE NO.	CL677-2003-4-51	2/2