


PE Type Crystal Oscillator

Programmable 2.0 x 1.6 mm

Frequency 1MHz to 200MHz

STARWAVE



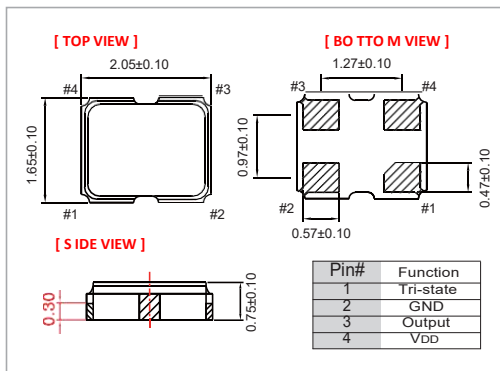
FEATURE

- Typical 2.05 x 1.65 x 0.75 mm ceramic SMD package
- Operation supply voltage: 1.8V, 2.5V and 3.3V
- FASTXO series, Fast delivery at any frequency
- Tri-State Enable/Disable
- Frequency Stability ± 25 ppm over -40°C to 105°C
- Pb-free/RoHS compliant

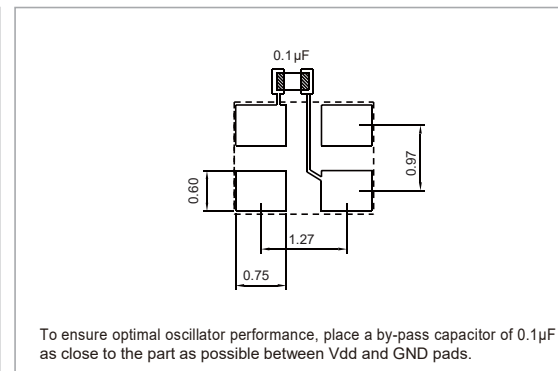
TYPICAL APPLICATION

- Wearable device
- Mobile device
- IoT, Smartphone
- Game console

DIMENSION (mm)



SOLDER PAD LAYOUT (mm)



ELECTRICAL SPECIFICATION

Parameter	3.3V		2.5V		1.8V		Unit
	Min.	Max.	Min.	Max.	Min.	Max.	
Supply Voltage Variation	$V_{DD}-5\%$	$V_{DD}+5\%$	$V_{DD}-5\%$	$V_{DD}+5\%$	$V_{DD}-5\%$	$V_{DD}+5\%$	V
Frequency Range	1	200	1	200	1	125	MHz
Supply Current (@15pf Loading)	-	35	-	30	-	20	mA
Output Level	Output High	90% V_{DD}	-	90% V_{DD}	-	90% V_{DD}	V
	Output Low	-	10% V_{DD}	-	10% V_{DD}	-	10% V_{DD}
Transition Time	Rise Time / Fall Time		-	2	-	3	nSec
Duty Cycle	45	55	45	55	45	55	%
Startup Time	-	8	-	8	-	8	mSec
Tri-State	Output Enable	0.7 x V_{DD}	-	0.7 x V_{DD}	-	0.7 x V_{DD}	V
	Output Disable	-	0.3 x V_{DD}	-	0.3 x V_{DD}	-	0.3 x V_{DD}
Stand by Current (@PD Mode)	-	400	-	400	-	400	μA
Stand by Current (@OE Mode)	-	20	-	20	-	20	mA
Output Loading	15		15		15		pf
RMS Phase Jitter (12KHz to 20MHz)	-	2	-	2	-	2	pSec
Aging (@ 25°C, First Year)	-	± 3	-	± 3	-	± 3	ppm
Storage Temp. Range	-50	+125	-50	+125	-50	+125	$^{\circ}\text{C}$

Standard frequencies are frequencies which the crystal has been designed and does not imply a stock position.

+ Transition times are measured between 10% and 90% of V_{DD} , with an output load of 15pF.

FREQ. STABILITY vs. TEMP. RANGE

Temp. ppm (°C)	± 15	± 20	± 25	± 50
-20~+70	Δ	\circ	\circ	\circ
-40~+85	\times	Δ	\circ	\circ
-40~+105	\times	Δ	\circ	\circ

*O: Available Δ : Conditional X: Not available

*Inclusive of calibration @ 25 $^{\circ}\text{C}$, operating temperature range, i Voltage variation, load variation, aging (1st year), shock, and vibrati

Note: not all combination of options are available. Other specifications may be available upon request.

PE Type Crystal Oscillator

Programmable 2.0 x 1.6 mm

Frequency 1MHz to 200MHz



Ordering Information

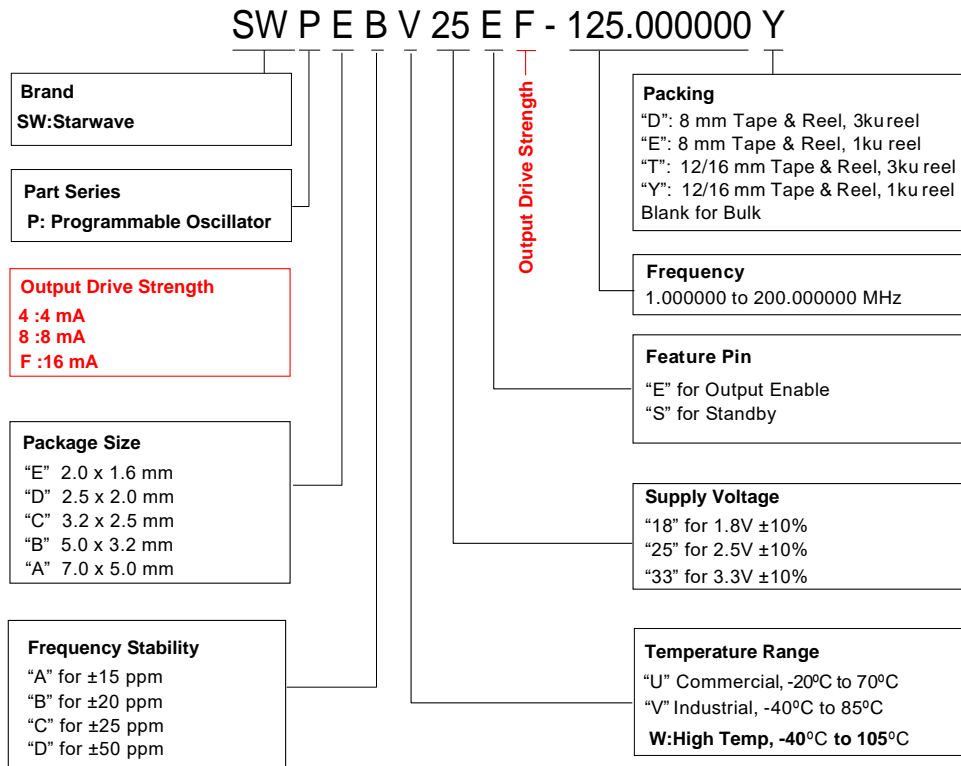


Table 13. Ordering Codes for Supported Tape & Reel Packing Method

Device Size (mm x mm)	16 mm T&R (3ku)	16 mm T&R (1ku)	12 mm T&R (3ku)	12 mm T&R (1ku)	8 mm T&R (3ku)	8 mm T&R (1ku)
2.0 x 1.6	-	-	-	-	D	E
2.5 x 2.0	-	-	-	-	D	E
3.2 x 2.5	-	-	-	-	D	E
5.0 x 3.2	-	-	T	Y	-	-
7.0 x 5.0	T	Y	-	-	-	-