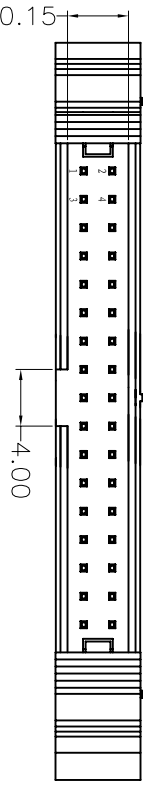
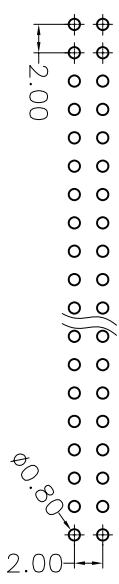


REV.	ECN. NO.	APPD.
A		

Recommended P.C.B Layout(Top Side)

(PCB BOARD TOLERANCE±0.05)

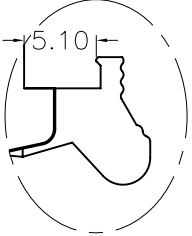
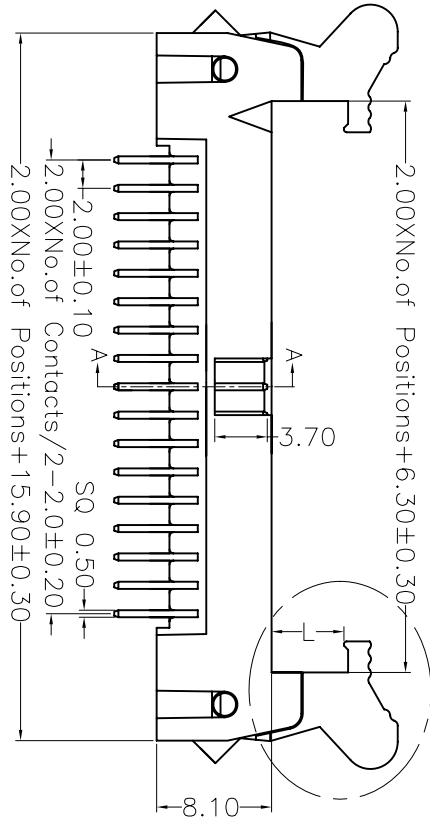


NOTES:
 Current Rating:1.5AMP
 Contact Resistance:20mΩ max
 Withstand Voltage:500V AC/DC
 Insulation Resistance:1000MΩ min
 Operation Temperature:-40°C to +105°C
 Contact Material:Brass
 Contact plating:Au or Sn Over Ni
 Insulator Material:PA6T+30%GF(UL94V-0)

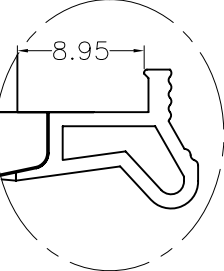
Ordering Information

MTE220-XX S X

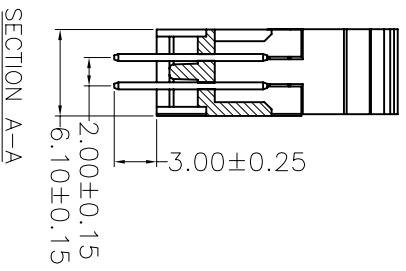
No. of Pins	Latch Type
06 24	L=Long Latch
08 26	S=Short Latch
10 30	N=Without Latch
12 34	
14 40	
16 50	
18 60	
20 64	



Short Latch



Long Latch



SECTION A-A

X. ±0.30	X.° ±5°	UNITS mm	NAME(INTENDED USE)	MINTRON CO.,LTD.
.X ±0.20	.X° ±2°	MAT'L	PART NO.(INTENDED USE)	
.XX ±0.10	.XX° ±1°	FINISH	APPD: SUNNY	TITLE: MTE220-XXSL
.XXX ±0.05	.XXX° ±0.5°	QTY	CHKD: LISA	DWG NO.:
EJECTOR HEADER CONNECTOR			DR: ZOE	SCALE 1/1
			2006-11-28	SHEET 1/1
				REV. A