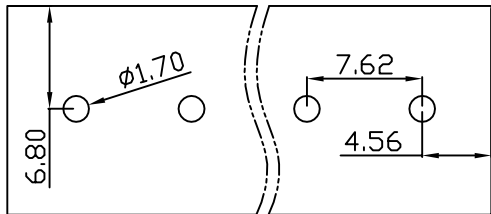
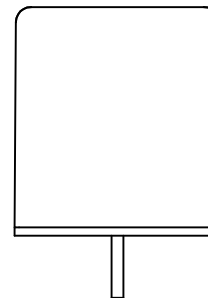
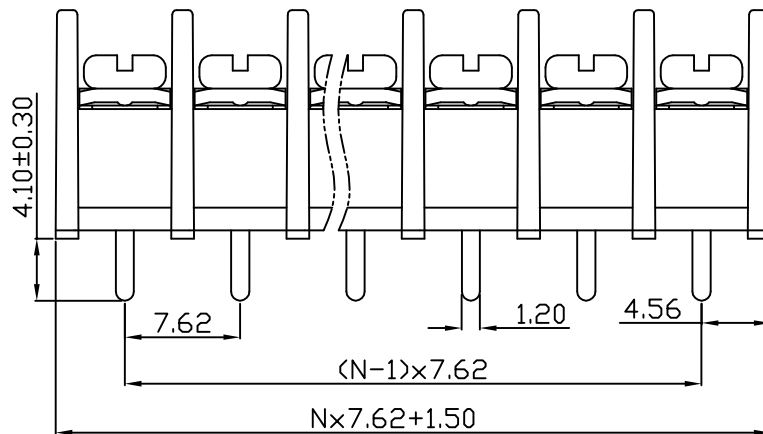
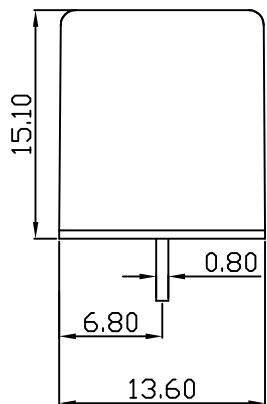
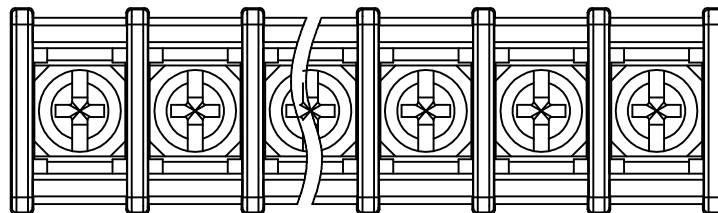


linear dimension(Tolerances Standard GB/T 14486-2008)								—	$\nabla$	$\perp$
variable range	to 6	over 6 to 10	over 10 to 30	over 30 to 60	over 60 to 100	over 100 to 160	over 160 to	to 10	over 10 to 100	over 100 to
tolerance	±0.20	±0.30	±0.50	±0.70	±1.00	±1.30	±1.60	0.10	0.30	0.60



PCB Layout



UL/CUL 技术参数		UL/CUL Technical Data		
等级	Use Group	B	C	D
额定电压	Rated Voltage [V]	300	-	-
额定电流	Rated Current [A]	15	-	-
接线范围	Wire Range	22-14		
单/多芯线	Solid/Stranded [AWG]			
IEC 技术参数		IEC Technical Data		
额定电压	Rated Voltage [V]	250		
额定电流	Rated Current [A]	24		
耐电压	Withstanding Voltage [AWG]	2000V/1Min		
导线截面积	Conductor cross section	2.5		
硬质/柔性导线	Solid/flexible [mm <sup>2</sup> ]			
材料		Material		
绝缘材料	Insulation Material	PA66		
阻燃等级	Imflammability	UL94V-0		
导体材料	Contacting Material	铜合金 Copper alloy		
导体表面镀层	Contactive Coating	镀锡 Sn Plated		
一般参数		Other Data		
间距	Pitch [mm]	7.62		
极数	Poles [P]	02~24		
螺丝	Screw/扭矩 Torque(Max) [N.m]	M3/0.5		
工作温度	Operating temperatur [°C]	-40~+105		
引针尺寸	Pin Dimensions [mm]	0.80x1.20		
PCB板孔径	PCB Hole Diameter [mm]	1.70		

DBT30C — 7.62 — XXP — C — S/P  
 (Series No.) (Pitch) (Poles) Slotted/Phillips  
 (Color) : 1.(Green) 2.(Black) 3.(Blue) 4.(Clear) 5.(Gray)  
 6.(Orange) 7.(Red) 8.(White) 9.(Yellow)

APPD: J.Ting Chen 2022.6.23  
 CHKD: Duck Mao 2022.6.23  
 DRFT: Steven Lu 2022.6.23

**DORABO**

宁波地博电气有限公司  
 Ningbo Dorabo Electric CO., Ltd

NAME:

DBT30C-7.62-XXP-C-P



SIZE: A4

mm (inch)

REV

T0-1

TYPE: CUSTOMER\_DRAWING

SCALE: 1:1

SHEET

1/1