


»Features

- Low forward voltage drop
- High current capability
- High reliability
- High surge current capability
- Epitaxial construction



SOD-523

»General Description

- Case: molded plastic
- Polarity: Color band denotes cathode
- Package: SOD-523 Plastic Package

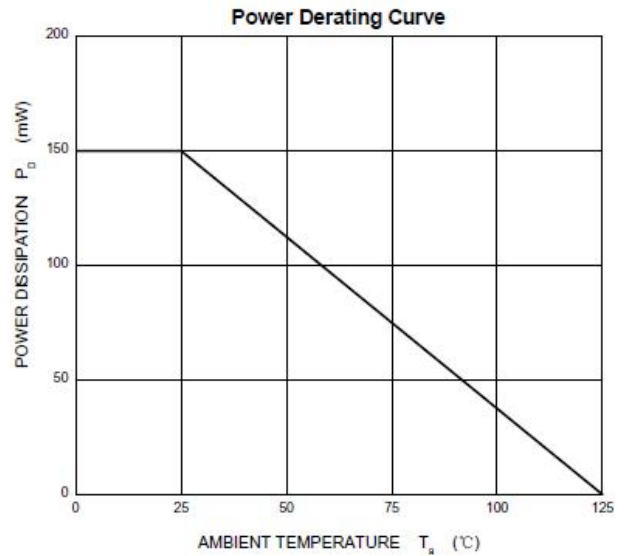
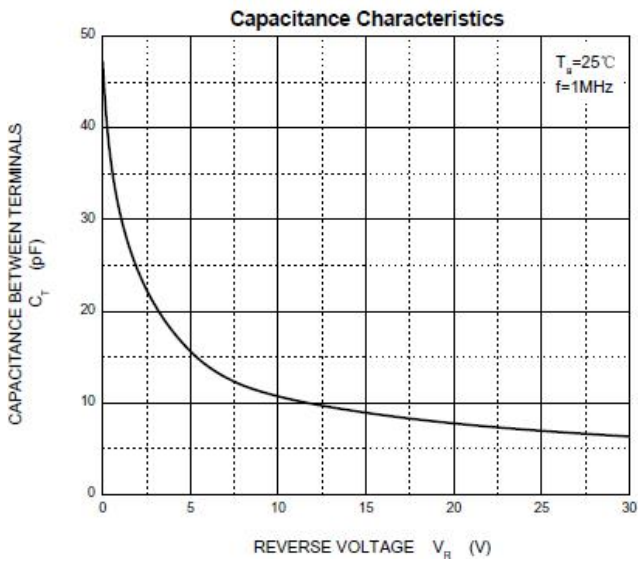
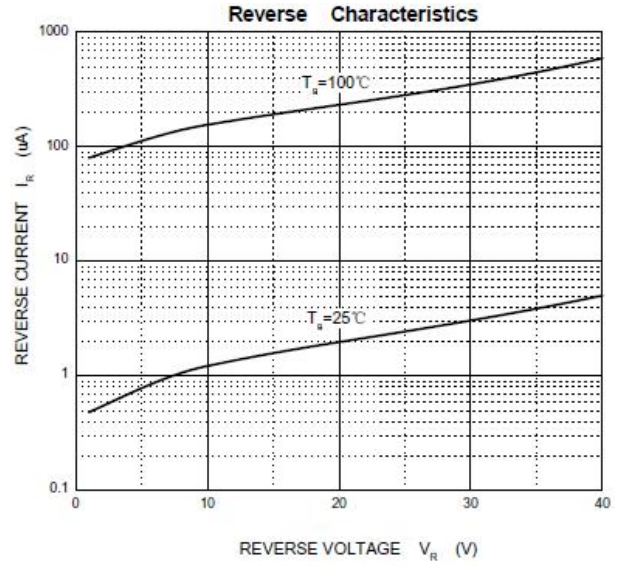
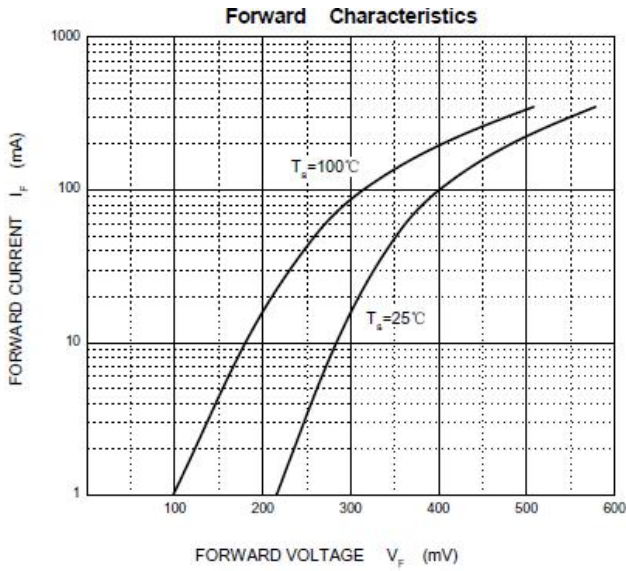
» Maximum Ratings @ $T_A=25^{\circ}\text{C}$ unless otherwise noted

Parameters	Symbol	B5819WT	Unit
Maximum repetitive peak reverse voltage	VRRM	40	V
Maximum RMS voltage	VRMS	28	V
Maximum DC blocking voltage	VDC	40	V
Maximum average forward rectified current	IFM	350	mA
Repetitive peak forward current @ $t \leq 1.0\text{s}$	IFSM	1.5	A
Power Dissipation	PD	150	mW
Typical thermal resistance	R θ JA	660	$^{\circ}\text{C}/\text{W}$
Operating junction temperature	T _j	125	$^{\circ}\text{C}$
Storage temperature range	TSTG	-55-+150	$^{\circ}\text{C}$

» **Electrical Characteristics** @ $T_A=25^{\circ}\text{C}$ unless otherwise noted

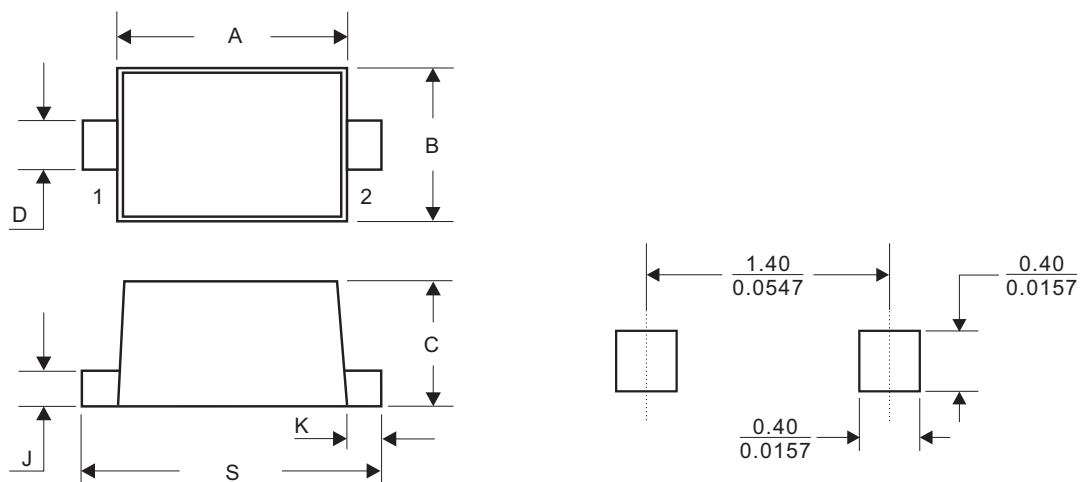
Parameters	Symbol	Test conditions	B5819WT	Unit
Maximum forward voltage	V _F	I _F = 20mA	0.37	V
		I _F = 200mA	0.6	V
Maximum reverse current	I _R	V _R =30V	5	μA
Type junction capacitance	C _j	V _R = 4V, f = 1MHz	50	pF
Reverse recovery time	T _{rr}	I _F =I _R =200mA, I _{rr} =0.1xI _R , R _L =100 Ω	10	ns

»Typical Performance Characteristics (T_J = 25 °C, unless otherwise noted)



»Package Information

SOD-523



DIM	Millimeters		Inches	
	Min	Max	Min	Max
A	1.10	1.30	0.043	0.051
B	0.70	0.90	0.028	0.035
C	0.50	0.70	0.020	0.028
D	0.25	0.35	0.010	0.014
J	0.07	0.20	0.0028	0.0079
K	0.15	0.25	0.006	0.010
S	1.50	1.70	0.059	0.067

»Ordering information

Order code	Package	Marking	Base qty	Delivery mode
B5819WT	SOD-523	S4	3K	Tape and reel