RoHS

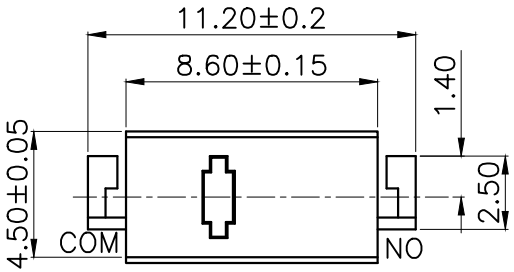

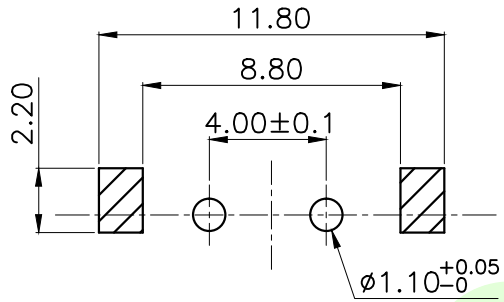

PCB Layout(Pattern side)

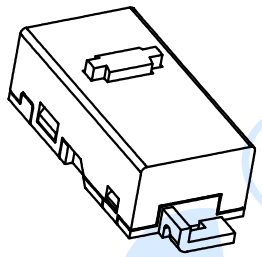

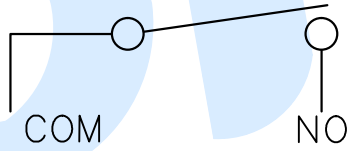

Circuit Diagram

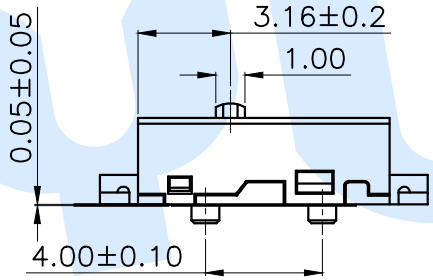

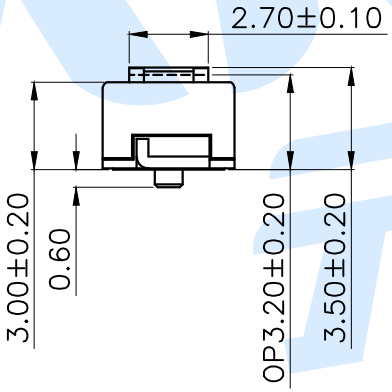

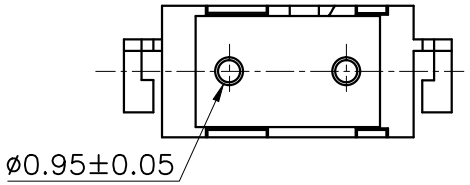

Technical Parameters:
1.Rated current: DC 6V 1mA（Minimum load DC 3V 15uA）
2.Contact impedance: 100mΩ Max
3.Insulation resistance: 100MΩ Min（DC 500V）
4.High pressure: AC 600V （50-60Hz）for 1 minute
5.Operating force: 60gf±20gf
6.Resilience: 15gf（Min）
7.Action position: 3.20±0.20mm
8.Mechanical life: 5,000,000 times

NO.	Name	Number	Qty	Materil	Remarks
Ⓕ	Contact		1	Silver point	
Ⓔ	Terminal		2	Brass	Silver
Ⓓ	Contact reed		1	Brass	
Ⓒ	Handle		1	PPA	Blue
Ⓑ	Cover		1	PPA	Black
Ⓐ	Base		1	LCP	Black

Yuandi Electronics Co,Ltd

angle	±2°	design	date	name	MICRO SWITCH
10~30	±0.30	Review	date		
5~10	±0.20	Approved	date	name	TC−5608−Y
~ 5	±0.10	Drawing number:			
modify / Review / Approved	Tolerance not specified	Proportion 1:1	unit mm	gape number	A4