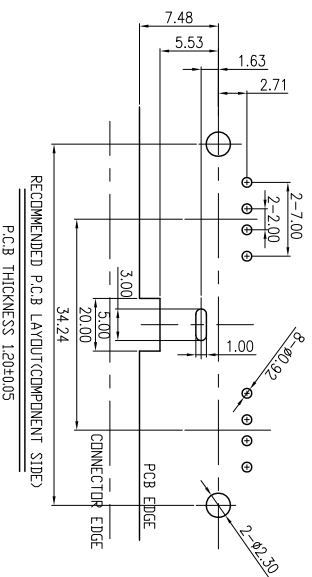
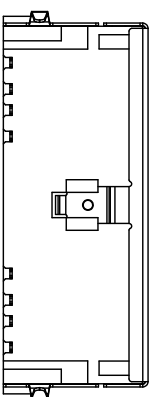
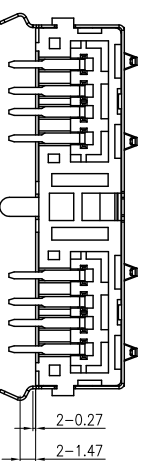
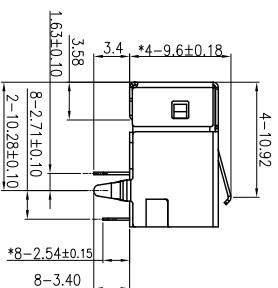
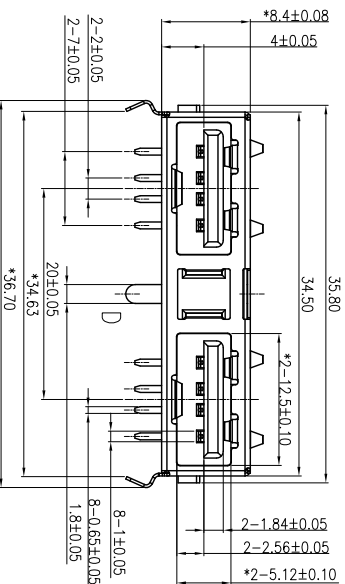
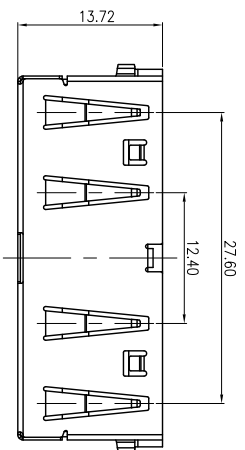


| | | |
|----|------|----|
| 目錄 | 變更內容 | 日期 |
| | | |



NOTE:
 1 MATERIAL: DEFAULT DIMENSION TOL: ±0.05
 1.1 BODY INSULATOR:PBT F202G30,UJL94V-0, BLACK
 1.2 SHELL:SUS304-3/4H,T=0.25mm
 CONTACT: PHOSPHOR BRONZE
 1.3 CONTACT PLATING: Au 0.75~1.75µm PLATING ON CONTACT AREA
 SN 2.5~4.0µm PLATING ON SOLDER TAILS.
 NI 1.25~2.75µm UNDERPLATING OVERALL.
 1.4 SHELL:50~150µ" (1.25~3.18µm) Sn PLATED OVERALL,防銹白處理
 30~120µ" (0.75~3.05µm) NICKEL UNDERPLATING OVERALL.
 2.SPECIFICATION:
 2.1 CURRENT RATE:1.5Amp
 2.2 INSULATOR RESISTANCE:100MΩ Min
 2.3 DIELECTRIC STRENGTH: 100V AC PER MINUTE
 2.4 CONTACT RESISTANCE: 30mΩ Max
 2.5 OPERATION TEMPERATURE:-55°C~+105°C
 2.6 INSERTION FORCE: 35N Max, WITHDRAWAL FORCE:(10~15)N

产品图
PRODUCT CHART DWG

深圳市精拓金电子有限公司

| | | | | |
|------|-------------|-----|-----------------------------|---------------|
| 3 | CONTACT | 8 | T=0.2 CS19R4H | As-Sn |
| 2 | METAL SHELL | 1 | T=0.25 SUS304 | Sn-Ni |
| 1 | HOUSING | 1 | PBT F202G30 (Black/Sunlong) | Black |
| ITEM | DESCRIPTION | QTY | MATERIAL | PLATING/COLOR |

| 公差一览表 | |
|-------|------------------|
| 公差 | UNLESS OTHERWISE |
| X | ±0.30 |
| .X | ±0.25 |
| .XX | ±0.15 |
| .XXX | ±0.10 |

| | | | | | |
|----|------------|----|-----|------|-------------------------|
| 单位 | MM | 制图 | 张如波 | 产品料号 | 903-857A1023D10200 |
| 比例 | 1:1 | 审核 | 郭治富 | 产品名称 | PCB 90度双排无后盖三只脚不锈钢PBT黑胶 |
| 日期 | 2022/05/10 | 核准 | 黄国荣 | 角法 | VIEW |
| | | | | 版本 | A0 |