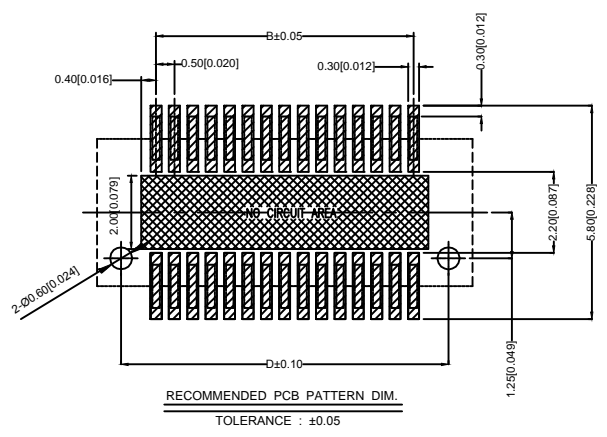
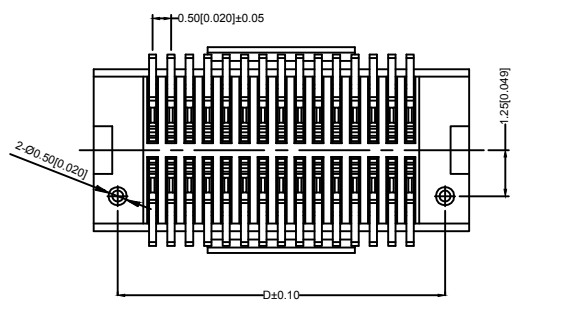
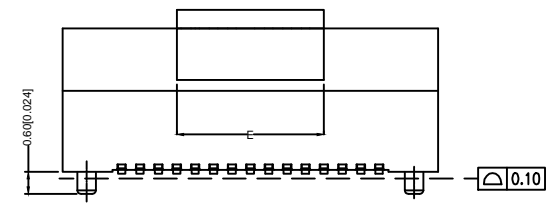


3D VIEW



RECOMMENDED PCB PATTERN DIM.
TOLERANCE : ±0.05

Voltage rating:50V AC/DC
50V AC/DC
Current rating:0.3A AC/DC
0.3A AC/DC
Withstanding voltage:150V AC/minute
150V AC/
Temperature range:-25 +85
-25 +85
Insulation resistance:≥1000MΩ
≥1000MΩ
Contact resistance:≤55mΩ
≤20mΩ
After environmental testing:≤40mΩ
≤40

- X0515 F V S-XX X X S- LP V01
○ ○ ○ ○ ○ ○ ○ ○ ○ ○
- 1.Series No
 - 2.Category:F-Female
 - 3.Welding Board Angle:V-180°
 - 4.Welding Way:S-SMT
 - 5.Row No-Pin No:XXP
 - 6.Female Height:A:3.0mm;
B:3.5mm;C:4.0mm;D:4.5mm
 - 7.Male Height:E:4.0m
 - 8.Special No:S-With positioning Column
 - 9.Material:LP-LCP
 - 10.Metal plating:Gold Flash

| MATED HEIGHT | MATING HEIGHT | WV | FV |
|----------------------|---------------|-----|-----|
| X0515FVS-XXXXS-LPV01 | 7.0 | 4.0 | 3.0 |
| Single High | 7.5 | 4.0 | 3.5 |
| X0515FVS-XXXXS-LPV01 | 8.0 | 4.0 | 4.0 |

| NO.of contacts | Dimensions | | | | | NO.of contacts | Dimensions | | | | |
|----------------|------------|-------|-------|-------|------|----------------|------------|-------|-------|-------|------|
| | A | B | C | D | E | | A | B | C | D | E |
| 4 | 3.70 | 0.50 | 1.56 | 2.40 | 4.00 | 54 | 16.20 | 13.00 | 14.06 | 14.90 | 8.00 |
| 6 | 4.20 | 1.00 | 2.05 | 2.90 | | 56 | 16.70 | 13.50 | 14.56 | 15.40 | |
| 8 | 4.70 | 1.50 | 2.56 | 3.40 | | 58 | 17.20 | 14.00 | 15.06 | 15.90 | |
| 10 | 5.20 | 2.00 | 3.06 | 3.90 | | 60 | 17.70 | 14.50 | 15.56 | 16.40 | |
| 12 | 5.70 | 2.50 | 3.56 | 4.40 | | 62 | 18.20 | 15.00 | 16.06 | 16.90 | |
| 14 | 6.20 | 3.00 | 4.06 | 4.90 | | 64 | 18.70 | 15.50 | 16.56 | 17.40 | |
| 16 | 6.70 | 3.50 | 4.56 | 5.40 | | 66 | 19.20 | 16.00 | 17.06 | 17.90 | |
| 18 | 7.20 | 4.00 | 5.06 | 5.90 | | 68 | 19.70 | 16.50 | 17.56 | 18.40 | |
| 20 | 7.70 | 4.50 | 5.56 | 6.40 | | 70 | 20.20 | 17.00 | 18.06 | 18.90 | |
| 22 | 8.20 | 5.00 | 6.06 | 6.90 | | 72 | 20.70 | 17.50 | 18.56 | 19.40 | |
| 24 | 8.70 | 5.50 | 6.56 | 7.40 | 74 | 21.20 | 18.00 | 19.06 | 19.90 | | |
| 26 | 9.20 | 6.00 | 7.06 | 7.90 | 76 | 21.70 | 18.50 | 19.56 | 20.40 | | |
| 28 | 9.70 | 6.50 | 7.56 | 8.40 | 78 | 22.20 | 19.00 | 20.06 | 20.90 | | |
| 30 | 10.20 | 7.00 | 8.06 | 8.90 | 80 | 22.70 | 19.50 | 20.56 | 21.40 | | |
| 32 | 10.70 | 7.50 | 8.56 | 9.40 | 82 | 23.20 | 20.00 | 21.06 | 21.90 | | |
| 34 | 11.20 | 8.00 | 9.06 | 9.90 | 84 | 23.70 | 20.50 | 21.56 | 22.40 | | |
| 36 | 11.70 | 8.50 | 9.56 | 10.40 | 86 | 24.20 | 21.00 | 22.06 | 22.90 | | |
| 38 | 12.20 | 9.00 | 10.06 | 10.90 | 88 | 24.70 | 21.50 | 22.56 | 23.40 | | |
| 40 | 12.70 | 9.50 | 10.56 | 11.40 | 90 | 25.20 | 22.00 | 23.06 | 23.90 | | |
| 42 | 13.20 | 10.00 | 11.06 | 11.90 | 92 | 25.70 | 22.50 | 23.56 | 24.40 | | |
| 44 | 13.70 | 10.50 | 11.56 | 12.40 | 94 | 26.20 | 23.00 | 24.06 | 24.90 | | |
| 46 | 14.20 | 11.00 | 12.06 | 12.90 | 96 | 26.70 | 23.50 | 24.56 | 25.40 | | |
| 48 | 14.70 | 11.50 | 12.56 | 13.40 | 98 | 27.20 | 24.00 | 25.06 | 25.90 | | |
| 50 | 15.20 | 12.00 | 13.06 | 13.90 | 100 | 27.70 | 24.50 | 25.56 | 26.40 | | |
| 52 | 15.70 | 12.50 | 13.56 | 14.40 | | | | | | | |

| MARK | DESCRIPTION | DATE | REVISED | APPROVED | UNSPECIFIED TOLERANCES |
|------|-------------|------|---------|----------|------------------------|
| Δ X | | | | | ANGULAR ±5° |
| Δ X | | | | | L ≤ 4 ±0.2 |
| Δ X | | | | | 4 < L ≤ 16 ±0.3 |
| | | | | | 16 < L ≤ 63 ±0.4 |
| | | | | | L > 63 ±0.5 |



XKB INDUSTRIAL PRECISION CO.,LIMITED

| DSND | SCALE: N/A | MODEL TYPE: |
|------|-------------|--------------------------------------|
| DWN | VIEW: | PART NO.: 0.50mm Style Connectors |
| CHKD | UNIT: mm/in | DWG NO.: X0515FVS-XXXXS-LPV01 |
| APPD | SIZE: A4 | WEIGHT SHEET REVISION 1/1 A0 |