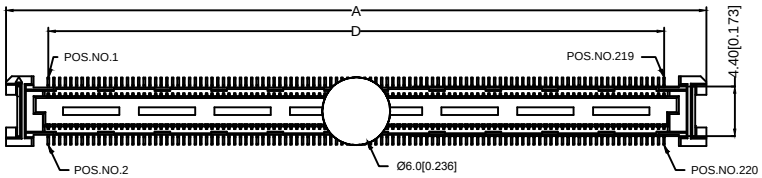

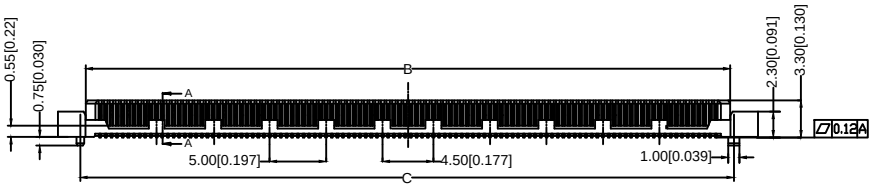



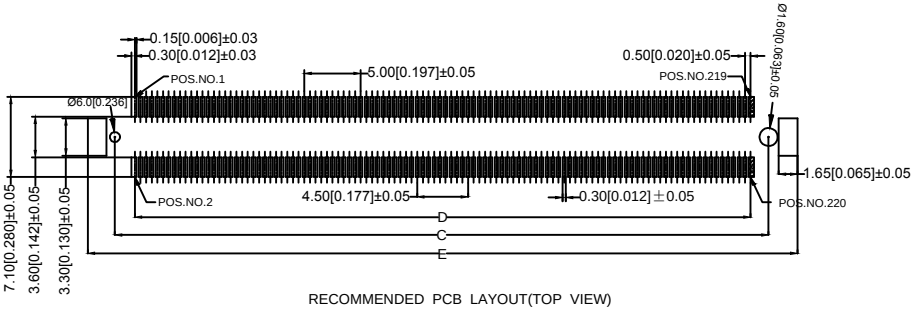

RECOMMENDED PCB LAYOUT(TOP VIEW)

Specifications:

Voltage rating:200V AC/DC
200V AC/DC
Current rating:0.5A max.
0.5A AC/DC
Withstanding voltage:1500V AC/minute
1500V AC/
Temperature range:-40 -+85
-40 -+85
Insulation resistance:≥1000MΩ
≥1000MΩ
Contact resistance:≤20mΩ
≤55mΩ
After environmental testing:≤75mΩ
≤75

X0510 W V S-XX X X S- LP V01
① ② ③④ ⑤ ⑥⑦⑧ ⑨ ⑩

1.Series No
2.Category:W-WAFER
3.Welding Board Angle:W-180°
4.Welding Way:S-SMT
5.Row No-Pin No:XXP
6.Female Height:A:5.45mm
7.Male Height:D:0.55.mm;
8.speclal No:S-With positioning Column
9.Material:LP-LCP
10.Metal plating:Gold Flash

MATED HEIGHT
X0510FVS-XXXXS-LPV01
Single high
X0510FVS-XXXS-LPV01

	A	B	C	D	E
80 PIN	26.95	22.05	22.70	19.50	27.80
100 PIN	31.95	27.05	27.70	24.50	32.80
120 PIN	36.95	32.05	32.70	29.50	37.80
140 PIN	41.95	37.05	37.70	34.50	42.80
144 PIN	42.95	38.05	38.70	35.50	43.80
168 PIN	48.95	44.05	44.70	41.50	49.80
200 PIN	56.95	52.05	52.70	49.50	57.80
220 PIN	61.95	57.05	57.70	54.50	62.80

MARK	DESCRIPTION	DATE	REVISED	APPROVED
ΔX				
ΔX				
ΔX				

REVISIONS

ANGLAR	±5°
L≤ 4	±0.2
4<L≤ 16	±0.3
16<L≤ 63	±0.4
L> 63	±0.5

UNSPECIFIED TOLERANCES

www.helloxkb.com www.helloxkb.cn www.xk-dg.cn

XKB

XKB INDUSTRIAL PRECISION CO.,LIMITED

DSND		SCALE: N/A
DWN		VIEW:
CHKD		UNIT: mm/in
APPD		SIZE: A4

MODEL TYPE:

PART NO.: 0.50mm IDC Style Connectors

DWG NO.: X0510WVS-XXXXS-LPV01

WEIGHT	SHEET	REVISION
	1/1	A0