

Specifications

Current rating:3A AC,DC

Voltage rating:250V AC,DC

Temperature range:-40°C~+105°C

Contact resistance:20mΩ Max.

Insulation resistance:1000MΩ Min.

Withstanding voltage:1500V AC/minute

Compliant with RoHS and REACH

Meet the HF/Halogen Free,need to customize

Contact CJT for details

Standards

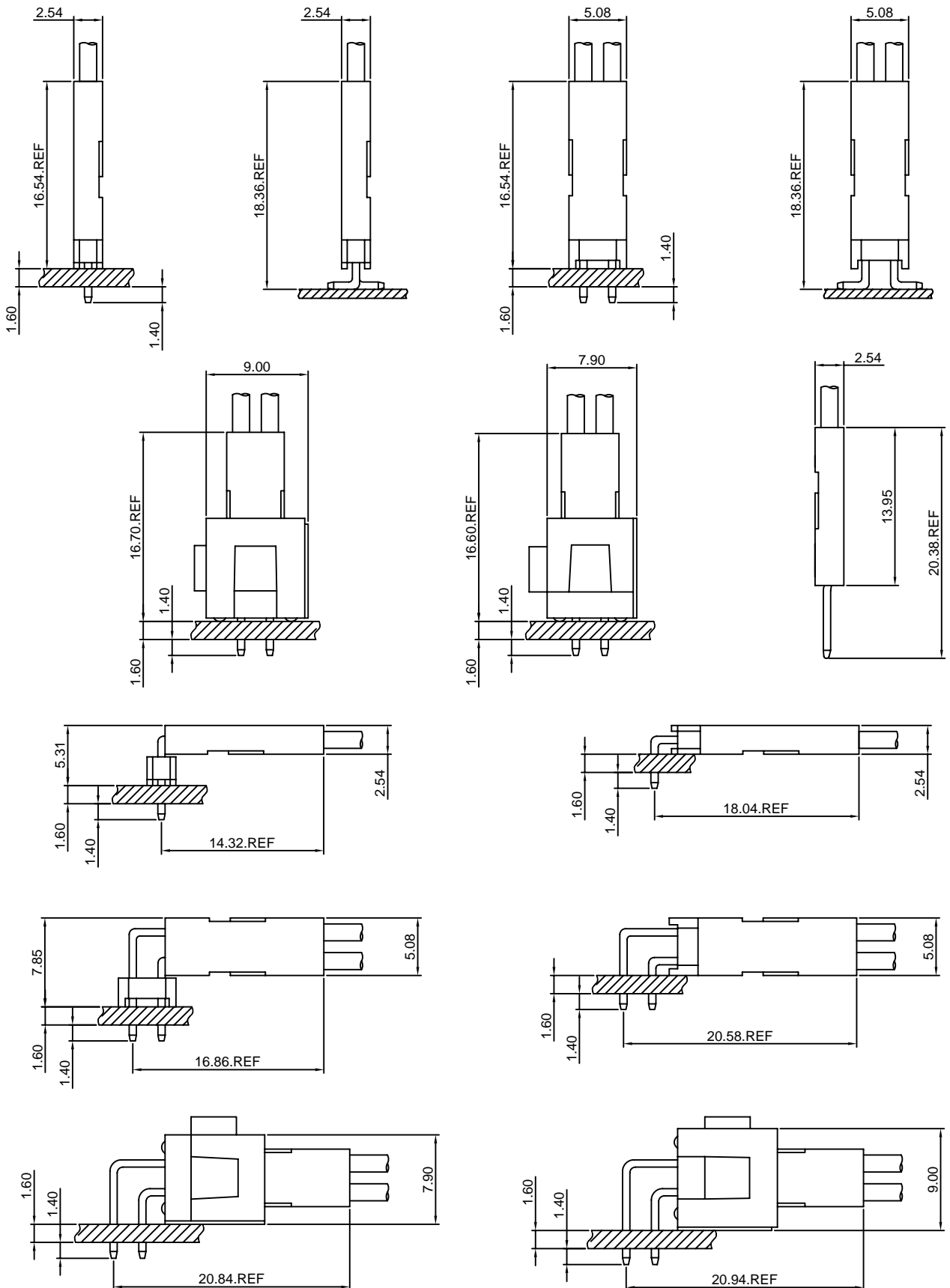


E326732



E326732

Assembly layout

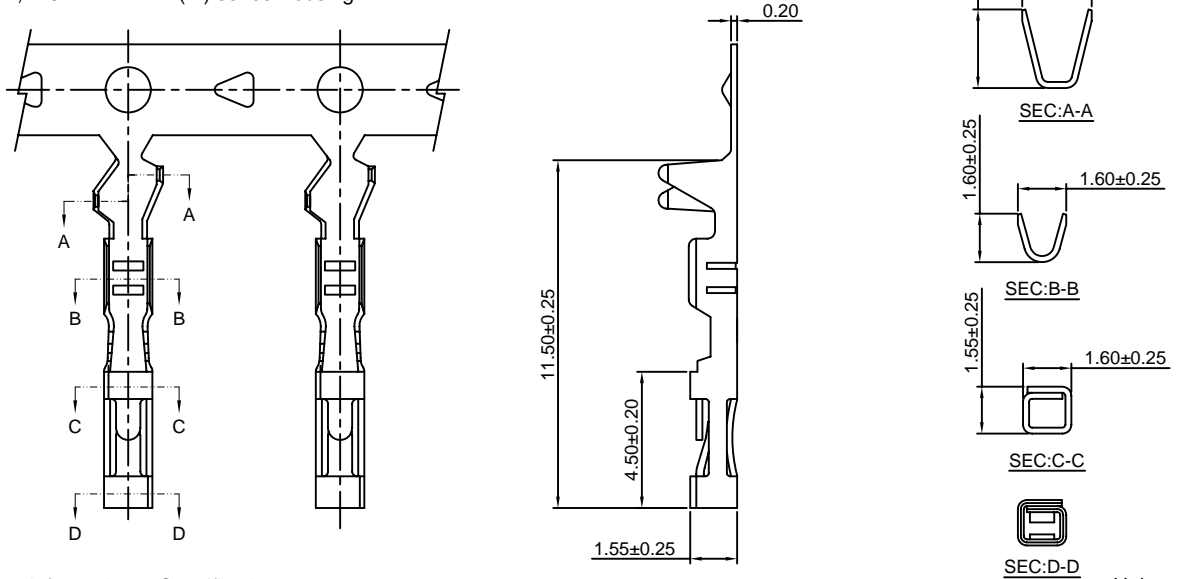


A2541-T

2.54mm Pitch Crimp Terminal

Reference Informations:

*Used in CJT A2510HF-3P-P, A2510HF-3P-R, A2541H-XP, A2541H-N-XP(-), A2541H-2xXP, A2541H-N-2xXP(-) series Housing



Ordering information & Specifications:

| Part NO. | Wire Range | Insulation O.D. | Material | Finish | Qty/reel |
|----------|------------|-----------------|-----------------|------------------|------------|
| A2541-TB | AWG#22-#26 | 1.63mm(max) | Brass | Tin over Nickel | 10,000 PCS |
| A2541-TP | AWG#22-#26 | 1.63mm(max) | Phosphor Bronze | Tin over Nickel | 10,000 PCS |
| A2541-GB | AWG#22-#26 | 1.63mm(max) | Brass | Gold over Nickel | 10,000 PCS |
| A2541-GP | AWG#22-#26 | 1.63mm(max) | Phosphor Bronze | Gold over Nickel | 10,000 PCS |

Optional Gold plating available but MOQ requested

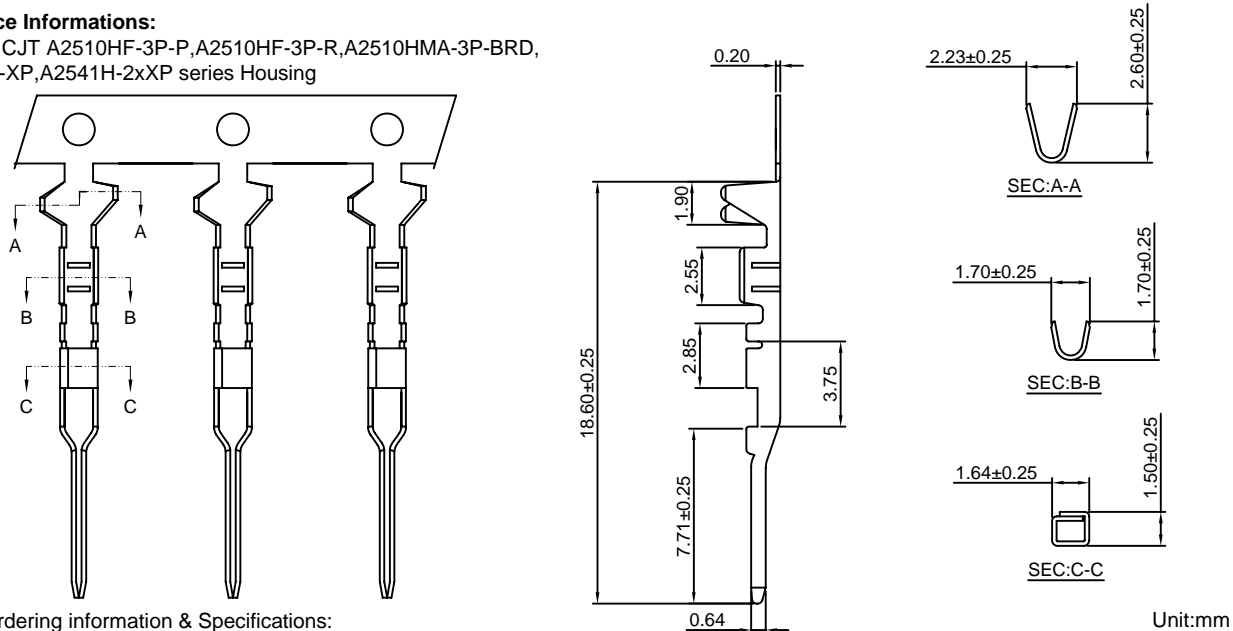
Unit:mm

A2541M-T

2.54mm Pitch Crimp Terminal

Reference Informations:

*Used in CJT A2510HF-3P-P, A2510HF-3P-R, A2510HMA-3P-BRD, A2541H-XP, A2541H-2xXP series Housing



Ordering information & Specifications:

| Part NO. | Wire Range | Insulation O.D. | Material | Finish | Qty/reel |
|-----------|------------|-----------------|-----------------|------------------|------------|
| A2541M-TB | AWG#22-#26 | 1.63mm(max) | Brass | Tin over Nickel | 10,000 PCS |
| A2541M-TP | AWG#22-#26 | 1.63mm(max) | Phosphor Bronze | Tin over Nickel | 10,000 PCS |
| A2541M-GB | AWG#22-#26 | 1.63mm(max) | Brass | Gold over Nickel | 10,000 PCS |
| A2541M-GP | AWG#22-#26 | 1.63mm(max) | Phosphor Bronze | Gold over Nickel | 10,000 PCS |

Optional Gold plating available but MOQ requested

Unit:mm

A2541H-XP

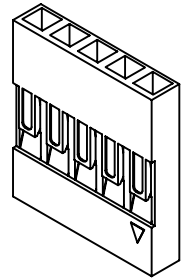
2.54mm Pitch Single Row Housing

Reference Informations:

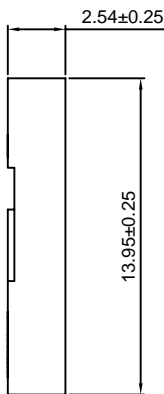
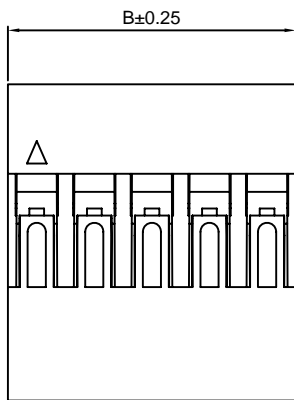
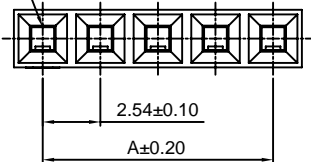
- *Material:PBT,UL94V-0
- *Suitable CJT A2541-T,A2541M-T series Terminal
- *Mates with CJT A2541WV,WR-XP,A2541WVA,WRA-XP, A2541WV-S-XP,A2541WVA-S-XP series Single row Wafer
- *Color:Black

Ordering Information:

A2541H-XP - ***
 $\frac{1}{2}$
 1.Part No.
 2.Material:
 (Blank):PBT,UL94V-0
 6T: Nylon 6T,UL94V-0
 GWT :Nylon 6T,UL94V-0 GWT 750°C



Circuit 1



Ordering Information & Dimensions:

| PART NO. | Dimensions | | PART NO. | Dimensions | |
|----------|------------|-------|----------|------------|--------|
| | A | B | | A | B |
| 1P | ---- | 2.54 | 21P | 50.80 | 53.34 |
| 2P | 2.54 | 5.08 | 22P | 53.34 | 55.88 |
| 3P | 5.08 | 7.62 | 23P | 55.88 | 58.42 |
| 4P | 7.62 | 10.16 | 24P | 58.42 | 60.96 |
| 5P | 10.16 | 12.70 | 25P | 60.96 | 63.50 |
| 6P | 12.70 | 15.24 | 26P | 63.50 | 66.04 |
| 7P | 15.24 | 17.78 | 27P | 66.04 | 68.58 |
| 8P | 17.78 | 20.32 | 28P | 68.58 | 71.12 |
| 9P | 20.32 | 22.86 | 29P | 71.12 | 73.66 |
| 10P | 22.86 | 25.40 | 30P | 73.66 | 76.20 |
| 11P | 25.40 | 27.94 | 31P | 76.20 | 78.74 |
| 12P | 27.94 | 30.48 | 32P | 78.74 | 81.28 |
| 13P | 30.48 | 33.02 | 33P | 81.28 | 83.82 |
| 14P | 33.02 | 35.56 | 34P | 83.82 | 86.36 |
| 15P | 35.56 | 38.10 | 35P | 86.36 | 88.90 |
| 16P | 38.10 | 40.64 | 36P | 88.90 | 91.44 |
| 17P | 40.64 | 43.18 | 37P | 91.44 | 93.98 |
| 18P | 43.18 | 45.72 | 38P | 93.98 | 96.52 |
| 19P | 45.72 | 48.26 | 39P | 96.52 | 99.06 |
| 20P | 48.26 | 50.80 | 40P | 99.06 | 101.60 |

Unit: mm

A2541H-N-XP

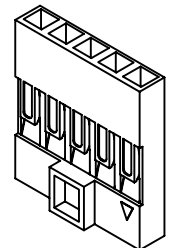
2.54mm Pitch Single Row Housing

Reference Informations:

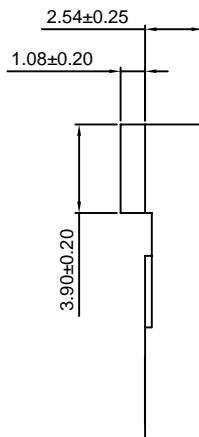
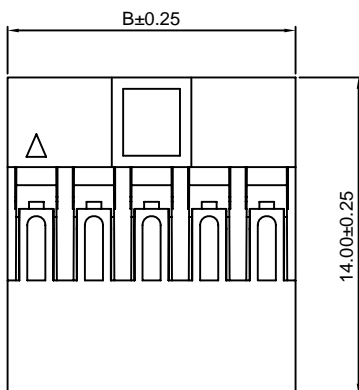
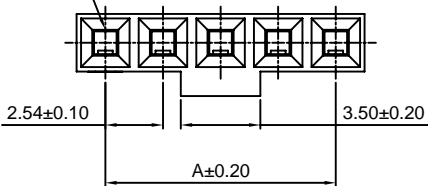
- *Material:PBT,UL94V-0
- *Suitable CJT A2541-T series Terminal
- *Mates with CJT A2541WV,WR-XP,A2541WVA,WRA-XP, A2541WV-S-XP,A2541WVA-S-XP series Single row Wafer
- *Color:Black

Ordering Information:

A2541H-N-XP - ***
 $\frac{1}{2}$
 1.Part No.
 2.Material:
 (Blank):PBT,UL94V-0
 6T: Nylon 6T,UL94V-0
 GWT :Nylon 6T,UL94V-0 GWT 750°C



Circuit 1



Ordering Information & Dimensions:

| PART NO. | Dimensions | | PART NO. | Dimensions | |
|----------|------------|-------|----------|------------|--------|
| | A | B | | A | B |
| 2P | 2.54 | 5.14 | 22P | 53.34 | 55.94 |
| 3P | 5.08 | 7.68 | 23P | 55.88 | 58.48 |
| 4P | 7.62 | 10.22 | 24P | 58.42 | 61.02 |
| 5P | 10.16 | 12.76 | 25P | 60.96 | 63.56 |
| 6P | 12.70 | 15.30 | 26P | 63.50 | 66.10 |
| 7P | 15.24 | 17.84 | 27P | 66.04 | 68.64 |
| 8P | 17.78 | 20.38 | 28P | 68.58 | 71.18 |
| 9P | 20.32 | 22.92 | 29P | 71.12 | 73.72 |
| 10P | 22.86 | 25.46 | 30P | 73.66 | 76.26 |
| 11P | 25.40 | 28.00 | 31P | 76.20 | 78.80 |
| 12P | 27.94 | 30.54 | 32P | 78.74 | 81.34 |
| 13P | 30.48 | 33.08 | 33P | 81.28 | 83.88 |
| 14P | 33.02 | 35.62 | 34P | 83.82 | 86.42 |
| 15P | 35.56 | 38.16 | 35P | 86.36 | 88.96 |
| 16P | 38.10 | 40.70 | 36P | 88.90 | 91.50 |
| 17P | 40.64 | 43.24 | 37P | 91.44 | 94.04 |
| 18P | 43.18 | 45.78 | 38P | 93.98 | 96.58 |
| 19P | 45.72 | 48.32 | 39P | 96.52 | 99.12 |
| 20P | 48.26 | 50.86 | 40P | 99.06 | 101.66 |
| 21P | 50.80 | 53.40 | | | |

Unit: mm

A2541H-N-XP-2

2.54mm Pitch Single Row Housing

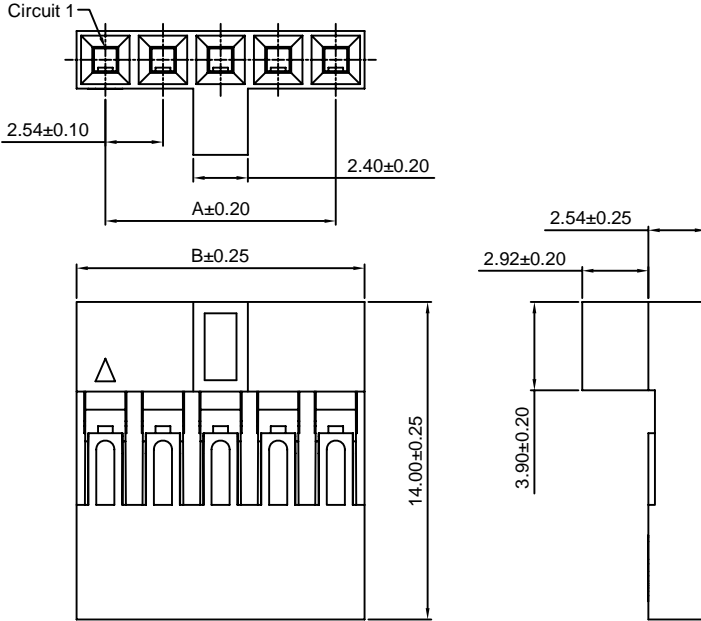
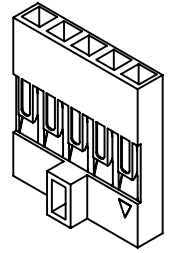
Reference Informations:

- *Material:PBT,UL94V-0
- *Suitable CJT A2541-T series Terminal
- *Mates with CJT A2541WV,WR-XP,A2541WVA,WRA-XP, A2541WV-S-XP,A2541WVA-S-XP series Single row Wafer
- *Color:Black

Ordering Information:

A2541H-N-XP-2 - ***
1 2

- 1.Part No.
- 2.Material:
(Blank):PBT,UL94V-0
6T: Nylon 6T,UL94V-0
GWT :Nylon 6T,UL94V-0 GWT 750 °C



Ordering Information & Dimensions:

| PART NO. | Dimensions | | PART NO. | Dimensions | |
|----------|------------|-------|----------|------------|--------|
| | A | B | | A | B |
| 2P | 2.54 | 5.14 | 22P | 53.34 | 55.94 |
| 3P | 5.08 | 7.68 | 23P | 55.88 | 58.48 |
| 4P | 7.62 | 10.22 | 24P | 58.42 | 61.02 |
| 5P | 10.16 | 12.76 | 25P | 60.96 | 63.56 |
| 6P | 12.70 | 15.30 | 26P | 63.50 | 66.10 |
| 7P | 15.24 | 17.84 | 27P | 66.04 | 68.64 |
| 8P | 17.78 | 20.38 | 28P | 68.58 | 71.18 |
| 9P | 20.32 | 22.92 | 29P | 71.12 | 73.72 |
| 10P | 22.86 | 25.46 | 30P | 73.66 | 76.26 |
| 11P | 25.40 | 28.00 | 31P | 76.20 | 78.80 |
| 12P | 27.94 | 30.54 | 32P | 78.74 | 81.34 |
| 13P | 30.48 | 33.08 | 33P | 81.28 | 83.88 |
| 14P | 33.02 | 35.62 | 34P | 83.82 | 86.42 |
| 15P | 35.56 | 38.16 | 35P | 86.36 | 88.96 |
| 16P | 38.10 | 40.70 | 36P | 88.90 | 91.50 |
| 17P | 40.64 | 43.24 | 37P | 91.44 | 94.04 |
| 18P | 43.18 | 45.78 | 38P | 93.98 | 96.58 |
| 19P | 45.72 | 48.32 | 39P | 96.52 | 99.12 |
| 20P | 48.26 | 50.86 | 40P | 99.06 | 101.66 |
| 21P | 50.80 | 53.40 | | | |

Unit: mm

A2541H-2xXP

2.54mm Pitch Dual Row Housing

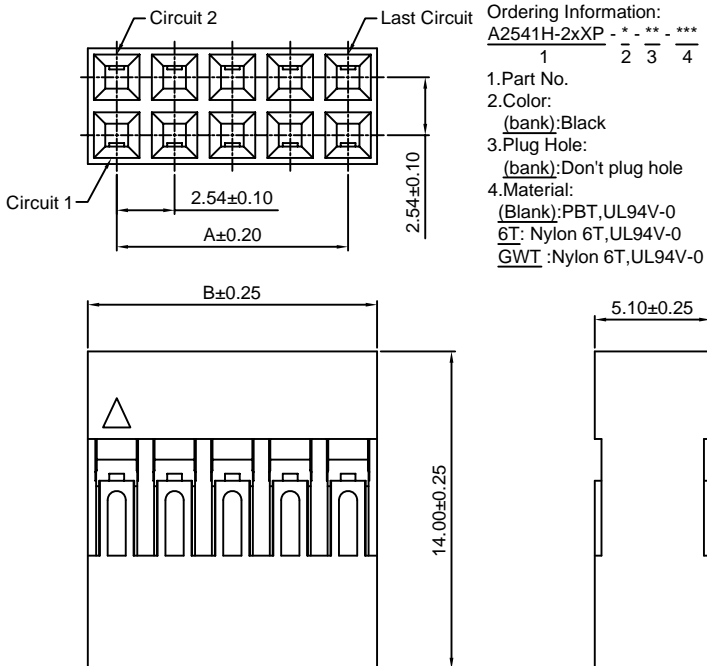
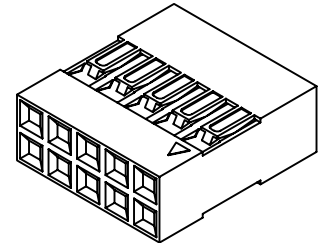
Reference Informations:

- *Material:PBT15%GF,UL94V-0
- *Suitable CJT A2541-T,A2541M-T series Terminal
- *Mates with CJT A2541WV,WR-2xXP, A2541WVA,WRA-2xXP, A2541WV-S-2xXP,A2541WVA-S-2xXP, series Dual row Wafer
- *Color:Black

Ordering Information:

A2541H-2xXP - * - ** - ***
1 2 3 4

- 1.Part No.
- 2.Color:
(bank):Black
- 3.Plug Hole:
(bank):Don't plug hole
- 4.Material:
(Blank):PBT,UL94V-0
6T: Nylon 6T,UL94V-0
GWT :Nylon 6T,UL94V-0 GWT 750 °C



Ordering Information & Dimensions:

| PART NO. | Dimensions | | PART NO. | Dimensions | |
|----------|------------|-------|----------|------------|--------|
| | A | B | | A | B |
| 2x2P | 2.54 | 5.08 | 2x22P | 53.34 | 55.88 |
| 2x3P | 5.08 | 7.62 | 2x23P | 55.88 | 58.42 |
| 2x4P | 7.62 | 10.16 | 2x24P | 58.42 | 60.96 |
| 2x5P | 10.16 | 12.70 | 2x25P | 60.96 | 63.50 |
| 2x6P | 12.70 | 15.24 | 2x26P | 63.50 | 66.04 |
| 2x7P | 15.24 | 17.78 | 2x27P | 66.04 | 68.58 |
| 2x8P | 17.78 | 20.32 | 2x28P | 68.58 | 71.12 |
| 2x9P | 20.32 | 22.86 | 2x29P | 71.12 | 73.66 |
| 2x10P | 22.86 | 25.40 | 2x30P | 73.66 | 76.20 |
| 2x11P | 25.40 | 27.94 | 2x31P | 76.20 | 78.74 |
| 2x12P | 27.94 | 30.48 | 2x32P | 78.74 | 81.28 |
| 2x13P | 30.48 | 33.02 | 2x33P | 81.28 | 83.82 |
| 2x14P | 33.02 | 35.56 | 2x34P | 83.82 | 86.36 |
| 2x15P | 35.56 | 38.10 | 2x35P | 86.36 | 88.90 |
| 2x16P | 38.10 | 40.64 | 2x36P | 88.90 | 91.44 |
| 2x17P | 40.64 | 43.18 | 2x37P | 91.44 | 93.98 |
| 2x18P | 43.18 | 45.72 | 2x38P | 93.98 | 96.52 |
| 2x19P | 45.72 | 48.26 | 2x39P | 96.52 | 99.06 |
| 2x20P | 48.26 | 50.80 | 2x40P | 99.06 | 101.60 |
| 2x21P | 50.80 | 53.34 | | | |

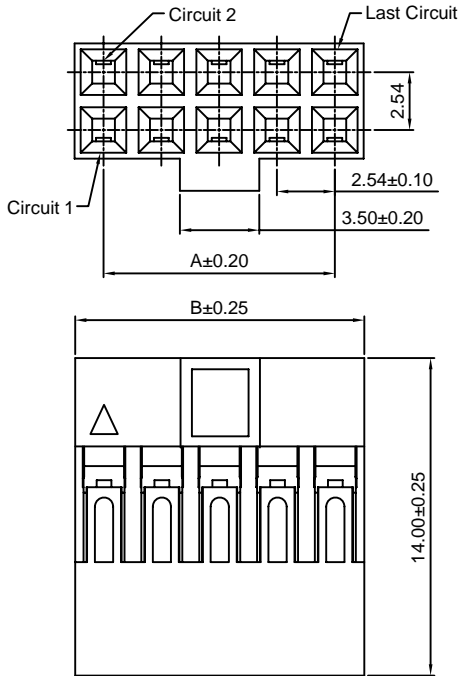
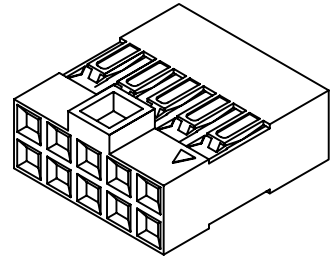
Unit: mm

A2541H-N-2xXP

2.54mm Pitch Dual Row Housing

Reference Informations:

- *Material:PBT15%GF,UL94V-0
- *Suitable CJT A2541-T series Terminal
- *Mates with CJT A2547WV-N,WR-N-2xXP series Dual row Wafer
- *Color:Black



Ordering Information:
A2541H-N-2xXP - ***
1 2

- 1.Part No.
2.Material:
(Blank):PBT,UL94V-0
6T: Nylon 6T,UL94V-0
GWT :Nylon 6T,UL94V-0 GWT 750°C

Ordering Information & Dimensions:

| PART NO. | Dimensions | | PART NO. | Dimensions | |
|----------|------------|-------|----------|------------|--------|
| | A | B | | A | B |
| 2x2P | 2.54 | 5.08 | 2x22P | 53.34 | 55.88 |
| 2x3P | 5.08 | 7.62 | 2x23P | 55.88 | 58.42 |
| 2x4P | 7.62 | 10.16 | 2x24P | 58.42 | 60.96 |
| 2x5P | 10.16 | 12.70 | 2x25P | 60.96 | 63.50 |
| 2x6P | 12.70 | 15.24 | 2x26P | 63.50 | 66.04 |
| 2x7P | 15.24 | 17.78 | 2x27P | 66.04 | 68.58 |
| 2x8P | 17.78 | 20.32 | 2x28P | 68.58 | 71.12 |
| 2x9P | 20.32 | 22.86 | 2x29P | 71.12 | 73.66 |
| 2x10P | 22.86 | 25.40 | 2x30P | 73.66 | 76.20 |
| 2x11P | 25.40 | 27.94 | 2x31P | 76.20 | 78.74 |
| 2x12P | 27.94 | 30.48 | 2x32P | 78.74 | 81.28 |
| 2x13P | 30.48 | 33.02 | 2x33P | 81.28 | 83.82 |
| 2x14P | 33.02 | 35.56 | 2x34P | 83.82 | 86.36 |
| 2x15P | 35.56 | 38.10 | 2x35P | 86.36 | 88.90 |
| 2x16P | 38.10 | 40.64 | 2x36P | 88.90 | 91.44 |
| 2x17P | 40.64 | 43.18 | 2x37P | 91.44 | 93.98 |
| 2x18P | 43.18 | 45.72 | 2x38P | 93.98 | 96.52 |
| 2x19P | 45.72 | 48.26 | 2x39P | 96.52 | 99.06 |
| 2x20P | 48.26 | 50.80 | 2x40P | 99.06 | 101.60 |
| 2x21P | 50.80 | 53.34 | | | |

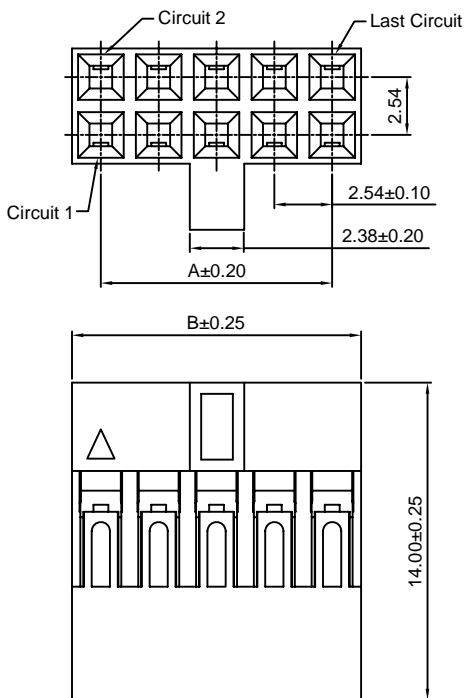
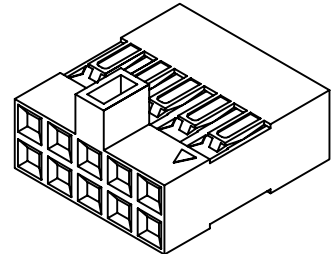
Unit: mm

A2541H-N-2xXP-2

2.54mm Pitch Dual Row Housing

Reference Informations:

- *Material:PBT15%GF,UL94V-0
- *Suitable CJT A2541-T series Terminal
- *Mates with CJT A2547WV-N,WR-N-2xXP series Dual row Wafer
- *Color:Black



Ordering Information:
A2541H-N-2xXP-2 - ***
1 2

- 1.Part No.
2.Material:
(Blank):PBT,UL94V-0
6T: Nylon 6T,UL94V-0
GWT :Nylon 6T,UL94V-0 GWT 750°C

Ordering Information & Dimensions:

| PART NO. | Dimensions | | PART NO. | Dimensions | |
|----------|------------|-------|----------|------------|--------|
| | A | B | | A | B |
| 2x2P | 2.54 | 5.08 | 2x22P | 53.34 | 55.88 |
| 2x3P | 5.08 | 7.62 | 2x23P | 55.88 | 58.42 |
| 2x4P | 7.62 | 10.16 | 2x24P | 58.42 | 60.96 |
| 2x5P | 10.16 | 12.70 | 2x25P | 60.96 | 63.50 |
| 2x6P | 12.70 | 15.24 | 2x26P | 63.50 | 66.04 |
| 2x7P | 15.24 | 17.78 | 2x27P | 66.04 | 68.58 |
| 2x8P | 17.78 | 20.32 | 2x28P | 68.58 | 71.12 |
| 2x9P | 20.32 | 22.86 | 2x29P | 71.12 | 73.66 |
| 2x10P | 22.86 | 25.40 | 2x30P | 73.66 | 76.20 |
| 2x11P | 25.40 | 27.94 | 2x31P | 76.20 | 78.74 |
| 2x12P | 27.94 | 30.48 | 2x32P | 78.74 | 81.28 |
| 2x13P | 30.48 | 33.02 | 2x33P | 81.28 | 83.82 |
| 2x14P | 33.02 | 35.56 | 2x34P | 83.82 | 86.36 |
| 2x15P | 35.56 | 38.10 | 2x35P | 86.36 | 88.90 |
| 2x16P | 38.10 | 40.64 | 2x36P | 88.90 | 91.44 |
| 2x17P | 40.64 | 43.18 | 2x37P | 91.44 | 93.98 |
| 2x18P | 43.18 | 45.72 | 2x38P | 93.98 | 96.52 |
| 2x19P | 45.72 | 48.26 | 2x39P | 96.52 | 99.06 |
| 2x20P | 48.26 | 50.80 | 2x40P | 99.06 | 101.60 |
| 2x21P | 50.80 | 53.34 | | | |

Unit: mm

A2541WV-S-XP-A

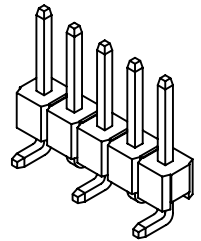
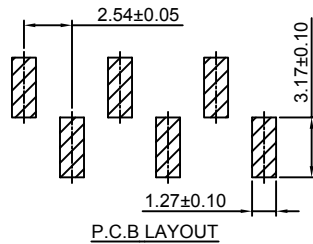
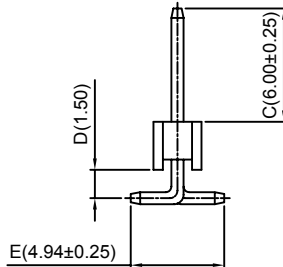
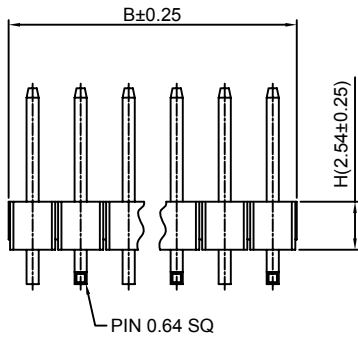
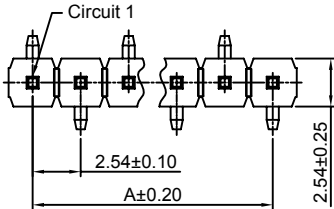
2.54mm Pitch 180° Single Row Pin Header-SMT A TYPE

Reference Informations:

- *Material: Pin: Brass/Gold over Nickel
Insulator: Nylon 6T, UL94V-0
- *Mates with CJT A2541H-XP, A2541H-N-XP, A2541H-N-XP-2 series Single row Housing
- *Optional Gold plating available but MOQ requested
- *Color: Black

Ordering Information:
A2541WV-S-XP-A - *** - *** - ***
1 2 3 4

- Part No.
- Size(H):
(blank): 2.54mm
H15: 1.50mm
H17: 1.70mm
H20: 2.00mm
H30: 3.00mm
- Material:
(blank): Nylon 6T, UL94V-0
GWT: Nylon 6T, UL94V-0, GWT 750°C
- Finish:
(blank): Gold-flash
G15: 15µin (0.38µm) MIN. Select Gold (Mating Area)
100µin (2.54µm) MIN. Select Tin
G30: 30µin (0.76µm) MIN. Select Gold (Mating Area)
100µin (2.54µm) MIN. Select Tin
I: Tin over Nickel



Ordering Information & Dimensions:

| PART NO. | Dimensions | | PART NO. | Dimensions | |
|----------|------------|-------|----------|------------|--------|
| | A | B | | A | B |
| 2P | 2.54 | 5.08 | 22P | 53.34 | 55.88 |
| 3P | 5.08 | 7.62 | 23P | 55.88 | 58.42 |
| 4P | 7.62 | 10.16 | 24P | 58.42 | 60.96 |
| 5P | 10.16 | 12.70 | 25P | 60.96 | 63.50 |
| 6P | 12.70 | 15.24 | 26P | 63.50 | 66.04 |
| 7P | 15.24 | 17.78 | 27P | 66.04 | 68.58 |
| 8P | 17.78 | 20.32 | 28P | 68.58 | 71.12 |
| 9P | 20.32 | 22.86 | 29P | 71.12 | 73.66 |
| 10P | 22.86 | 25.40 | 30P | 73.66 | 76.20 |
| 11P | 25.40 | 27.94 | 31P | 76.20 | 78.74 |
| 12P | 27.94 | 30.48 | 32P | 78.74 | 81.28 |
| 13P | 30.48 | 33.02 | 33P | 81.28 | 83.82 |
| 14P | 33.02 | 35.56 | 34P | 83.82 | 86.36 |
| 15P | 35.56 | 38.10 | 35P | 86.36 | 88.90 |
| 16P | 38.10 | 40.64 | 36P | 88.90 | 91.44 |
| 17P | 40.64 | 43.18 | 37P | 91.44 | 93.98 |
| 18P | 43.18 | 45.72 | 38P | 93.98 | 96.52 |
| 19P | 45.72 | 48.26 | 39P | 96.52 | 99.06 |
| 20P | 48.26 | 50.80 | 40P | 99.06 | 101.60 |
| 21P | 50.80 | 53.34 | | | |

Unit: mm

A2541WV-S-XP-B

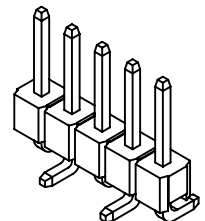
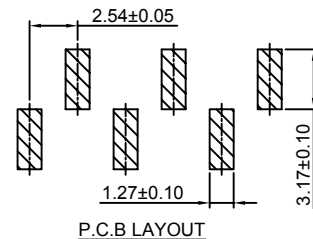
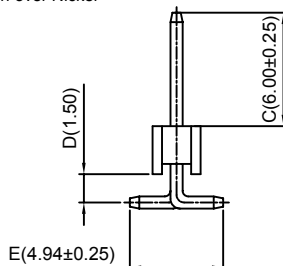
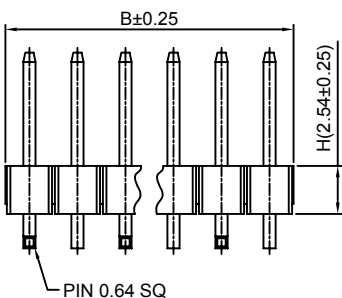
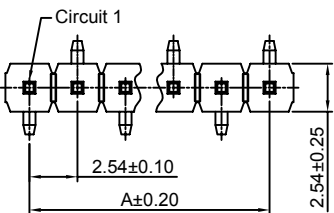
2.54mm Pitch 180° Single Row Pin Header-SMT B TYPE

Reference Informations:

- *Material: Pin: Brass/Gold over Nickel
Insulator: Nylon 6T, UL94V-0
- *Mates with CJT A2541H-XP, A2541H-N-XP, A2541H-N-XP-2 series Single row Housing
- *Optional Gold plating available but MOQ requested
- *Color: Black

Ordering Information:
A2541WV-S-XP-B - *** - *** - ***
1 2 3 4

- Part No.
- Size(H):
(blank): 2.54mm
H15: 1.50mm
H17: 1.70mm
H20: 2.00mm
H30: 3.00mm
- Material:
(blank): Nylon 6T, UL94V-0
GWT: Nylon 6T, UL94V-0, GWT 750°C
- Finish:
(blank): Gold-flash
G15: 15µin (0.38µm) MIN. Select Gold (Mating Area)
100µin (2.54µm) MIN. Select Tin
G30: 30µin (0.76µm) MIN. Select Gold (Mating Area)
100µin (2.54µm) MIN. Select Tin
I: Tin over Nickel



Ordering Information & Dimensions:

| PART NO. | Dimensions | | PART NO. | Dimensions | |
|----------|------------|-------|----------|------------|--------|
| | A | B | | A | B |
| 2P | 2.54 | 5.08 | 22P | 53.34 | 55.88 |
| 3P | 5.08 | 7.62 | 23P | 55.88 | 58.42 |
| 4P | 7.62 | 10.16 | 24P | 58.42 | 60.96 |
| 5P | 10.16 | 12.70 | 25P | 60.96 | 63.50 |
| 6P | 12.70 | 15.24 | 26P | 63.50 | 66.04 |
| 7P | 15.24 | 17.78 | 27P | 66.04 | 68.58 |
| 8P | 17.78 | 20.32 | 28P | 68.58 | 71.12 |
| 9P | 20.32 | 22.86 | 29P | 71.12 | 73.66 |
| 10P | 22.86 | 25.40 | 30P | 73.66 | 76.20 |
| 11P | 25.40 | 27.94 | 31P | 76.20 | 78.74 |
| 12P | 27.94 | 30.48 | 32P | 78.74 | 81.28 |
| 13P | 30.48 | 33.02 | 33P | 81.28 | 83.82 |
| 14P | 33.02 | 35.56 | 34P | 83.82 | 86.36 |
| 15P | 35.56 | 38.10 | 35P | 86.36 | 88.90 |
| 16P | 38.10 | 40.64 | 36P | 88.90 | 91.44 |
| 17P | 40.64 | 43.18 | 37P | 91.44 | 93.98 |
| 18P | 43.18 | 45.72 | 38P | 93.98 | 96.52 |
| 19P | 45.72 | 48.26 | 39P | 96.52 | 99.06 |
| 20P | 48.26 | 50.80 | 40P | 99.06 | 101.60 |
| 21P | 50.80 | 53.34 | | | |

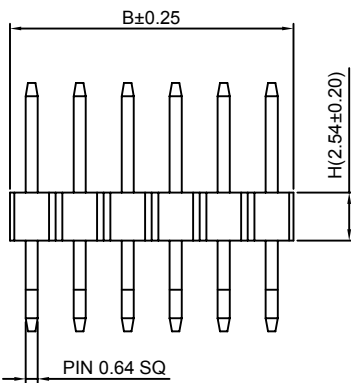
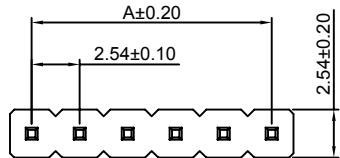
Unit: mm

A2541WR-S-XP

2.54mm Pitch 90° Single Row Pin Header - SMT TYPE

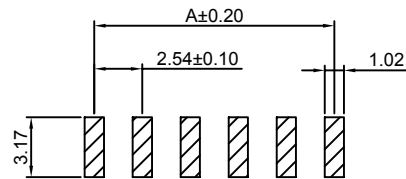
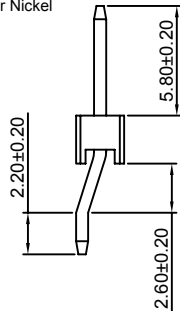
Reference Informations:

- *Material: Pin: Brass/Gold over Nickel
Insulator: Nylon 6T, UL94V-0
- *Mates with CJT A2541H-XP, A2541H-N-XP, A2541H-N-XP-2 series Single row Housing
- *Optional Gold plating available but MOQ requested
- *Color: Black



Ordering Information:
A2541WR-S-XP - *** - *** - ***

- Part No.
- Size(H):
(blank): 2.54mm
H15: 1.50mm
H17: 1.70mm
H20: 2.00mm
H30: 3.00mm
- Material:
(blank): Nylon 6T, UL94V-0
GWT: Nylon 6T, UL94V-0, GWT 750°C
- Finish:
(blank): Gold-flash
G15: 15µin (0.38µm) MIN. Select Gold (Mating Area)
100µin (2.54µm) MIN. Select Tin
G30: 30µin (0.76µm) MIN. Select Gold (Mating Area)
100µin (2.54µm) MIN. Select Tin
I: Tin over Nickel



P.C.B LAYOUT

Ordering Information & Dimensions:

| PART NO. | Dimensions | | PART NO. | Dimensions | |
|----------|------------|-------|----------|------------|--------|
| | A | B | | A | B |
| 2P | 2.54 | 5.08 | 22P | 53.34 | 55.88 |
| 3P | 5.08 | 7.62 | 23P | 55.88 | 58.42 |
| 4P | 7.62 | 10.16 | 24P | 58.42 | 60.96 |
| 5P | 10.16 | 12.70 | 25P | 60.96 | 63.50 |
| 6P | 12.70 | 15.24 | 26P | 63.50 | 66.04 |
| 7P | 15.24 | 17.78 | 27P | 66.04 | 68.58 |
| 8P | 17.78 | 20.32 | 28P | 68.58 | 71.12 |
| 9P | 20.32 | 22.86 | 29P | 71.12 | 73.66 |
| 10P | 22.86 | 25.40 | 30P | 73.66 | 76.20 |
| 11P | 25.40 | 27.94 | 31P | 76.20 | 78.74 |
| 12P | 27.94 | 30.48 | 32P | 78.74 | 81.28 |
| 13P | 30.48 | 33.02 | 33P | 81.28 | 83.82 |
| 14P | 33.02 | 35.56 | 34P | 83.82 | 86.36 |
| 15P | 35.56 | 38.10 | 35P | 86.36 | 88.90 |
| 16P | 38.10 | 40.64 | 36P | 88.90 | 91.44 |
| 17P | 40.64 | 43.18 | 37P | 91.44 | 93.98 |
| 18P | 43.18 | 45.72 | 38P | 93.98 | 96.52 |
| 19P | 45.72 | 48.26 | 39P | 96.52 | 99.06 |
| 20P | 48.26 | 50.80 | 40P | 99.06 | 101.60 |
| 21P | 50.80 | 53.34 | | | |

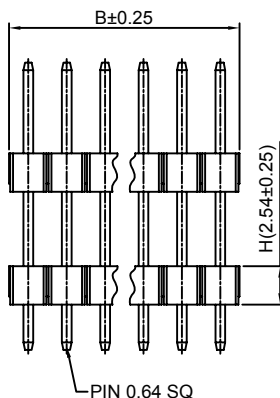
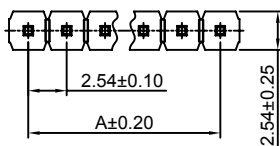
Unit: mm

A2541WVA-XP

2.54mm Pitch 180° Single Row Pin Header

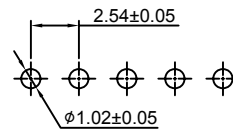
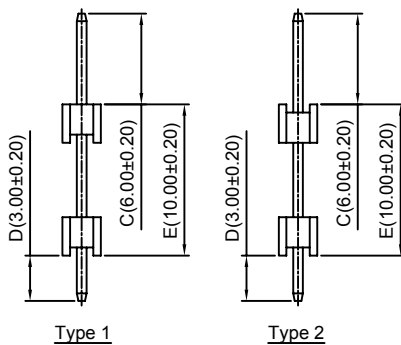
Reference Informations:

- *Material: Pin: Brass/Gold over Nickel
Insulator: PBT, UL94V-0
- *Mates with CJT A2541A2541H-XP, A2541H-N-XP, A2541H-N-XP-2 series Single row Housing
- *Optional Gold plating available but MOQ requested
- *Color: Black

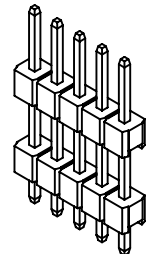


Ordering Information:
A2541WVA-XP - * - *** - *** - ***

- Part No.
- Style:
(blank): Type 1
R: Type 2
- Size(H):
(blank): 2.54mm
H15: 1.50mm
H17: 1.70mm
H20: 2.00mm
H30: 3.00mm
- Material:
(blank): PBT, UL94V-0
6T: Nylon 6T, UL94V-0
GWT: Nylon 6T, UL94V-0, GWT 750°C
- Finish:
(blank): Gold-flash
G15: 15µin (0.38µm) MIN. Select Gold (Mating Area)
100µin (2.54µm) MIN. Select Tin
G30: 30µin (0.76µm) MIN. Select Gold (Mating Area)
100µin (2.54µm) MIN. Select Tin
I: Tin over Nickel



P.C.B LAYOUT



Ordering Information & Dimensions:

| PART NO. | Dimensions | | PART NO. | Dimensions | |
|----------|------------|-------|----------|------------|--------|
| | A | B | | A | B |
| 1P | ----- | 2.54 | 21P | 50.80 | 53.34 |
| 2P | 2.54 | 5.08 | 22P | 53.34 | 55.88 |
| 3P | 5.08 | 7.62 | 23P | 55.88 | 58.42 |
| 4P | 7.62 | 10.16 | 24P | 58.42 | 60.96 |
| 5P | 10.16 | 12.70 | 25P | 60.96 | 63.50 |
| 6P | 12.70 | 15.24 | 26P | 63.50 | 66.04 |
| 7P | 15.24 | 17.78 | 27P | 66.04 | 68.58 |
| 8P | 17.78 | 20.32 | 28P | 68.58 | 71.12 |
| 9P | 20.32 | 22.86 | 29P | 71.12 | 73.66 |
| 10P | 22.86 | 25.40 | 30P | 73.66 | 76.20 |
| 11P | 25.40 | 27.94 | 31P | 76.20 | 78.74 |
| 12P | 27.94 | 30.48 | 32P | 78.74 | 81.28 |
| 13P | 30.48 | 33.02 | 33P | 81.28 | 83.82 |
| 14P | 33.02 | 35.56 | 34P | 83.82 | 86.36 |
| 15P | 35.56 | 38.10 | 35P | 86.36 | 88.90 |
| 16P | 38.10 | 40.64 | 36P | 88.90 | 91.44 |
| 17P | 40.64 | 43.18 | 37P | 91.44 | 93.98 |
| 18P | 43.18 | 45.72 | 38P | 93.98 | 96.52 |
| 19P | 45.72 | 48.26 | 39P | 96.52 | 99.06 |
| 20P | 48.26 | 50.80 | 40P | 99.06 | 101.60 |

Unit: mm

A2541WRA-XP

2.54mm Pitch 90° Single Row Pin Header

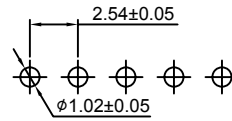
Reference Informations:

*Material:Pin:Brass/Gold over Nickel
Insulator:PBT,UL94V-0

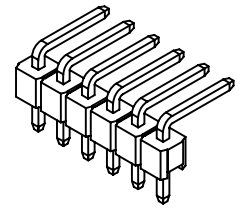
*Mates with CJT A2541 series Single Row Housing

*Optional Gold plating available but MOQ requested

*Color:Black

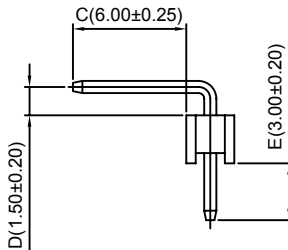
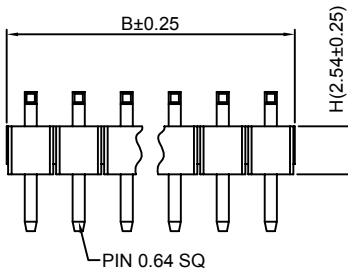
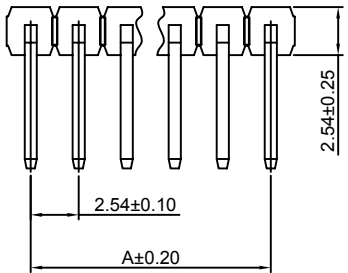


P.C.B LAYOUT



Ordering Information:
A2541WRA-XP - *** - *** - ***
1 2 3 4

- Part No.
- Size(H):
(blank): 2.54mm
H15: 1.50mm
H17: 1.70mm
H20: 2.00mm
H30: 3.00mm
- Material:
(blank):PBT,UL94V-0
6T:Nylon 6T,UL94V-0
GWT:Nylon 6T,UL94V-0,GWT 750°C
- Finish:
(blank):Gold-flash
G15:15µin (0.38µm) MIN.Select Gold(Mating Area)
100µin (2.54µm) MIN.Select Tin
G30:30µin (0.76µm) MIN.Select Gold(Mating Area)
100µin (2.54µm) MIN.Select Tin
T: Tin over Nickel



Ordering Information & Dimensions:

| PART NO. | Dimensions | | PART NO. | Dimensions | |
|----------|------------|-------|----------|------------|--------|
| | A | B | | A | B |
| 1P | ----- | 2.54 | 21P | 50.80 | 53.34 |
| 2P | 2.54 | 5.08 | 22P | 53.34 | 55.88 |
| 3P | 5.08 | 7.62 | 23P | 55.88 | 58.42 |
| 4P | 7.62 | 10.16 | 24P | 58.42 | 60.96 |
| 5P | 10.16 | 12.70 | 25P | 60.96 | 63.50 |
| 6P | 12.70 | 15.24 | 26P | 63.50 | 66.04 |
| 7P | 15.24 | 17.78 | 27P | 66.04 | 68.58 |
| 8P | 17.78 | 20.32 | 28P | 68.58 | 71.12 |
| 9P | 20.32 | 22.86 | 29P | 71.12 | 73.66 |
| 10P | 22.86 | 25.40 | 30P | 73.66 | 76.20 |
| 11P | 25.40 | 27.94 | 31P | 76.20 | 78.74 |
| 12P | 27.94 | 30.48 | 32P | 78.74 | 81.28 |
| 13P | 30.48 | 33.02 | 33P | 81.28 | 83.82 |
| 14P | 33.02 | 35.56 | 34P | 83.82 | 86.36 |
| 15P | 35.56 | 38.10 | 35P | 86.36 | 88.90 |
| 16P | 38.10 | 40.64 | 36P | 88.90 | 91.44 |
| 17P | 40.64 | 43.18 | 37P | 91.44 | 93.98 |
| 18P | 43.18 | 45.72 | 38P | 93.98 | 96.52 |
| 19P | 45.72 | 48.26 | 39P | 96.52 | 99.06 |
| 20P | 48.26 | 50.80 | 40P | 99.06 | 101.60 |

Unit: mm

A2541WVB-XP

2.54mm Pitch 180° Single Row Pin Header

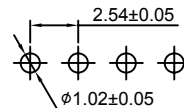
Reference Informations:

*Material:Pin:Brass/Gold over Nickel
Insulator:PBT,UL94V-0

*Mates with CJT A2541 series Single Row Housing

*Optional Gold plating available but MOQ requested

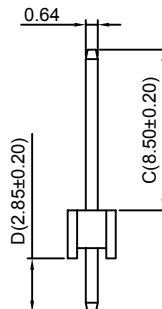
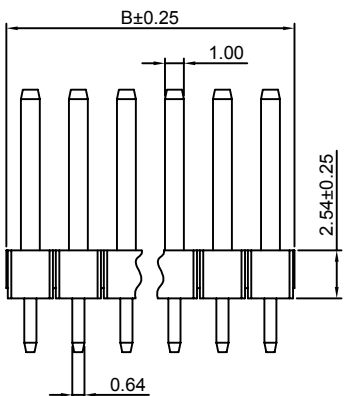
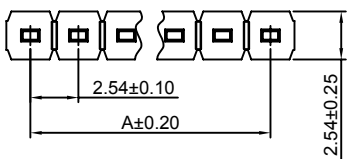
*Color:Black



P.C.B LAYOUT

Ordering Information:
A2541WVB-XP - *** - ***
1 2 3

- Part No.
- Material:
(Blank):PBT,UL94V-0
6T:Nylon 6T,UL94V-0
GWT:Nylon 6T,UL94V-0,GWT 750°C
- Finish:
(blank):Gold-flash
G15:15µin (0.38µm) MIN.Select Gold(Mating Area)
100µin (2.54µm) MIN.Select Tin
G30:30µin (0.76µm) MIN.Select Gold(Mating Area)
100µin (2.54µm) MIN.Select Tin
T: Tin over Nickel



Ordering Information & Dimensions:

| PART NO. | Dimensions | | PART NO. | Dimensions | |
|----------|------------|-------|----------|------------|--------|
| | A | B | | A | B |
| 2P | 2.54 | 5.08 | 22P | 53.34 | 55.88 |
| 3P | 5.08 | 7.62 | 23P | 55.88 | 58.42 |
| 4P | 7.62 | 10.16 | 24P | 58.42 | 60.96 |
| 5P | 10.16 | 12.70 | 25P | 60.96 | 63.50 |
| 6P | 12.70 | 15.24 | 26P | 63.50 | 66.04 |
| 7P | 15.24 | 17.78 | 27P | 66.04 | 68.58 |
| 8P | 17.78 | 20.32 | 28P | 68.58 | 71.12 |
| 9P | 20.32 | 22.86 | 29P | 71.12 | 73.66 |
| 10P | 22.86 | 25.40 | 30P | 73.66 | 76.20 |
| 11P | 25.40 | 27.94 | 31P | 76.20 | 78.74 |
| 12P | 27.94 | 30.48 | 32P | 78.74 | 81.28 |
| 13P | 30.48 | 33.02 | 33P | 81.28 | 83.82 |
| 14P | 33.02 | 35.56 | 34P | 83.82 | 86.36 |
| 15P | 35.56 | 38.10 | 35P | 86.36 | 88.90 |
| 16P | 38.10 | 40.64 | 36P | 88.90 | 91.44 |
| 17P | 40.64 | 43.18 | 37P | 91.44 | 93.98 |
| 18P | 43.18 | 45.72 | 38P | 93.98 | 96.52 |
| 19P | 45.72 | 48.26 | 39P | 96.52 | 99.06 |
| 20P | 48.26 | 50.80 | 40P | 99.06 | 101.60 |
| 21P | 50.80 | 53.34 | | | |

Unit: mm

A2541WRA-XP-D

2.54mm Pitch 90° Single Row Pin Header

Reference Informations:

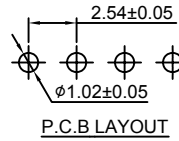
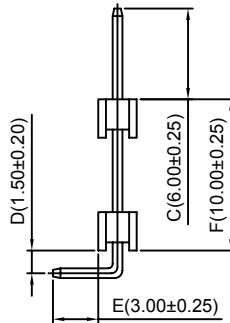
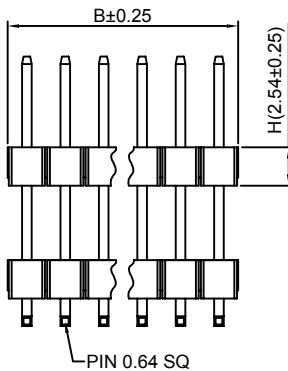
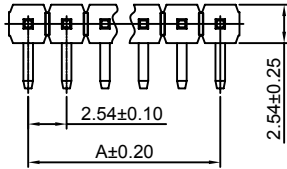
*Material:Pin:Brass/Gold over Nickel
Insulator:PBT,UL94V-0

*Mates with CJT A2541 series Single Row Housing
*Optional Gold plating available but MOQ requested

*Color:Black

Ordering Information:
A2541WRA-XP-D - *** - *** - ***

- Part No.
- Size(H):
(blank): 2.54mm
H15: 1.50mm
H17: 1.70mm
H20: 2.00mm
H30: 3.00mm
- Material:
(blank):PBT,UL94V-0
6T:Nylon 6T,UL94V-0
GWT:Nylon 6T,UL94V-0,GWT 750 °C
- Finish:
(blank):Gold-flash
G15:15µin (0.38µm) MIN.Select Gold(Mating Area)
100µin (2.54µm) MIN.Select Tin
G30:30µin (0.76µm) MIN.Select Gold(Mating Area)
100µin (2.54µm) MIN.Select Tin
T: Tin over Nickel



Ordering Information & Dimensions:

| PART NO. | Dimensions | | PART NO. | Dimensions | |
|----------|------------|-------|----------|------------|--------|
| | A | B | | A | B |
| 2P | 2.54 | 5.08 | 22P | 53.34 | 55.88 |
| 3P | 5.08 | 7.62 | 23P | 55.88 | 58.42 |
| 4P | 7.62 | 10.16 | 24P | 58.42 | 60.96 |
| 5P | 10.16 | 12.70 | 25P | 60.96 | 63.50 |
| 6P | 12.70 | 15.24 | 26P | 63.50 | 66.04 |
| 7P | 15.24 | 17.78 | 27P | 66.04 | 68.58 |
| 8P | 17.78 | 20.32 | 28P | 68.58 | 71.12 |
| 9P | 20.32 | 22.86 | 29P | 71.12 | 73.66 |
| 10P | 22.86 | 25.40 | 30P | 73.66 | 76.20 |
| 11P | 25.40 | 27.94 | 31P | 76.20 | 78.74 |
| 12P | 27.94 | 30.48 | 32P | 78.74 | 81.28 |
| 13P | 30.48 | 33.02 | 33P | 81.28 | 83.82 |
| 14P | 33.02 | 35.56 | 34P | 83.82 | 86.36 |
| 15P | 35.56 | 38.10 | 35P | 86.36 | 88.90 |
| 16P | 38.10 | 40.64 | 36P | 88.90 | 91.44 |
| 17P | 40.64 | 43.18 | 37P | 91.44 | 93.98 |
| 18P | 43.18 | 45.72 | 38P | 93.98 | 96.52 |
| 19P | 45.72 | 48.26 | 39P | 96.52 | 99.06 |
| 20P | 48.26 | 50.80 | 40P | 99.06 | 101.60 |
| 21P | 50.80 | 53.34 | | | |

Unit: mm

A2541WVC-XP

2.54mm Pitch 180° Single Row Pin Header

Reference Informations:

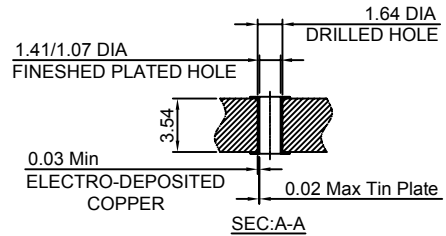
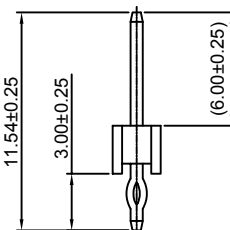
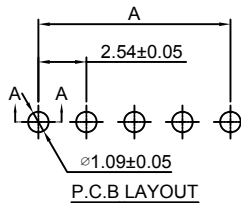
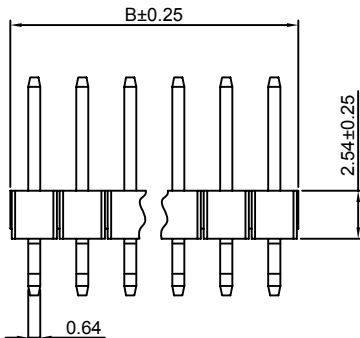
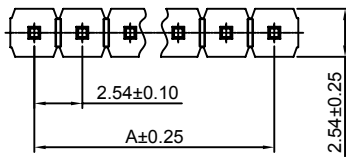
*Material:Pin:Brass/Gold over Nickel
Insulator:PBT 30%GF,UL94V-0

*Mates with CJT A2541 series Single row Housing
*Optional Gold plating available but MOQ requested

*Color:Black

Ordering Information:
A2541WVC-XP - *** - ***

- Part No.
- Material:
(Blank):PBT,UL94V-0
6T:Nylon 6T,UL94V-0
GWT:Nylon 6T,UL94V-0,GWT 750 °C
- Finish:
(blank):Gold-flash
G15:15µin (0.38µm) MIN.Select Gold(Mating Area)
100µin (2.54µm) MIN.Select Tin
G30:30µin (0.76µm) MIN.Select Gold(Mating Area)
100µin (2.54µm) MIN.Select Tin
T: Tin over Nickel



Ordering Information & Dimensions:

| PART NO. | Dimensions | | PART NO. | Dimensions | |
|----------|------------|-------|----------|------------|--------|
| | A | B | | A | B |
| 2P | 2.54 | 5.08 | 22P | 53.34 | 55.88 |
| 3P | 5.08 | 7.62 | 23P | 55.88 | 58.42 |
| 4P | 7.62 | 10.16 | 24P | 58.42 | 60.96 |
| 5P | 10.16 | 12.70 | 25P | 60.96 | 63.50 |
| 6P | 12.70 | 15.24 | 26P | 63.50 | 66.04 |
| 7P | 15.24 | 17.78 | 27P | 66.04 | 68.58 |
| 8P | 17.78 | 20.32 | 28P | 68.58 | 71.12 |
| 9P | 20.32 | 22.86 | 29P | 71.12 | 73.66 |
| 10P | 22.86 | 25.40 | 30P | 73.66 | 76.20 |
| 11P | 25.40 | 27.94 | 31P | 76.20 | 78.74 |
| 12P | 27.94 | 30.48 | 32P | 78.74 | 81.28 |
| 13P | 30.48 | 33.02 | 33P | 81.28 | 83.82 |
| 14P | 33.02 | 35.56 | 34P | 83.82 | 86.36 |
| 15P | 35.56 | 38.10 | 35P | 86.36 | 88.90 |
| 16P | 38.10 | 40.64 | 36P | 88.90 | 91.44 |
| 17P | 40.64 | 43.18 | 37P | 91.44 | 93.98 |
| 18P | 43.18 | 45.72 | 38P | 93.98 | 96.52 |
| 19P | 45.72 | 48.26 | 39P | 96.52 | 99.06 |
| 20P | 48.26 | 50.80 | 40P | 99.06 | 101.60 |
| 21P | 50.80 | 53.34 | | | |

Unit: mm

A2541WVA-S-XP-A

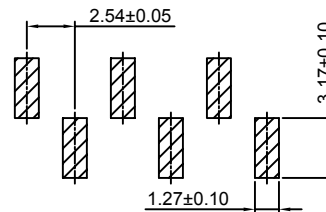
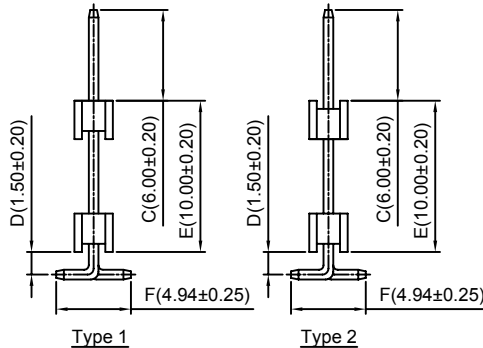
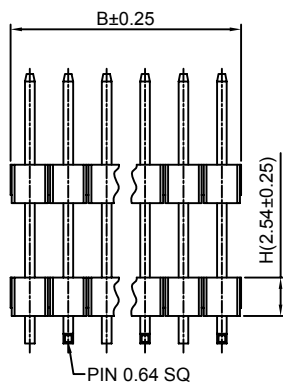
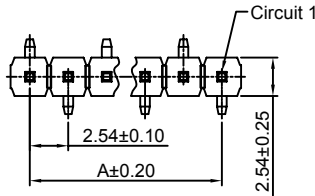
2.54mm Pitch 180° Single Row Pin Header-SMT A TYPE

Reference Informations:

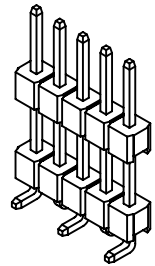
- *Material: Pin: Brass/Gold over Nickel
Insulator: Nylon 6T, UL94V-0
- *Mates with CJT A2541 series Single row Housing
- *Optional Gold plating available but MOQ requested
- *Color: Black

Ordering Information:
A2541WVA-S-XP-A - * - * - * - * - *
1 2 3 4 5

1. Part No.
2. Style: (blank): Type 1
R: Type 2
3. Size(H): (blank): 2.54mm
H15: 1.50mm
H17: 1.70mm
H20: 2.00mm
H30: 3.00mm
4. Material: (blank): Nylon 6T, UL94V-0
GWT: Nylon 6T, UL94V-0, GWT 750°C
5. Finish: (blank): Gold-flash
G15: 15µin (0.38µm) MIN. Select Gold(Mating Area)
100µin (2.54µm) MIN. Select Tin
G30: 30µin (0.76µm) MIN. Select Gold(Mating Area)
100µin (2.54µm) MIN. Select Tin
T: Tin over Nickel



P.C.B LAYOUT



Ordering Information & Dimensions:

| PART NO. | Dimensions | | PART NO. | Dimensions | |
|----------|------------|-------|----------|------------|--------|
| | A | B | | A | B |
| 2P | 2.54 | 5.08 | 22P | 53.34 | 55.88 |
| 3P | 5.08 | 7.62 | 23P | 55.88 | 58.42 |
| 4P | 7.62 | 10.16 | 24P | 58.42 | 60.96 |
| 5P | 10.16 | 12.70 | 25P | 60.96 | 63.50 |
| 6P | 12.70 | 15.24 | 26P | 63.50 | 66.04 |
| 7P | 15.24 | 17.78 | 27P | 66.04 | 68.58 |
| 8P | 17.78 | 20.32 | 28P | 68.58 | 71.12 |
| 9P | 20.32 | 22.86 | 29P | 71.12 | 73.66 |
| 10P | 22.86 | 25.40 | 30P | 73.66 | 76.20 |
| 11P | 25.40 | 27.94 | 31P | 76.20 | 78.74 |
| 12P | 27.94 | 30.48 | 32P | 78.74 | 81.28 |
| 13P | 30.48 | 33.02 | 33P | 81.28 | 83.82 |
| 14P | 33.02 | 35.56 | 34P | 83.82 | 86.36 |
| 15P | 35.56 | 38.10 | 35P | 86.36 | 88.90 |
| 16P | 38.10 | 40.64 | 36P | 88.90 | 91.44 |
| 17P | 40.64 | 43.18 | 37P | 91.44 | 93.98 |
| 18P | 43.18 | 45.72 | 38P | 93.98 | 96.52 |
| 19P | 45.72 | 48.26 | 39P | 96.52 | 99.06 |
| 20P | 48.26 | 50.80 | 40P | 99.06 | 101.60 |
| 21P | 50.80 | 53.34 | | | |

Unit: mm

A2541WVA-S-XP-B

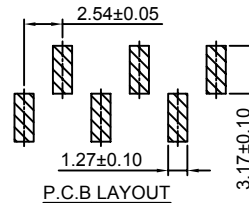
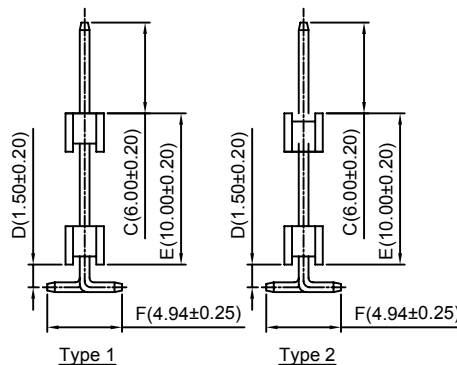
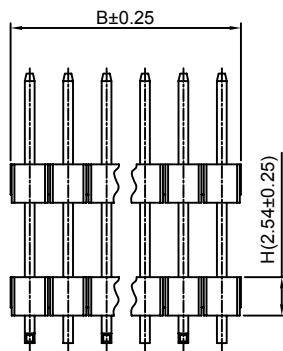
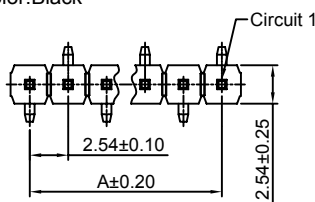
2.54mm Pitch 180° Single Row Pin Header-SMT B TYPE

Reference Informations:

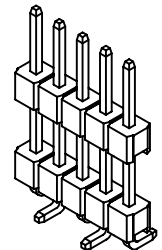
- *Material: Pin: Brass/Gold over Nickel
Insulator: Nylon 6T, UL94V-0
- *Mates with CJT A2541 series Single row Housing
- *Optional Gold plating available but MOQ requested
- *Color: Black

Ordering Information:
A2541WVA-S-XP-B - * - * - * - * - *
1 2 3 4 5

1. Part No.
2. Style: (blank): Type 1
R: Type 2
3. Size(H): (blank): 2.54mm
H15: 1.50mm
H17: 1.70mm
H20: 2.00mm
H30: 3.00mm
4. Material: (blank): Nylon 6T, UL94V-0
GWT: Nylon 6T, UL94V-0, GWT 750°C
5. Finish: (blank): Gold-flash
G15: 15µin (0.38µm) MIN. Select Gold(Mating Area)
100µin (2.54µm) MIN. Select Tin
G30: 30µin (0.76µm) MIN. Select Gold(Mating Area)
100µin (2.54µm) MIN. Select Tin
T: Tin over Nickel



P.C.B LAYOUT



Ordering Information & Dimensions:

| PART NO. | Dimensions | | PART NO. | Dimensions | |
|----------|------------|-------|----------|------------|--------|
| | A | B | | A | B |
| 2P | 2.54 | 5.08 | 22P | 53.34 | 55.88 |
| 3P | 5.08 | 7.62 | 23P | 55.88 | 58.42 |
| 4P | 7.62 | 10.16 | 24P | 58.42 | 60.96 |
| 5P | 10.16 | 12.70 | 25P | 60.96 | 63.50 |
| 6P | 12.70 | 15.24 | 26P | 63.50 | 66.04 |
| 7P | 15.24 | 17.78 | 27P | 66.04 | 68.58 |
| 8P | 17.78 | 20.32 | 28P | 68.58 | 71.12 |
| 9P | 20.32 | 22.86 | 29P | 71.12 | 73.66 |
| 10P | 22.86 | 25.40 | 30P | 73.66 | 76.20 |
| 11P | 25.40 | 27.94 | 31P | 76.20 | 78.74 |
| 12P | 27.94 | 30.48 | 32P | 78.74 | 81.28 |
| 13P | 30.48 | 33.02 | 33P | 81.28 | 83.82 |
| 14P | 33.02 | 35.56 | 34P | 83.82 | 86.36 |
| 15P | 35.56 | 38.10 | 35P | 86.36 | 88.90 |
| 16P | 38.10 | 40.64 | 36P | 88.90 | 91.44 |
| 17P | 40.64 | 43.18 | 37P | 91.44 | 93.98 |
| 18P | 43.18 | 45.72 | 38P | 93.98 | 96.52 |
| 19P | 45.72 | 48.26 | 39P | 96.52 | 99.06 |
| 20P | 48.26 | 50.80 | 40P | 99.06 | 101.60 |
| 21P | 50.80 | 53.34 | | | |

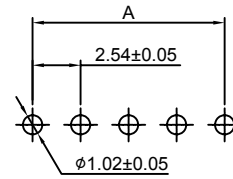
Unit: mm

A2541WRB-XP

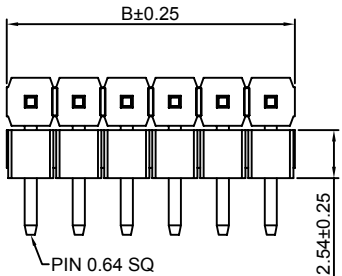
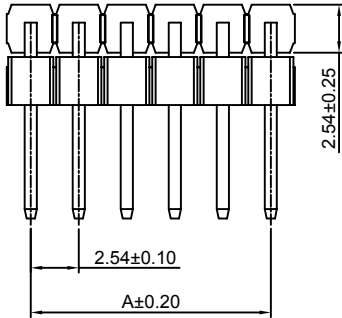
2.54mm Pitch 90° Single Row Pin Header

Reference Informations:

- *Material: Pin: Brass/Gold over Nickel
Insulator: PBT 30%GF, UL94V-0
- *Mates with CJT A2541 series Single Row Housing
- *Optional Gold plating available but MOQ requested
- *Color: Black



P.C.B LAYOUT



Ordering Information:
A2541WRB-XP - *** - ***
1 2 3

1. Part No.
2. Material:
(Blank): PBT, UL94V-0
6T: Nylon 6T, UL94V-0
GWT: Nylon 6T, UL94V-0, GWT 750°C
3. Finish:
(blank): Gold-flash
G15: 15µin (0.38µm) MIN. Select Gold (Mating Area)
100µin (2.54µm) MIN. Select Tin
G30: 30µin (0.76µm) MIN. Select Gold (Mating Area)
100µin (2.54µm) MIN. Select Tin
T: Tin over Nickel

Ordering Information & Dimensions:

| PART NO. | Dimensions | | PART NO. | Dimensions | |
|----------|------------|-------|----------|------------|--------|
| | A | B | | A | B |
| 1P | ----- | 2.54 | 21P | 50.80 | 53.34 |
| 2P | 2.54 | 5.08 | 22P | 53.34 | 55.88 |
| 3P | 5.08 | 7.62 | 23P | 55.88 | 58.42 |
| 4P | 7.62 | 10.16 | 24P | 58.42 | 60.96 |
| 5P | 10.16 | 12.70 | 25P | 60.96 | 63.50 |
| 6P | 12.70 | 15.24 | 26P | 63.50 | 66.04 |
| 7P | 15.24 | 17.78 | 27P | 66.04 | 68.58 |
| 8P | 17.78 | 20.32 | 28P | 68.58 | 71.12 |
| 9P | 20.32 | 22.86 | 29P | 71.12 | 73.66 |
| 10P | 22.86 | 25.40 | 30P | 73.66 | 76.20 |
| 11P | 25.40 | 27.94 | 31P | 76.20 | 78.74 |
| 12P | 27.94 | 30.48 | 32P | 78.74 | 81.28 |
| 13P | 30.48 | 33.02 | 33P | 81.28 | 83.82 |
| 14P | 33.02 | 35.56 | 34P | 83.82 | 86.36 |
| 15P | 35.56 | 38.10 | 35P | 86.36 | 88.90 |
| 16P | 38.10 | 40.64 | 36P | 88.90 | 91.44 |
| 17P | 40.64 | 43.18 | 37P | 91.44 | 93.98 |
| 18P | 43.18 | 45.72 | 38P | 93.98 | 96.52 |
| 19P | 45.72 | 48.26 | 39P | 96.52 | 99.06 |
| 20P | 48.26 | 50.80 | 40P | 99.06 | 101.60 |

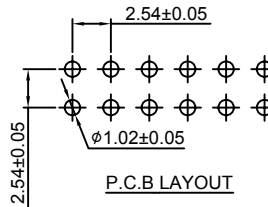
Unit: mm

A2541WRB-2xXP

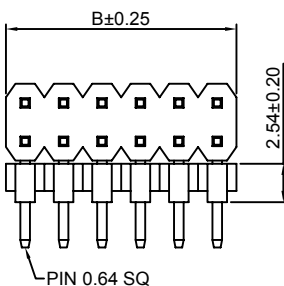
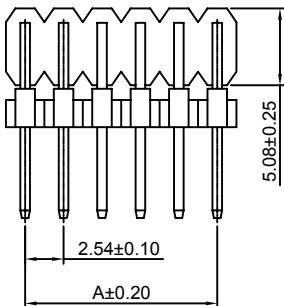
2.54mm Pitch 90° Dual Row Pin Header

Reference Informations:

- *Material: Pin: Brass/Gold over Nickel
Insulator: PBT 30%GF, UL94V-0
- *Mates with CJT A2541 series dual row Housing
- *Optional Gold plating available but MOQ requested
- *Color: Black



P.C.B LAYOUT



Ordering Information:
A2541WRB-2xXP - *** - ***
1 2 3

1. Part No.
2. Material:
(blank): PBT, UL94V-0
6T: Nylon 6T, UL94V-0
GWT: Nylon 6T, UL94V-0, GWT 750°C
3. Finish:
(blank): Gold-flash
G15: 15µin (0.38µm) MIN. Select Gold (Mating Area)
100µin (2.54µm) MIN. Select Tin
G30: 30µin (0.76µm) MIN. Select Gold (Mating Area)
100µin (2.54µm) MIN. Select Tin
T: Tin over Nickel

Ordering Information & Dimensions:

| PART NO. | Dimensions | | PART NO. | Dimensions | |
|----------|------------|-------|----------|------------|--------|
| | A | B | | A | B |
| 2x1P | ----- | 2.54 | 2x21P | 50.80 | 53.34 |
| 2x2P | 2.54 | 5.08 | 2x22P | 53.34 | 55.88 |
| 2x3P | 5.08 | 7.62 | 2x23P | 55.88 | 58.42 |
| 2x4P | 7.62 | 10.16 | 2x24P | 58.42 | 60.96 |
| 2x5P | 10.16 | 12.70 | 2x25P | 60.96 | 63.50 |
| 2x6P | 12.70 | 15.24 | 2x26P | 63.50 | 66.04 |
| 2x7P | 15.24 | 17.78 | 2x27P | 66.04 | 68.58 |
| 2x8P | 17.78 | 20.32 | 2x28P | 68.58 | 71.12 |
| 2x9P | 20.32 | 22.86 | 2x29P | 71.12 | 73.66 |
| 2x10P | 22.86 | 25.40 | 2x30P | 73.66 | 76.20 |
| 2x11P | 25.40 | 27.94 | 2x31P | 76.20 | 78.74 |
| 2x12P | 27.94 | 30.48 | 2x32P | 78.74 | 81.28 |
| 2x13P | 30.48 | 33.02 | 2x33P | 81.28 | 83.82 |
| 2x14P | 33.02 | 35.56 | 2x34P | 83.82 | 86.36 |
| 2x15P | 35.56 | 38.10 | 2x35P | 86.36 | 88.90 |
| 2x16P | 38.10 | 40.64 | 2x36P | 88.90 | 91.44 |
| 2x17P | 40.64 | 43.18 | 2x37P | 91.44 | 93.98 |
| 2x18P | 43.18 | 45.72 | 2x38P | 93.98 | 96.52 |
| 2x19P | 45.72 | 48.26 | 2x39P | 96.52 | 99.06 |
| 2x20P | 48.26 | 50.80 | 2x40P | 99.06 | 101.60 |

Unit: mm

A2541WV-XP-H3

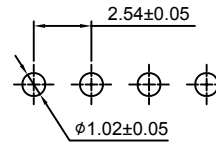
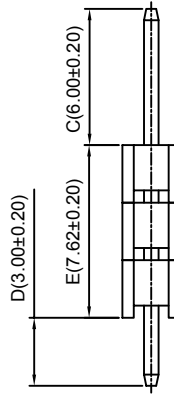
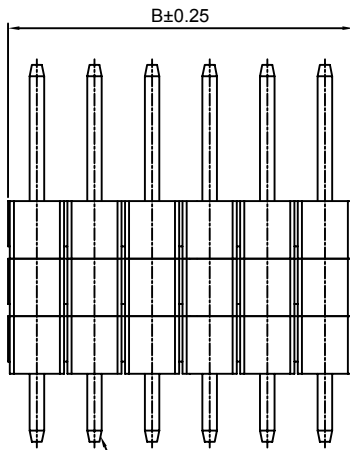
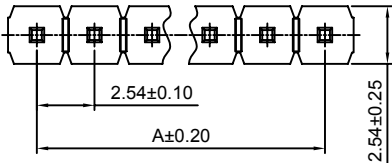
2.54mm Pitch 180° Single Row Pin Header

Reference Informations:

- *Material: Pin: Brass/Gold over Nickel
Insulator: PBT, UL94V-0
- *Mates with CJT A2541 series Single Row Housing
- *Optional Gold plating available but MOQ requested
- *Color: Black

Ordering Information:
A2541WV-XP-H3 - *** - ***

1. Part No.
2. Material:
(Blank): PBT, UL94V-0
6T: Nylon 6T, UL94V-0
GWT: Nylon 6T, UL94V-0, GWT 750 °C
3. Finish:
(blank): Gold-flash
G15: 15µin (0.38µm) MIN. Select Gold (Mating Area)
100µin (2.54µm) MIN. Select Tin
G30: 30µin (0.76µm) MIN. Select Gold (Mating Area)
100µin (2.54µm) MIN. Select Tin
T: Tin over Nickel



P.C.B LAYOUT

Ordering Information & Dimensions:

| PART NO. | Dimensions | | PART NO. | Dimensions | |
|----------|------------|-------|----------|------------|--------|
| | A | B | | A | B |
| 2P | 2.54 | 5.08 | 22P | 53.34 | 55.88 |
| 3P | 5.08 | 7.62 | 23P | 55.88 | 58.42 |
| 4P | 7.62 | 10.16 | 24P | 58.42 | 60.96 |
| 5P | 10.16 | 12.70 | 25P | 60.96 | 63.50 |
| 6P | 12.70 | 15.24 | 26P | 63.50 | 66.04 |
| 7P | 15.24 | 17.78 | 27P | 66.04 | 68.58 |
| 8P | 17.78 | 20.32 | 28P | 68.58 | 71.12 |
| 9P | 20.32 | 22.86 | 29P | 71.12 | 73.66 |
| 10P | 22.86 | 25.40 | 30P | 73.66 | 76.20 |
| 11P | 25.40 | 27.94 | 31P | 76.20 | 78.74 |
| 12P | 27.94 | 30.48 | 32P | 78.74 | 81.28 |
| 13P | 30.48 | 33.02 | 33P | 81.28 | 83.82 |
| 14P | 33.02 | 35.56 | 34P | 83.82 | 86.36 |
| 15P | 35.56 | 38.10 | 35P | 86.36 | 88.90 |
| 16P | 38.10 | 40.64 | 36P | 88.90 | 91.44 |
| 17P | 40.64 | 43.18 | 37P | 91.44 | 93.98 |
| 18P | 43.18 | 45.72 | 38P | 93.98 | 96.52 |
| 19P | 45.72 | 48.26 | 39P | 96.52 | 99.06 |
| 20P | 48.26 | 50.80 | 40P | 99.06 | 101.60 |
| 21P | 50.80 | 53.34 | | | |

Unit: mm

A2541WV-XP-H4

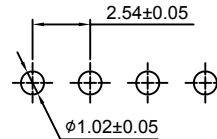
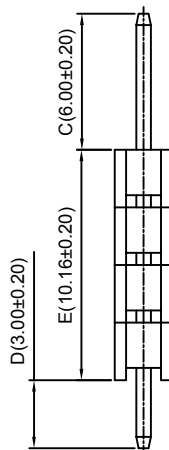
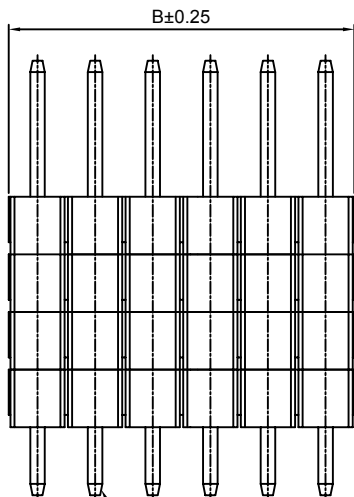
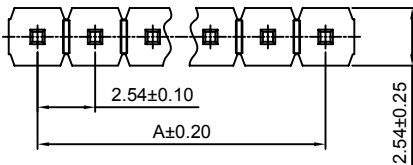
2.54mm Pitch 180° Single Row Pin Header

Reference Informations:

- *Material: Pin: Brass/Gold over Nickel
Insulator: PBT, UL94V-0
- *Mates with CJT A2541 series Single Row Housing
- *Optional Gold plating available but MOQ requested
- *Color: Black

Ordering Information:
A2541WV-XP-H4 - *** - ***

1. Part No.
2. Material:
(Blank): PBT, UL94V-0
6T: Nylon 6T, UL94V-0
GWT: Nylon 6T, UL94V-0, GWT 750 °C
3. Finish:
(blank): Gold-flash
G15: 15µin (0.38µm) MIN. Select Gold (Mating Area)
100µin (2.54µm) MIN. Select Tin
G30: 30µin (0.76µm) MIN. Select Gold (Mating Area)
100µin (2.54µm) MIN. Select Tin
T: Tin over Nickel



P.C.B LAYOUT

Ordering Information & Dimensions:

| PART NO. | Dimensions | | PART NO. | Dimensions | |
|----------|------------|-------|----------|------------|--------|
| | A | B | | A | B |
| 2P | 2.54 | 5.08 | 22P | 53.34 | 55.88 |
| 3P | 5.08 | 7.62 | 23P | 55.88 | 58.42 |
| 4P | 7.62 | 10.16 | 24P | 58.42 | 60.96 |
| 5P | 10.16 | 12.70 | 25P | 60.96 | 63.50 |
| 6P | 12.70 | 15.24 | 26P | 63.50 | 66.04 |
| 7P | 15.24 | 17.78 | 27P | 66.04 | 68.58 |
| 8P | 17.78 | 20.32 | 28P | 68.58 | 71.12 |
| 9P | 20.32 | 22.86 | 29P | 71.12 | 73.66 |
| 10P | 22.86 | 25.40 | 30P | 73.66 | 76.20 |
| 11P | 25.40 | 27.94 | 31P | 76.20 | 78.74 |
| 12P | 27.94 | 30.48 | 32P | 78.74 | 81.28 |
| 13P | 30.48 | 33.02 | 33P | 81.28 | 83.82 |
| 14P | 33.02 | 35.56 | 34P | 83.82 | 86.36 |
| 15P | 35.56 | 38.10 | 35P | 86.36 | 88.90 |
| 16P | 38.10 | 40.64 | 36P | 88.90 | 91.44 |
| 17P | 40.64 | 43.18 | 37P | 91.44 | 93.98 |
| 18P | 43.18 | 45.72 | 38P | 93.98 | 96.52 |
| 19P | 45.72 | 48.26 | 39P | 96.52 | 99.06 |
| 20P | 48.26 | 50.80 | 40P | 99.06 | 101.60 |
| 21P | 50.80 | 53.34 | | | |

Unit: mm

A2541WV-2xXP

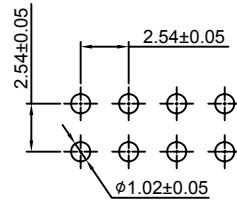
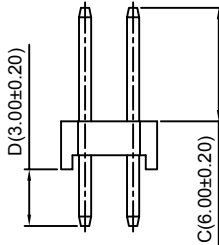
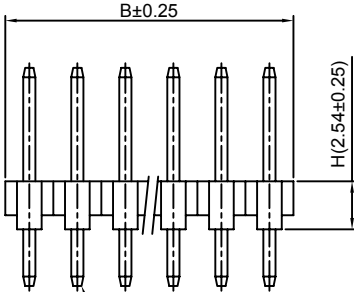
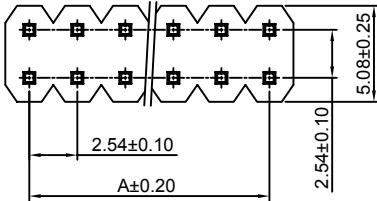
2.54mm Pitch 180° Dual Row Pin Header

Reference Informations:

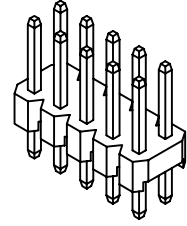
- *Material: Pin: Brass/Gold over Nickel
Insulator: PBT30%GF, UL94V-0
- *Mates with CJT A2541 series dual row Housing
Optional Gold plating available but MOQ requested
- *Color: Black

Ordering Information:
A2541WV-2xXP - *** - *** - ***
1 2 3 4

- Part No.
- Size(H):
(blank): 2.54mm
H15: 1.50mm
H17: 1.70mm
H20: 2.00mm
H30: 3.00mm
- Material:
(blank): PBT, UL94V-0
6T: Nylon 6T, UL94V-0
GWT: Nylon 6T, UL94V-0, GWT 750°C
- Finish:
(blank): Gold-flash
G15: 15µin (0.38µm) MIN. Select Gold (Mating Area)
100µin (2.54µm) MIN. Select Tin
G30: 30µin (0.76µm) MIN. Select Gold (Mating Area)
100µin (2.54µm) MIN. Select Tin
T: Tin over Nickel



P.C.B LAYOUT



Ordering Information & Dimensions:

| PART NO. | Dimensions | | PART NO. | Dimensions | |
|----------|------------|-------|----------|------------|--------|
| | A | B | | A | B |
| 2x1P | ----- | 2.54 | 2x21P | 50.80 | 53.34 |
| 2x2P | 2.54 | 5.08 | 2x22P | 53.34 | 55.88 |
| 2x3P | 5.08 | 7.62 | 2x23P | 55.88 | 58.42 |
| 2x4P | 7.62 | 10.16 | 2x24P | 58.42 | 60.96 |
| 2x5P | 10.16 | 12.70 | 2x25P | 60.96 | 63.50 |
| 2x6P | 12.70 | 15.24 | 2x26P | 63.50 | 66.04 |
| 2x7P | 15.24 | 17.78 | 2x27P | 66.04 | 68.58 |
| 2x8P | 17.78 | 20.32 | 2x28P | 68.58 | 71.12 |
| 2x9P | 20.32 | 22.86 | 2x29P | 71.12 | 73.66 |
| 2x10P | 22.86 | 25.40 | 2x30P | 73.66 | 76.20 |
| 2x11P | 25.40 | 27.94 | 2x31P | 76.20 | 78.74 |
| 2x12P | 27.94 | 30.48 | 2x32P | 78.74 | 81.28 |
| 2x13P | 30.48 | 33.02 | 2x33P | 81.28 | 83.82 |
| 2x14P | 33.02 | 35.56 | 2x34P | 83.82 | 86.36 |
| 2x15P | 35.56 | 38.10 | 2x35P | 86.36 | 88.90 |
| 2x16P | 38.10 | 40.64 | 2x36P | 88.90 | 91.44 |
| 2x17P | 40.64 | 43.18 | 2x37P | 91.44 | 93.98 |
| 2x18P | 43.18 | 45.72 | 2x38P | 93.98 | 96.52 |
| 2x19P | 45.72 | 48.26 | 2x39P | 96.52 | 99.06 |
| 2x20P | 48.26 | 50.80 | 2x40P | 99.06 | 101.60 |

Unit: mm

A2541WR-2xXP

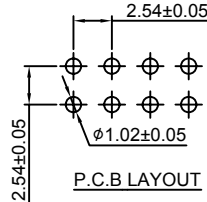
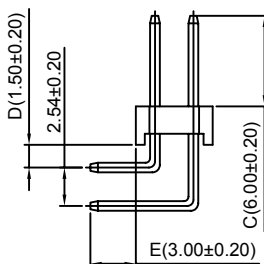
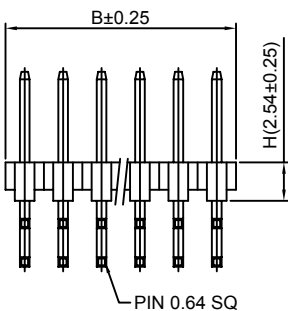
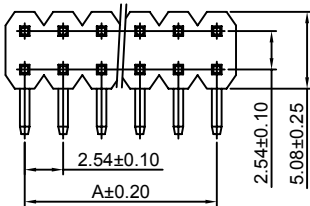
2.54mm Pitch 90° Dual Row Pin Header

Reference Informations:

- *Material: Pin: Brass/Gold over Nickel
Insulator: PBT30%GF, UL94V-0
- *Mates with CJT A2541 series dual row Housing
Optional Gold plating available but MOQ requested
- *Color: Black

Ordering Information:
A2541WR-2xXP - *** - *** - ***
1 2 3 4

- Part No.
- Size(H):
(blank): 2.54mm
H15: 1.50mm
H17: 1.70mm
H20: 2.00mm
H30: 3.00mm
- Material:
(blank): PBT, UL94V-0
6T: Nylon 6T, UL94V-0
GWT: Nylon 6T, UL94V-0, GWT 750°C
- Finish:
(blank): Gold-flash
G15: 15µin (0.38µm) MIN. Select Gold (Mating Area)
100µin (2.54µm) MIN. Select Tin
G30: 30µin (0.76µm) MIN. Select Gold (Mating Area)
100µin (2.54µm) MIN. Select Tin
T: Tin over Nickel



P.C.B LAYOUT

Ordering Information & Dimensions:

| PART NO. | Dimensions | | PART NO. | Dimensions | |
|----------|------------|-------|----------|------------|--------|
| | A | B | | A | B |
| 2x1P | ----- | 2.54 | 2x21P | 50.80 | 53.34 |
| 2x2P | 2.54 | 5.08 | 2x22P | 53.34 | 55.88 |
| 2x3P | 5.08 | 7.62 | 2x23P | 55.88 | 58.42 |
| 2x4P | 7.62 | 10.16 | 2x24P | 58.42 | 60.96 |
| 2x5P | 10.16 | 12.70 | 2x25P | 60.96 | 63.50 |
| 2x6P | 12.70 | 15.24 | 2x26P | 63.50 | 66.04 |
| 2x7P | 15.24 | 17.78 | 2x27P | 66.04 | 68.58 |
| 2x8P | 17.78 | 20.32 | 2x28P | 68.58 | 71.12 |
| 2x9P | 20.32 | 22.86 | 2x29P | 71.12 | 73.66 |
| 2x10P | 22.86 | 25.40 | 2x30P | 73.66 | 76.20 |
| 2x11P | 25.40 | 27.94 | 2x31P | 76.20 | 78.74 |
| 2x12P | 27.94 | 30.48 | 2x32P | 78.74 | 81.28 |
| 2x13P | 30.48 | 33.02 | 2x33P | 81.28 | 83.82 |
| 2x14P | 33.02 | 35.56 | 2x34P | 83.82 | 86.36 |
| 2x15P | 35.56 | 38.10 | 2x35P | 86.36 | 88.90 |
| 2x16P | 38.10 | 40.64 | 2x36P | 88.90 | 91.44 |
| 2x17P | 40.64 | 43.18 | 2x37P | 91.44 | 93.98 |
| 2x18P | 43.18 | 45.72 | 2x38P | 93.98 | 96.52 |
| 2x19P | 45.72 | 48.26 | 2x39P | 96.52 | 99.06 |
| 2x20P | 48.26 | 50.80 | 2x40P | 99.06 | 101.60 |

Unit: mm

A2541WVA-2xXP

2.54mm Pitch 180° Dual Row Pin Header

Reference Informations:

- *Material: Pin: Brass/Gold over Nickel
Insulator: PBT30%GF, UL94V-0
- *Mates with CJT A2541 series dual row Housing
Optional Gold plating available but MOQ requested
- *Color: Black

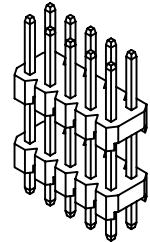
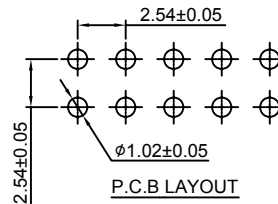
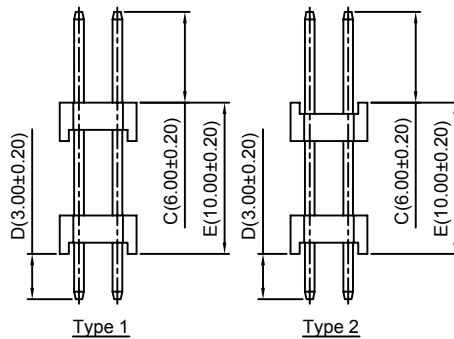
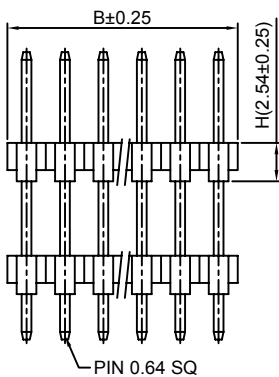
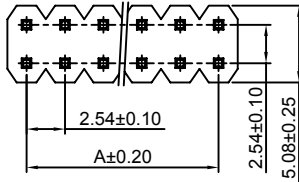
Ordering Information:
A2541WVA-2xXP - * - *** - *** - ***
1 2 3 4 5

1. Part No.
2. Style:
(blank): Type 1
R: Type 2

3. Size(H):
(blank): 2.54mm
H15: 1.50mm
H17: 1.70mm
H20: 2.00mm
H30: 3.00mm

4. Material:
(blank): PBT, UL94V-0
6T: Nylon 6T, UL94V-0
GWT: Nylon 6T, UL94V-0, GWT 750°C

5. Finish:
(blank): Gold-flash
G15: 15µm (0.38µm) MIN. Select Gold (Mating Area)
100µm (2.54µm) MIN. Select Tin
G30: 30µm (0.76µm) MIN. Select Gold (Mating Area)
100µm (2.54µm) MIN. Select Tin
T: Tin over Nickel



Ordering Information & Dimensions:

| PART NO. | Dimensions | | PART NO. | Dimensions | |
|----------|------------|-------|----------|------------|--------|
| | A | B | | A | B |
| 2x1P | ----- | 2.54 | 2x21P | 50.80 | 53.34 |
| 2x2P | 2.54 | 5.08 | 2x22P | 53.34 | 55.88 |
| 2x3P | 5.08 | 7.62 | 2x23P | 55.88 | 58.42 |
| 2x4P | 7.62 | 10.16 | 2x24P | 58.42 | 60.96 |
| 2x5P | 10.16 | 12.70 | 2x25P | 60.96 | 63.50 |
| 2x6P | 12.70 | 15.24 | 2x26P | 63.50 | 66.04 |
| 2x7P | 15.24 | 17.78 | 2x27P | 66.04 | 68.58 |
| 2x8P | 17.78 | 20.32 | 2x28P | 68.58 | 71.12 |
| 2x9P | 20.32 | 22.86 | 2x29P | 71.12 | 73.66 |
| 2x10P | 22.86 | 25.40 | 2x30P | 73.66 | 76.20 |
| 2x11P | 25.40 | 27.94 | 2x31P | 76.20 | 78.74 |
| 2x12P | 27.94 | 30.48 | 2x32P | 78.74 | 81.28 |
| 2x13P | 30.48 | 33.02 | 2x33P | 81.28 | 83.82 |
| 2x14P | 33.02 | 35.56 | 2x34P | 83.82 | 86.36 |
| 2x15P | 35.56 | 38.10 | 2x35P | 86.36 | 88.90 |
| 2x16P | 38.10 | 40.64 | 2x36P | 88.90 | 91.44 |
| 2x17P | 40.64 | 43.18 | 2x37P | 91.44 | 93.98 |
| 2x18P | 43.18 | 45.72 | 2x38P | 93.98 | 96.52 |
| 2x19P | 45.72 | 48.26 | 2x39P | 96.52 | 99.06 |
| 2x20P | 48.26 | 50.80 | 2x40P | 99.06 | 101.60 |

Unit: mm

A2541WRA-2xXP

2.54mm Pitch 90° Dual Row Pin Header

Reference Informations:

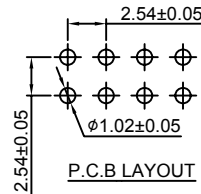
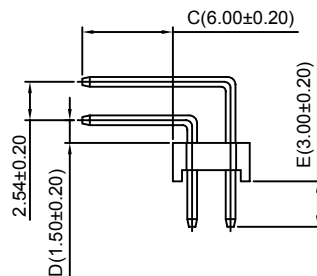
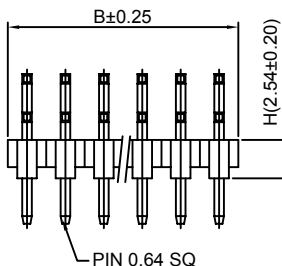
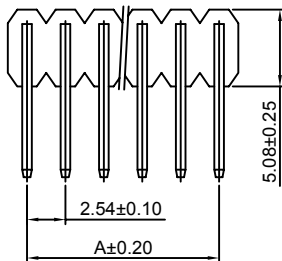
- *Material: Pin: Brass/Gold over Nickel
Insulator: PBT30%GF, UL94V-0
- *Mates with CJT A2541 series dual row Housing
Optional Gold plating available but MOQ requested
- *Color: Black

Ordering Information:
A2541WRA-2xXP - *** - *** - ***
1 2 3 4

1. Part No.
2. Size(H):
(blank): 2.54mm
H15: 1.50mm
H17: 1.70mm
H20: 2.00mm
H30: 3.00mm

3. Material:
(blank): PBT, UL94V-0
6T: Nylon 6T, UL94V-0
GWT: Nylon 6T, UL94V-0, GWT 750°C

4. Finish:
(blank): Gold-flash
G15: 15µm (0.38µm) MIN. Select Gold (Mating Area)
100µm (2.54µm) MIN. Select Tin
G30: 30µm (0.76µm) MIN. Select Gold (Mating Area)
100µm (2.54µm) MIN. Select Tin
T: Tin over Nickel



Ordering Information & Dimensions:

| PART NO. | Dimensions | | PART NO. | Dimensions | |
|----------|------------|-------|----------|------------|--------|
| | A | B | | A | B |
| 2x1P | ----- | 2.54 | 2x21P | 50.80 | 53.34 |
| 2x2P | 2.54 | 5.08 | 2x22P | 53.34 | 55.88 |
| 2x3P | 5.08 | 7.62 | 2x23P | 55.88 | 58.42 |
| 2x4P | 7.62 | 10.16 | 2x24P | 58.42 | 60.96 |
| 2x5P | 10.16 | 12.70 | 2x25P | 60.96 | 63.50 |
| 2x6P | 12.70 | 15.24 | 2x26P | 63.50 | 66.04 |
| 2x7P | 15.24 | 17.78 | 2x27P | 66.04 | 68.58 |
| 2x8P | 17.78 | 20.32 | 2x28P | 68.58 | 71.12 |
| 2x9P | 20.32 | 22.86 | 2x29P | 71.12 | 73.66 |
| 2x10P | 22.86 | 25.40 | 2x30P | 73.66 | 76.20 |
| 2x11P | 25.40 | 27.94 | 2x31P | 76.20 | 78.74 |
| 2x12P | 27.94 | 30.48 | 2x32P | 78.74 | 81.28 |
| 2x13P | 30.48 | 33.02 | 2x33P | 81.28 | 83.82 |
| 2x14P | 33.02 | 35.56 | 2x34P | 83.82 | 86.36 |
| 2x15P | 35.56 | 38.10 | 2x35P | 86.36 | 88.90 |
| 2x16P | 38.10 | 40.64 | 2x36P | 88.90 | 91.44 |
| 2x17P | 40.64 | 43.18 | 2x37P | 91.44 | 93.98 |
| 2x18P | 43.18 | 45.72 | 2x38P | 93.98 | 96.52 |
| 2x19P | 45.72 | 48.26 | 2x39P | 96.52 | 99.06 |
| 2x20P | 48.26 | 50.80 | 2x40P | 99.06 | 101.60 |

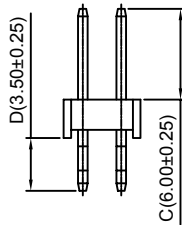
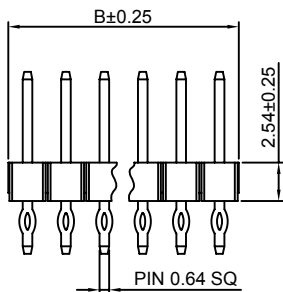
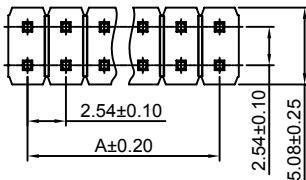
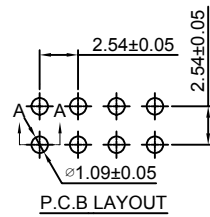
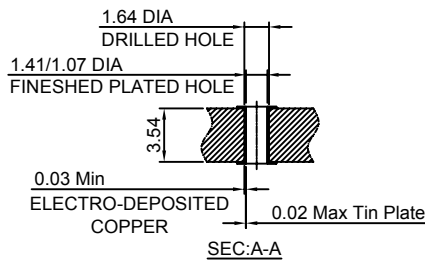
Unit: mm

A2541WVC-2xXP

2.54mm Pitch 180° Dual Row Pin Header

Reference Informations:

- *Material: Pin: Brass/Gold over Nickel
Insulator: PBT, UL94V-0
- *Mates with CJT A2541 series dual row Housing
Optional Gold plating available but MOQ requested
- *Color: Black



Ordering Information:

A2541WVC-2xXP - *** - ***
1 2 3

- Part No.
- Material:
(blank): PBT, UL94V-0
6T: Nylon 6T, UL94V-0
GWT: Nylon 6T, UL94V-0, GWT 750 °C
- Finish:
(blank): Gold-flash
G15: 15µin (0.38µm) MIN. Select Gold (Mating Area)
100µin (2.54µm) MIN. Select Tin
G30: 30µin (0.76µm) MIN. Select Gold (Mating Area)
100µin (2.54µm) MIN. Select Tin
T: Tin over Nickel

Ordering Information & Dimensions:

| PART NO. | Dimensions | | PART NO. | Dimensions | |
|----------|------------|-------|----------|------------|--------|
| | A | B | | A | B |
| 2x2P | 2.54 | 5.08 | 2x22P | 53.34 | 55.88 |
| 2x3P | 5.08 | 7.62 | 2x23P | 55.88 | 58.42 |
| 2x4P | 7.62 | 10.16 | 2x24P | 58.42 | 60.96 |
| 2x5P | 10.16 | 12.70 | 2x25P | 60.96 | 63.50 |
| 2x6P | 12.70 | 15.24 | 2x26P | 63.50 | 66.04 |
| 2x7P | 15.24 | 17.78 | 2x27P | 66.04 | 68.58 |
| 2x8P | 17.78 | 20.32 | 2x28P | 68.58 | 71.12 |
| 2x9P | 20.32 | 22.86 | 2x29P | 71.12 | 73.66 |
| 2x10P | 22.86 | 25.40 | 2x30P | 73.66 | 76.20 |
| 2x11P | 25.40 | 27.94 | 2x31P | 76.20 | 78.74 |
| 2x12P | 27.94 | 30.48 | 2x32P | 78.74 | 81.28 |
| 2x13P | 30.48 | 33.02 | 2x33P | 81.28 | 83.82 |
| 2x14P | 33.02 | 35.56 | 2x34P | 83.82 | 86.36 |
| 2x15P | 35.56 | 38.10 | 2x35P | 86.36 | 88.90 |
| 2x16P | 38.10 | 40.64 | 2x36P | 88.90 | 91.44 |
| 2x17P | 40.64 | 43.18 | 2x37P | 91.44 | 93.98 |
| 2x18P | 43.18 | 45.72 | 2x38P | 93.98 | 96.52 |
| 2x19P | 45.72 | 48.26 | 2x39P | 96.52 | 99.06 |
| 2x20P | 48.26 | 50.80 | 2x40P | 99.06 | 101.60 |
| 2x21P | 50.80 | 53.34 | | | |

Unit: mm

A2541WV-S-2xXP

2.54mm Pitch 180° Dual Row Pin Header-SMT TYPE

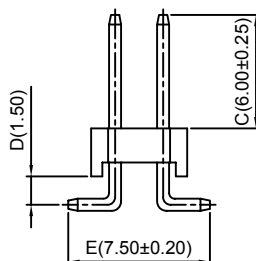
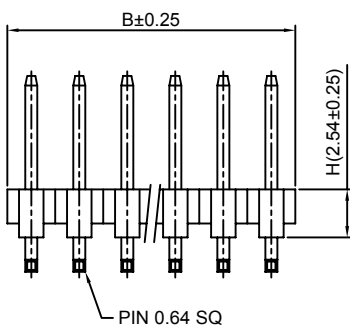
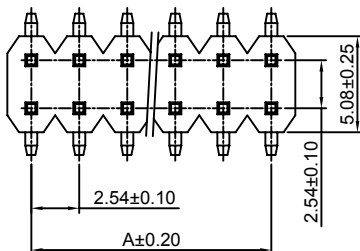
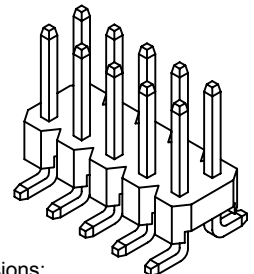
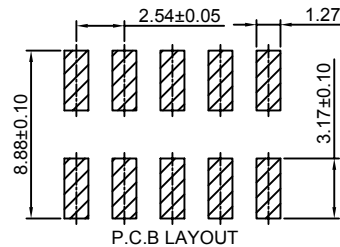
Reference Informations:

- *Material: Pin: Brass/Gold over Nickel
Insulator: Nylon 6T, UL94V-0
- *Mates with CJT A2541 series dual row Housing
Optional Gold plating available but MOQ requested
- *Color: Black

Ordering Information:

A2541WV-S-2xXP - *** - *** - ***
1 2 3 4

- Part No.
- Size (H):
(blank): 2.54mm
H15: 1.50mm
H17: 1.70mm
H20: 2.00mm
H30: 3.00mm
- Material:
(blank): Nylon 6T, UL94V-0
GWT: Nylon 6T, UL94V-0, GWT 750 °C
- Finish:
(blank): Gold-flash
G15: 15µin (0.38µm) MIN. Select Gold (Mating Area)
100µin (2.54µm) MIN. Select Tin
G30: 30µin (0.76µm) MIN. Select Gold (Mating Area)
100µin (2.54µm) MIN. Select Tin
T: Tin over Nickel



Ordering Information & Dimensions:

| PART NO. | Dimensions | | PART NO. | Dimensions | |
|----------|------------|-------|----------|------------|--------|
| | A | B | | A | B |
| 2x2P | 2.54 | 5.08 | 2x22P | 53.34 | 55.88 |
| 2x3P | 5.08 | 7.62 | 2x23P | 55.88 | 58.42 |
| 2x4P | 7.62 | 10.16 | 2x24P | 58.42 | 60.96 |
| 2x5P | 10.16 | 12.70 | 2x25P | 60.96 | 63.50 |
| 2x6P | 12.70 | 15.24 | 2x26P | 63.50 | 66.04 |
| 2x7P | 15.24 | 17.78 | 2x27P | 66.04 | 68.58 |
| 2x8P | 17.78 | 20.32 | 2x28P | 68.58 | 71.12 |
| 2x9P | 20.32 | 22.86 | 2x29P | 71.12 | 73.66 |
| 2x10P | 22.86 | 25.40 | 2x30P | 73.66 | 76.20 |
| 2x11P | 25.40 | 27.94 | 2x31P | 76.20 | 78.74 |
| 2x12P | 27.94 | 30.48 | 2x32P | 78.74 | 81.28 |
| 2x13P | 30.48 | 33.02 | 2x33P | 81.28 | 83.82 |
| 2x14P | 33.02 | 35.56 | 2x34P | 83.82 | 86.36 |
| 2x15P | 35.56 | 38.10 | 2x35P | 86.36 | 88.90 |
| 2x16P | 38.10 | 40.64 | 2x36P | 88.90 | 91.44 |
| 2x17P | 40.64 | 43.18 | 2x37P | 91.44 | 93.98 |
| 2x18P | 43.18 | 45.72 | 2x38P | 93.98 | 96.52 |
| 2x19P | 45.72 | 48.26 | 2x39P | 96.52 | 99.06 |
| 2x20P | 48.26 | 50.80 | 2x40P | 99.06 | 101.60 |
| 2x21P | 50.80 | 53.34 | | | |

Unit: mm

A2541WR-S-2xXP

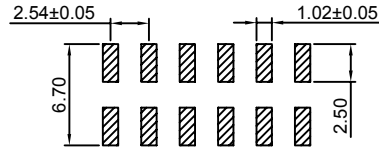
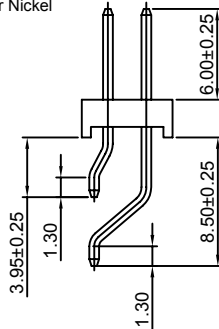
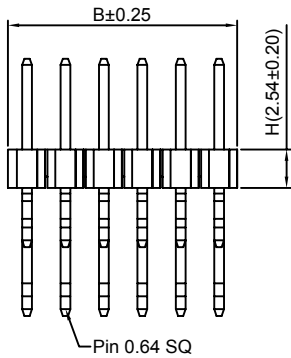
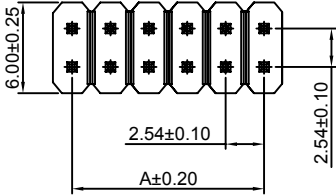
2.54mm Pitch 90° Dual Row Pin Header - SMT TYPE

Reference Informations:

- *Material: Pin: Brass/Gold over Nickel
Insulator: Nylon 6T, UL94V-0
- *Mates with CJT A2541 series dual row Housing
Optional Gold plating available but MOQ requested
- *Color: Black

Ordering Information:
A2541WR-S-2xXP - *** - *** - ***

- Part No.
- Size(H):
(blank): 2.54mm
H15: 1.50mm
H17: 1.70mm
H20: 2.00mm
H30: 3.00mm
- Material:
(blank): Nylon 6T, UL94V-0
GWT: Nylon 6T, UL94V-0, GWT 750°C
- Finish:
(blank): Gold-flash
G15: 15µm (0.38µm) MIN. Select Gold (Mating Area)
100µm (2.54µm) MIN. Select Tin
G30: 30µm (0.76µm) MIN. Select Gold (Mating Area)
100µm (2.54µm) MIN. Select Tin
T: Tin over Nickel



P.C.B LAYOUT

Ordering Information & Dimensions:

| PART NO. | Dimensions | | PART NO. | Dimensions | |
|----------|------------|-------|----------|------------|--------|
| | A | B | | A | B |
| 2x2P | 2.54 | 5.08 | 2x22P | 53.34 | 55.88 |
| 2x3P | 5.08 | 7.62 | 2x23P | 55.88 | 58.42 |
| 2x4P | 7.62 | 10.16 | 2x24P | 58.42 | 60.96 |
| 2x5P | 10.16 | 12.70 | 2x25P | 60.96 | 63.50 |
| 2x6P | 12.70 | 15.24 | 2x26P | 63.50 | 66.04 |
| 2x7P | 15.24 | 17.78 | 2x27P | 66.04 | 68.58 |
| 2x8P | 17.78 | 20.32 | 2x28P | 68.58 | 71.12 |
| 2x9P | 20.32 | 22.86 | 2x29P | 71.12 | 73.66 |
| 2x10P | 22.86 | 25.40 | 2x30P | 73.66 | 76.20 |
| 2x11P | 25.40 | 27.94 | 2x31P | 76.20 | 78.74 |
| 2x12P | 27.94 | 30.48 | 2x32P | 78.74 | 81.28 |
| 2x13P | 30.48 | 33.02 | 2x33P | 81.28 | 83.82 |
| 2x14P | 33.02 | 35.56 | 2x34P | 83.82 | 86.36 |
| 2x15P | 35.56 | 38.10 | 2x35P | 86.36 | 88.90 |
| 2x16P | 38.10 | 40.64 | 2x36P | 88.90 | 91.44 |
| 2x17P | 40.64 | 43.18 | 2x37P | 91.44 | 93.98 |
| 2x18P | 43.18 | 45.72 | 2x38P | 93.98 | 96.52 |
| 2x19P | 45.72 | 48.26 | 2x39P | 96.52 | 99.06 |
| 2x20P | 48.26 | 50.80 | 2x40P | 99.06 | 101.60 |
| 2x21P | 50.80 | 53.34 | | | |

Unit: mm

A2541WV-S-F-2xXP

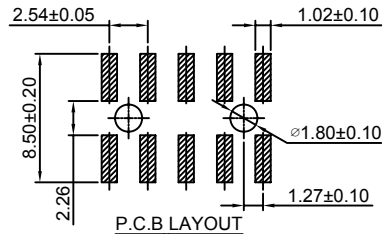
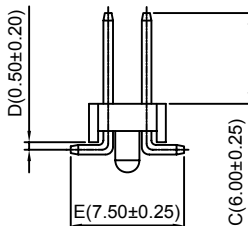
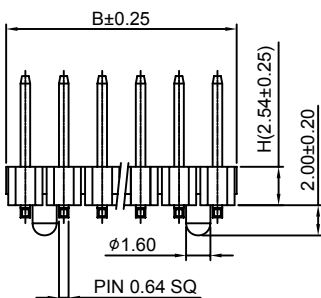
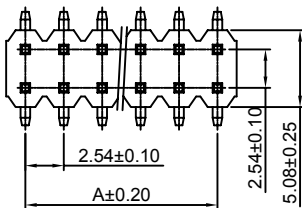
2.54mm Pitch 180° Dual Row Pin Header - SMT TYPE

Reference Informations:

- *Material: Pin: Brass/Gold over Nickel
Insulator: Nylon 6T, UL94V-0
- *Mates with CJT A2541 series dual row Housing
Optional Gold plating available but MOQ requested
- *Color: Black

Ordering Information:
A2541WV-S-F-2xXP - *** - *** - ***

- Part No.
- Size(H):
(blank): 2.54mm
H15: 1.50mm
H17: 1.70mm
H20: 2.00mm
H30: 3.00mm
- Material:
(blank): Nylon 6T, UL94V-0
GWT: Nylon 6T, UL94V-0, GWT 750°C
- Finish:
(blank): Gold-flash
G15: 15µm (0.38µm) MIN. Select Gold (Mating Area)
100µm (2.54µm) MIN. Select Tin
G30: 30µm (0.76µm) MIN. Select Gold (Mating Area)
100µm (2.54µm) MIN. Select Tin
T: Tin over Nickel



P.C.B LAYOUT

Ordering Information & Dimensions:

| PART NO. | Dimensions | | PART NO. | Dimensions | |
|----------|------------|-------|----------|------------|--------|
| | A | B | | A | B |
| 2x2P | 2.54 | 5.08 | 2x22P | 53.34 | 55.88 |
| 2x3P | 5.08 | 7.62 | 2x23P | 55.88 | 58.42 |
| 2x4P | 7.62 | 10.16 | 2x24P | 58.42 | 60.96 |
| 2x5P | 10.16 | 12.70 | 2x25P | 60.96 | 63.50 |
| 2x6P | 12.70 | 15.24 | 2x26P | 63.50 | 66.04 |
| 2x7P | 15.24 | 17.78 | 2x27P | 66.04 | 68.58 |
| 2x8P | 17.78 | 20.32 | 2x28P | 68.58 | 71.12 |
| 2x9P | 20.32 | 22.86 | 2x29P | 71.12 | 73.66 |
| 2x10P | 22.86 | 25.40 | 2x30P | 73.66 | 76.20 |
| 2x11P | 25.40 | 27.94 | 2x31P | 76.20 | 78.74 |
| 2x12P | 27.94 | 30.48 | 2x32P | 78.74 | 81.28 |
| 2x13P | 30.48 | 33.02 | 2x33P | 81.28 | 83.82 |
| 2x14P | 33.02 | 35.56 | 2x34P | 83.82 | 86.36 |
| 2x15P | 35.56 | 38.10 | 2x35P | 86.36 | 88.90 |
| 2x16P | 38.10 | 40.64 | 2x36P | 88.90 | 91.44 |
| 2x17P | 40.64 | 43.18 | 2x37P | 91.44 | 93.98 |
| 2x18P | 43.18 | 45.72 | 2x38P | 93.98 | 96.52 |
| 2x19P | 45.72 | 48.26 | 2x39P | 96.52 | 99.06 |
| 2x20P | 48.26 | 50.80 | 2x40P | 99.06 | 101.60 |
| 2x21P | 50.80 | 53.34 | | | |

Unit: mm

A2541WR-S-F-2xXP

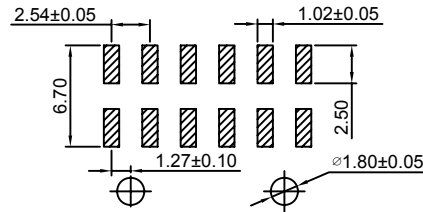
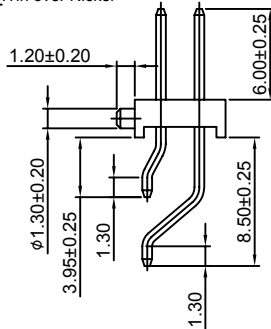
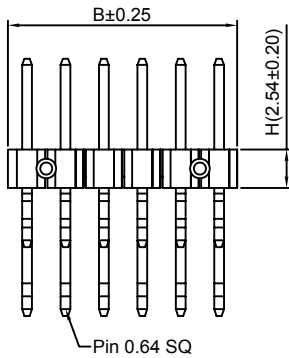
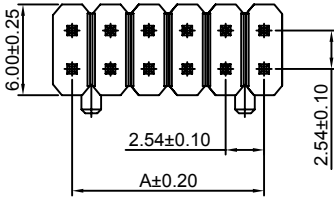
2.54mm Pitch 90° Dual Row Pin Header - SMT TYPE

Reference Informations:

- *Material: Pin: Brass/Gold over Nickel
Insulator: Nylon 6T, UL94V-0
- *Mates with CJT A2541 series dual row Housing
Optional Gold plating available but MOQ requested
- *Color: Black

Ordering Information:
A2541WR-S-F-2xXP - ^{***} - ^{***} - ^{***}
1 2 3 4

- Part No.
- Size(H):
(blank): 2.54mm
H15: 1.50mm
H17: 1.70mm
H20: 2.00mm
H30: 3.00mm
- Material:
(blank): Nylon 6T, UL94V-0
GWT: Nylon 6T, UL94V-0, GWT 750 °C
- Finish:
(blank): Gold-flash
G15: 15µin (0.38µm) MIN. Select Gold (Mating Area)
100µin (2.54µm) MIN. Select Tin
G30: 30µin (0.76µm) MIN. Select Gold (Mating Area)
100µin (2.54µm) MIN. Select Tin
T: Tin over Nickel



P.C.B LAYOUT

Ordering Information & Dimensions:

| PART NO. | Dimensions | | PART NO. | Dimensions | |
|----------|------------|-------|----------|------------|--------|
| | A | B | | A | B |
| 2x2P | 2.54 | 5.08 | 2x22P | 53.34 | 55.88 |
| 2x3P | 5.08 | 7.62 | 2x23P | 55.88 | 58.42 |
| 2x4P | 7.62 | 10.16 | 2x24P | 58.42 | 60.96 |
| 2x5P | 10.16 | 12.70 | 2x25P | 60.96 | 63.50 |
| 2x6P | 12.70 | 15.24 | 2x26P | 63.50 | 66.04 |
| 2x7P | 15.24 | 17.78 | 2x27P | 66.04 | 68.58 |
| 2x8P | 17.78 | 20.32 | 2x28P | 68.58 | 71.12 |
| 2x9P | 20.32 | 22.86 | 2x29P | 71.12 | 73.66 |
| 2x10P | 22.86 | 25.40 | 2x30P | 73.66 | 76.20 |
| 2x11P | 25.40 | 27.94 | 2x31P | 76.20 | 78.74 |
| 2x12P | 27.94 | 30.48 | 2x32P | 78.74 | 81.28 |
| 2x13P | 30.48 | 33.02 | 2x33P | 81.28 | 83.82 |
| 2x14P | 33.02 | 35.56 | 2x34P | 83.82 | 86.36 |
| 2x15P | 35.56 | 38.10 | 2x35P | 86.36 | 88.90 |
| 2x16P | 38.10 | 40.64 | 2x36P | 88.90 | 91.44 |
| 2x17P | 40.64 | 43.18 | 2x37P | 91.44 | 93.98 |
| 2x18P | 43.18 | 45.72 | 2x38P | 93.98 | 96.52 |
| 2x19P | 45.72 | 48.26 | 2x39P | 96.52 | 99.06 |
| 2x20P | 48.26 | 50.80 | 2x40P | 99.06 | 101.60 |
| 2x21P | 50.80 | 53.34 | | | |

Unit: mm

A2541WVA-S-2xXP

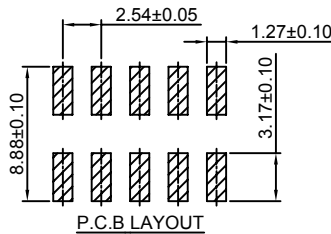
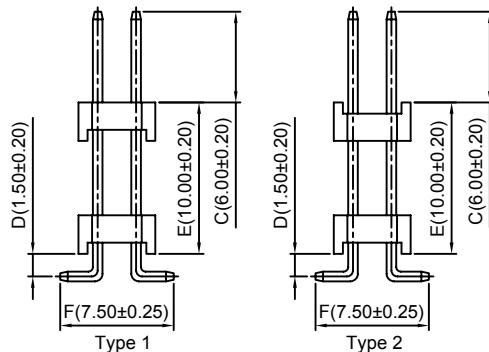
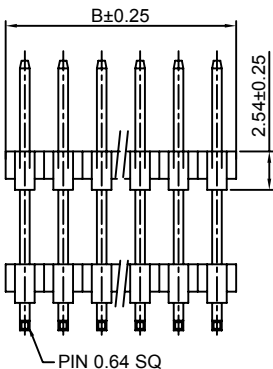
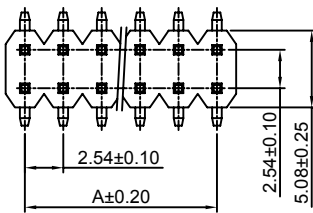
2.54mm Pitch 180° Dual Row Pin Header-SMT TYPE

Reference Informations:

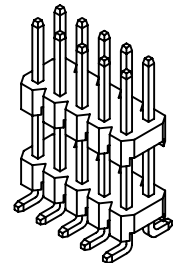
- *Material: Pin: Brass/Gold over Nickel
Insulator: Nylon 6T, UL94V-0
- *Mates with CJT A2541 series dual row Housing
Optional Gold plating available but MOQ requested
- *Color: Black

Ordering Information:
A2541WVA-S-2xXP - ^{*} - ^{***} - ^{***} - ^{***}
1 2 3 4 5

- Part No.
- Style:
(blank): Type 1
R: Type 2
- Size(H):
(blank): 2.54mm
H15: 1.50mm
H17: 1.70mm
H20: 2.00mm
H30: 3.00mm
- Material:
(blank): Nylon 6T, UL94V-0
GWT: Nylon 6T, UL94V-0, GWT 750 °C
- Finish:
(blank): Gold-flash
G15: 15µin (0.38µm) MIN. Select Gold (Mating Area)
100µin (2.54µm) MIN. Select Tin
G30: 30µin (0.76µm) MIN. Select Gold (Mating Area)
100µin (2.54µm) MIN. Select Tin
T: Tin over Nickel



P.C.B LAYOUT



Ordering Information & Dimensions:

| PART NO. | Dimensions | | PART NO. | Dimensions | |
|----------|------------|-------|----------|------------|--------|
| | A | B | | A | B |
| 2x2P | 2.54 | 5.08 | 2x22P | 53.34 | 55.88 |
| 2x3P | 5.08 | 7.62 | 2x23P | 55.88 | 58.42 |
| 2x4P | 7.62 | 10.16 | 2x24P | 58.42 | 60.96 |
| 2x5P | 10.16 | 12.70 | 2x25P | 60.96 | 63.50 |
| 2x6P | 12.70 | 15.24 | 2x26P | 63.50 | 66.04 |
| 2x7P | 15.24 | 17.78 | 2x27P | 66.04 | 68.58 |
| 2x8P | 17.78 | 20.32 | 2x28P | 68.58 | 71.12 |
| 2x9P | 20.32 | 22.86 | 2x29P | 71.12 | 73.66 |
| 2x10P | 22.86 | 25.40 | 2x30P | 73.66 | 76.20 |
| 2x11P | 25.40 | 27.94 | 2x31P | 76.20 | 78.74 |
| 2x12P | 27.94 | 30.48 | 2x32P | 78.74 | 81.28 |
| 2x13P | 30.48 | 33.02 | 2x33P | 81.28 | 83.82 |
| 2x14P | 33.02 | 35.56 | 2x34P | 83.82 | 86.36 |
| 2x15P | 35.56 | 38.10 | 2x35P | 86.36 | 88.90 |
| 2x16P | 38.10 | 40.64 | 2x36P | 88.90 | 91.44 |
| 2x17P | 40.64 | 43.18 | 2x37P | 91.44 | 93.98 |
| 2x18P | 43.18 | 45.72 | 2x38P | 93.98 | 96.52 |
| 2x19P | 45.72 | 48.26 | 2x39P | 96.52 | 99.06 |
| 2x20P | 48.26 | 50.80 | 2x40P | 99.06 | 101.60 |
| 2x21P | 50.80 | 53.34 | | | |

Unit: mm

A2541WVA-S-F-2xXP

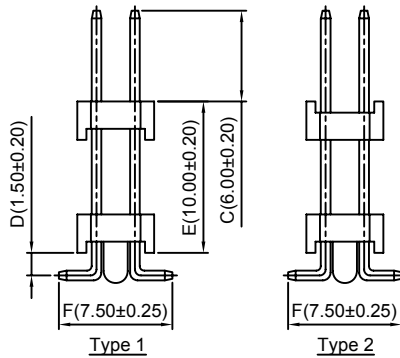
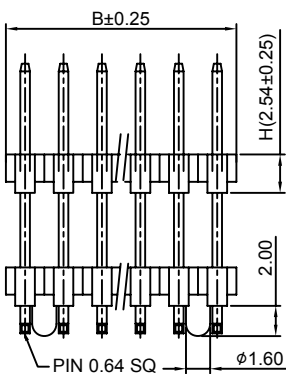
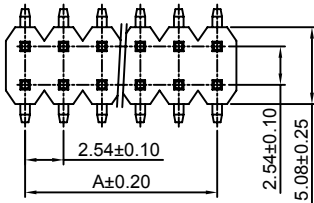
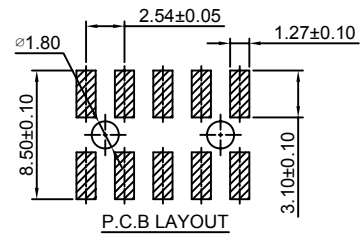
2.54mm Pitch 180° Daul Row Pin Header-SMT TYPE

Reference Informations:

- *Material: Pin: Brass/Gold over Nickel
Insulator: Nylon 6T, UL94V-0
- *Mates with CJT A2541 series dual row Housing
Optional Gold plating available but MOQ requested
- *Color: Black

Ordering Information:
A2541WVA-S-F-2xXP - $\frac{1}{2} - \frac{***}{3} - \frac{***}{4} - \frac{***}{5}$

1. Part No.
2. Style:
(blank): Type 1
B: Type 2
3. Size(H):
(blank): 2.54mm
H15: 1.50mm
H17: 1.70mm
H20: 2.00mm
H30: 3.00mm
4. Material:
(blank): Nylon 6T, UL94V-0
GWT: Nylon 6T, UL94V-0, GWT 750 °C
5. Finish:
(blank): Gold-flash
G15: 15µm (0.38µm) MIN. Select Gold(Mating Area)
100µm (2.54µm) MIN. Select Tin
G30: 30µm (0.76µm) MIN. Select Gold(Mating Area)
100µm (2.54µm) MIN. Select Tin
T: Tin over Nickel



Ordering Information & Dimensions:

| PART NO. | Dimensions | | PART NO. | Dimensions | |
|----------|------------|-------|----------|------------|--------|
| | A | B | | A | B |
| 2x2P | 2.54 | 5.08 | 2x22P | 53.34 | 55.88 |
| 2x3P | 5.08 | 7.62 | 2x23P | 55.88 | 58.42 |
| 2x4P | 7.62 | 10.16 | 2x24P | 58.42 | 60.96 |
| 2x5P | 10.16 | 12.70 | 2x25P | 60.96 | 63.50 |
| 2x6P | 12.70 | 15.24 | 2x26P | 63.50 | 66.04 |
| 2x7P | 15.24 | 17.78 | 2x27P | 66.04 | 68.58 |
| 2x8P | 17.78 | 20.32 | 2x28P | 68.58 | 71.12 |
| 2x9P | 20.32 | 22.86 | 2x29P | 71.12 | 73.66 |
| 2x10P | 22.86 | 25.40 | 2x30P | 73.66 | 76.20 |
| 2x11P | 25.40 | 27.94 | 2x31P | 76.20 | 78.74 |
| 2x12P | 27.94 | 30.48 | 2x32P | 78.74 | 81.28 |
| 2x13P | 30.48 | 33.02 | 2x33P | 81.28 | 83.82 |
| 2x14P | 33.02 | 35.56 | 2x34P | 83.82 | 86.36 |
| 2x15P | 35.56 | 38.10 | 2x35P | 86.36 | 88.90 |
| 2x16P | 38.10 | 40.64 | 2x36P | 88.90 | 91.44 |
| 2x17P | 40.64 | 43.18 | 2x37P | 91.44 | 93.98 |
| 2x18P | 43.18 | 45.72 | 2x38P | 93.98 | 96.52 |
| 2x19P | 45.72 | 48.26 | 2x39P | 96.52 | 99.06 |
| 2x20P | 48.26 | 50.80 | 2x40P | 99.06 | 101.60 |
| 2x21P | 50.80 | 53.34 | | | |

Unit: mm

A2541WV-2xXP-H43

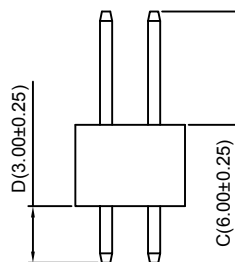
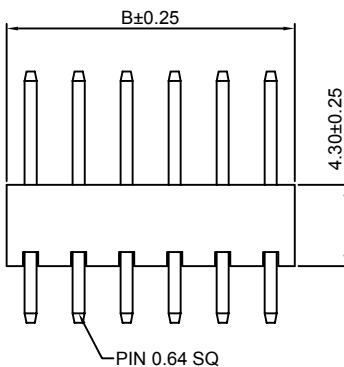
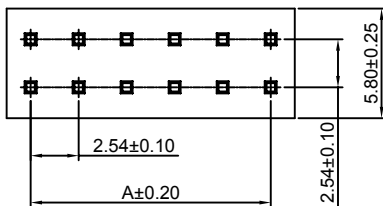
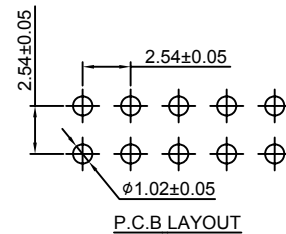
2.54mm Pitch 180° Daul Row Pin Header

Reference Informations:

- *Material: Pin: Brass/Gold over Nickel
Insulator: PBT, UL94V-0
- *Mates with CJT A2541 series dual row Housing
Optional Gold plating available but MOQ requested
- *Color: Black

Ordering Information:
A2541WV-2xXP-H43 - $\frac{***}{2} - \frac{***}{3}$

1. Part No.
2. Material:
(blank): PBT, UL94V-0
6T: Nylon 6T, UL94V-0
GWT: Nylon 6T, UL94V-0, GWT 750 °C
3. Finish:
(blank): Gold-flash
G15: 15µm (0.38µm) MIN. Select Gold(Mating Area)
100µm (2.54µm) MIN. Select Tin
G30: 30µm (0.76µm) MIN. Select Gold(Mating Area)
100µm (2.54µm) MIN. Select Tin
T: Tin over Nickel



Ordering Information & Dimensions:

| PART NO. | Dimensions | | PART NO. | Dimensions | |
|----------|------------|-------|----------|------------|--------|
| | A | B | | A | B |
| 2x2P | 2.54 | 5.08 | 2x22P | 53.34 | 55.88 |
| 2x3P | 5.08 | 7.62 | 2x23P | 55.88 | 58.42 |
| 2x4P | 7.62 | 10.16 | 2x24P | 58.42 | 60.96 |
| 2x5P | 10.16 | 12.70 | 2x25P | 60.96 | 63.50 |
| 2x6P | 12.70 | 15.24 | 2x26P | 63.50 | 66.04 |
| 2x7P | 15.24 | 17.78 | 2x27P | 66.04 | 68.58 |
| 2x8P | 17.78 | 20.32 | 2x28P | 68.58 | 71.12 |
| 2x9P | 20.32 | 22.86 | 2x29P | 71.12 | 73.66 |
| 2x10P | 22.86 | 25.40 | 2x30P | 73.66 | 76.20 |
| 2x11P | 25.40 | 27.94 | 2x31P | 76.20 | 78.74 |
| 2x12P | 27.94 | 30.48 | 2x32P | 78.74 | 81.28 |
| 2x13P | 30.48 | 33.02 | 2x33P | 81.28 | 83.82 |
| 2x14P | 33.02 | 35.56 | 2x34P | 83.82 | 86.36 |
| 2x15P | 35.56 | 38.10 | 2x35P | 86.36 | 88.90 |
| 2x16P | 38.10 | 40.64 | 2x36P | 88.90 | 91.44 |
| 2x17P | 40.64 | 43.18 | 2x37P | 91.44 | 93.98 |
| 2x18P | 43.18 | 45.72 | 2x38P | 93.98 | 96.52 |
| 2x19P | 45.72 | 48.26 | 2x39P | 96.52 | 99.06 |
| 2x20P | 48.26 | 50.80 | 2x40P | 99.06 | 101.60 |
| 2x21P | 50.80 | 53.34 | | | |

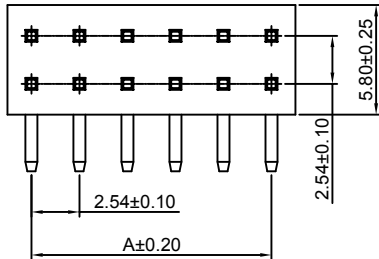
Unit: mm

A2541WR-2xXP-H43

2.54mm Pitch 90° Daul Row Pin Header

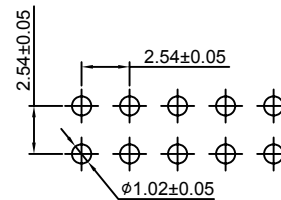
Reference Informations:

- *Material:Pin:Brass/Gold over Nickel
Insulator:PBT,UL94V-0
- *Mates with CJT A2541 series dual row Housing
Optional Gold plating available but MOQ requested
- *Color:Black



Ordering Information:
A2541WR-2xXP-H43 - *** - ***
1 2 3

- Part No.
- Material:
(blank):PBT,UL94V-0
6T:Nylon 6T,UL94V-0
GWT:Nylon 6T,UL94V-0,GWT 750 °C
- Finish:
(blank):Gold-flash
G15:15µin (0.38µm) MIN.Select Gold(Mating Area)
100µin (2.54µm) MIN.Select Tin
G30:30µin (0.76µm) MIN.Select Gold(Mating Area)
100µin (2.54µm) MIN.Select Tin
I:Tin over Nickel

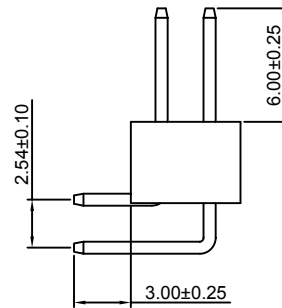
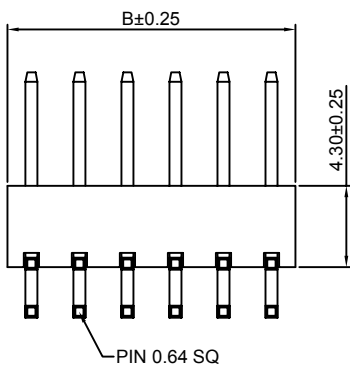


P.C.B LAYOUT

Ordering Information & Dimensions:

| PART NO. | Dimensions | | PART NO. | Dimensions | |
|----------|------------|-------|----------|------------|--------|
| | A | B | | A | B |
| 2x2P | 2.54 | 5.08 | 2x22P | 53.34 | 55.88 |
| 2x3P | 5.08 | 7.62 | 2x23P | 55.88 | 58.42 |
| 2x4P | 7.62 | 10.16 | 2x24P | 58.42 | 60.96 |
| 2x5P | 10.16 | 12.70 | 2x25P | 60.96 | 63.50 |
| 2x6P | 12.70 | 15.24 | 2x26P | 63.50 | 66.04 |
| 2x7P | 15.24 | 17.78 | 2x27P | 66.04 | 68.58 |
| 2x8P | 17.78 | 20.32 | 2x28P | 68.58 | 71.12 |
| 2x9P | 20.32 | 22.86 | 2x29P | 71.12 | 73.66 |
| 2x10P | 22.86 | 25.40 | 2x30P | 73.66 | 76.20 |
| 2x11P | 25.40 | 27.94 | 2x31P | 76.20 | 78.74 |
| 2x12P | 27.94 | 30.48 | 2x32P | 78.74 | 81.28 |
| 2x13P | 30.48 | 33.02 | 2x33P | 81.28 | 83.82 |
| 2x14P | 33.02 | 35.56 | 2x34P | 83.82 | 86.36 |
| 2x15P | 35.56 | 38.10 | 2x35P | 86.36 | 88.90 |
| 2x16P | 38.10 | 40.64 | 2x36P | 88.90 | 91.44 |
| 2x17P | 40.64 | 43.18 | 2x37P | 91.44 | 93.98 |
| 2x18P | 43.18 | 45.72 | 2x38P | 93.98 | 96.52 |
| 2x19P | 45.72 | 48.26 | 2x39P | 96.52 | 99.06 |
| 2x20P | 48.26 | 50.80 | 2x40P | 99.06 | 101.60 |
| 2x21P | 50.80 | 53.34 | | | |

Unit: mm

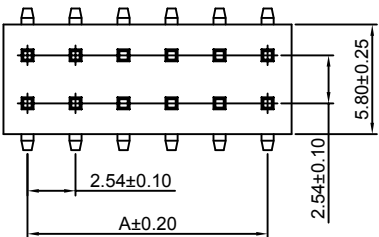


A2541WV-S-2xXP-H43

2.54mm Pitch 180° Daul Row Pin Header-SMT TYPE

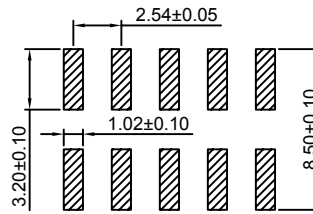
Reference Informations:

- *Material:Pin:Brass/Gold over Nickel
Insulator:Nylon 6T ,UL94V-0
- *Mates with CJT A2541 series dual row Housing
Optional Gold plating available but MOQ requested
- *Color:Black



Ordering Information:
A2541WV-S-2xXP-H43 - *** - ***
1 2 3

- Part No.
- Material:
(blank):PBT,UL94V-0
6T:Nylon 6T,UL94V-0
GWT:Nylon 6T,UL94V-0,GWT 750 °C
- Finish:
(blank):Gold-flash
G15:15µin (0.38µm) MIN.Select Gold(Mating Area)
100µin (2.54µm) MIN.Select Tin
G30:30µin (0.76µm) MIN.Select Gold(Mating Area)
100µin (2.54µm) MIN.Select Tin
I:Tin over Nickel

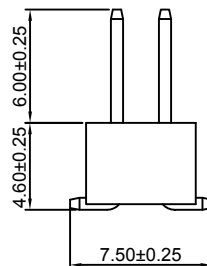
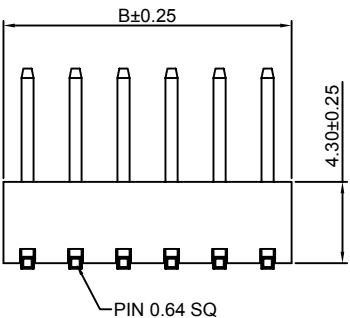


P.C.B LAYOUT

Ordering Information & Dimensions:

| PART NO. | Dimensions | | PART NO. | Dimensions | |
|----------|------------|-------|----------|------------|--------|
| | A | B | | A | B |
| 2x2P | 2.54 | 5.08 | 2x22P | 53.34 | 55.88 |
| 2x3P | 5.08 | 7.62 | 2x23P | 55.88 | 58.42 |
| 2x4P | 7.62 | 10.16 | 2x24P | 58.42 | 60.96 |
| 2x5P | 10.16 | 12.70 | 2x25P | 60.96 | 63.50 |
| 2x6P | 12.70 | 15.24 | 2x26P | 63.50 | 66.04 |
| 2x7P | 15.24 | 17.78 | 2x27P | 66.04 | 68.58 |
| 2x8P | 17.78 | 20.32 | 2x28P | 68.58 | 71.12 |
| 2x9P | 20.32 | 22.86 | 2x29P | 71.12 | 73.66 |
| 2x10P | 22.86 | 25.40 | 2x30P | 73.66 | 76.20 |
| 2x11P | 25.40 | 27.94 | 2x31P | 76.20 | 78.74 |
| 2x12P | 27.94 | 30.48 | 2x32P | 78.74 | 81.28 |
| 2x13P | 30.48 | 33.02 | 2x33P | 81.28 | 83.82 |
| 2x14P | 33.02 | 35.56 | 2x34P | 83.82 | 86.36 |
| 2x15P | 35.56 | 38.10 | 2x35P | 86.36 | 88.90 |
| 2x16P | 38.10 | 40.64 | 2x36P | 88.90 | 91.44 |
| 2x17P | 40.64 | 43.18 | 2x37P | 91.44 | 93.98 |
| 2x18P | 43.18 | 45.72 | 2x38P | 93.98 | 96.52 |
| 2x19P | 45.72 | 48.26 | 2x39P | 96.52 | 99.06 |
| 2x20P | 48.26 | 50.80 | 2x40P | 99.06 | 101.60 |
| 2x21P | 50.80 | 53.34 | | | |

Unit: mm

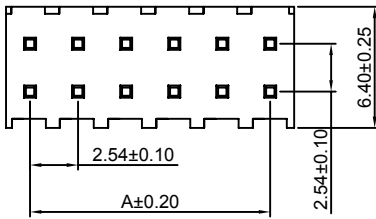
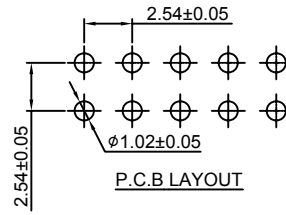


A2541WV-2xXP-H74

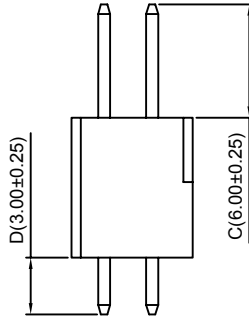
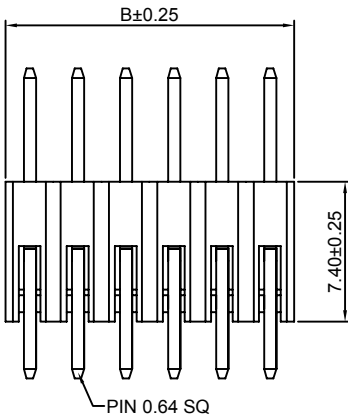
2.54mm Pitch 180° Daul Row Pin Header

Reference Informations:

- *Material: Pin: Brass/Gold over Nickel
Insulator: PBT, UL94V-0
- *Mates with CJT A2541 series dual row Housing
Optional Gold plating available but MOQ requested
- *Color: Black



Ordering Information:
A2541WV-2xXP-H74 - *** - ***
1. Part No.
2. Material:
(blank): PBT, UL94V-0
6T: Nylon 6T, UL94V-0
GWT: Nylon 6T, UL94V-0, GWT 750 °C
3. Finish:
(blank): Gold-flash
G15: 15µin (0.38µm) MIN. Select Gold (Mating Area)
100µin (2.54µm) MIN. Select Tin
G30: 30µin (0.76µm) MIN. Select Gold (Mating Area)
100µin (2.54µm) MIN. Select Tin
T: Tin over Nickel



Ordering Information & Dimensions:

| PART NO. | Dimensions | | PART NO. | Dimensions | |
|----------|------------|-------|----------|------------|--------|
| | A | B | | A | B |
| 2x2P | 2.54 | 5.08 | 2x22P | 53.34 | 55.88 |
| 2x3P | 5.08 | 7.62 | 2x23P | 55.88 | 58.42 |
| 2x4P | 7.62 | 10.16 | 2x24P | 58.42 | 60.96 |
| 2x5P | 10.16 | 12.70 | 2x25P | 60.96 | 63.50 |
| 2x6P | 12.70 | 15.24 | 2x26P | 63.50 | 66.04 |
| 2x7P | 15.24 | 17.78 | 2x27P | 66.04 | 68.58 |
| 2x8P | 17.78 | 20.32 | 2x28P | 68.58 | 71.12 |
| 2x9P | 20.32 | 22.86 | 2x29P | 71.12 | 73.66 |
| 2x10P | 22.86 | 25.40 | 2x30P | 73.66 | 76.20 |
| 2x11P | 25.40 | 27.94 | 2x31P | 76.20 | 78.74 |
| 2x12P | 27.94 | 30.48 | 2x32P | 78.74 | 81.28 |
| 2x13P | 30.48 | 33.02 | 2x33P | 81.28 | 83.82 |
| 2x14P | 33.02 | 35.56 | 2x34P | 83.82 | 86.36 |
| 2x15P | 35.56 | 38.10 | 2x35P | 86.36 | 88.90 |
| 2x16P | 38.10 | 40.64 | 2x36P | 88.90 | 91.44 |
| 2x17P | 40.64 | 43.18 | 2x37P | 91.44 | 93.98 |
| 2x18P | 43.18 | 45.72 | 2x38P | 93.98 | 96.52 |
| 2x19P | 45.72 | 48.26 | 2x39P | 96.52 | 99.06 |
| 2x20P | 48.26 | 50.80 | 2x40P | 99.06 | 101.60 |
| 2x21P | 50.80 | 53.34 | | | |

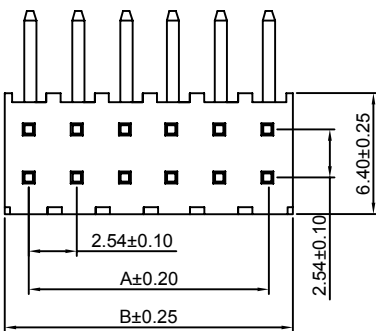
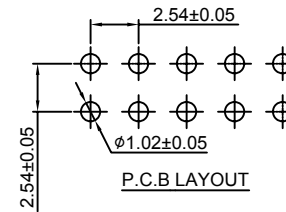
Unit: mm

A2541WR-2xXP-H74

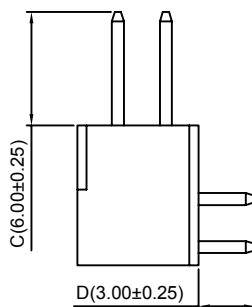
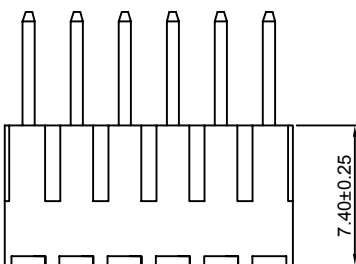
2.54mm Pitch 90° Daul Row Pin Header

Reference Informations:

- *Material: Pin: Brass/Gold over Nickel
Insulator: PBT, UL94V-0
- *Mates with CJT A2541 series dual row Housing
Optional Gold plating available but MOQ requested
- *Color: Black



Ordering Information:
A2541WR-2xXP-H74 - *** - ***
1. Part No.
2. Material:
(blank): PBT, UL94V-0
6T: Nylon 6T, UL94V-0
GWT: Nylon 6T, UL94V-0, GWT 750 °C
3. Finish:
(blank): Gold-flash
G15: 15µin (0.38µm) MIN. Select Gold (Mating Area)
100µin (2.54µm) MIN. Select Tin
G30: 30µin (0.76µm) MIN. Select Gold (Mating Area)
100µin (2.54µm) MIN. Select Tin
T: Tin over Nickel



Ordering Information & Dimensions:

| PART NO. | Dimensions | | PART NO. | Dimensions | |
|----------|------------|-------|----------|------------|--------|
| | A | B | | A | B |
| 2x2P | 2.54 | 5.08 | 2x22P | 53.34 | 55.88 |
| 2x3P | 5.08 | 7.62 | 2x23P | 55.88 | 58.42 |
| 2x4P | 7.62 | 10.16 | 2x24P | 58.42 | 60.96 |
| 2x5P | 10.16 | 12.70 | 2x25P | 60.96 | 63.50 |
| 2x6P | 12.70 | 15.24 | 2x26P | 63.50 | 66.04 |
| 2x7P | 15.24 | 17.78 | 2x27P | 66.04 | 68.58 |
| 2x8P | 17.78 | 20.32 | 2x28P | 68.58 | 71.12 |
| 2x9P | 20.32 | 22.86 | 2x29P | 71.12 | 73.66 |
| 2x10P | 22.86 | 25.40 | 2x30P | 73.66 | 76.20 |
| 2x11P | 25.40 | 27.94 | 2x31P | 76.20 | 78.74 |
| 2x12P | 27.94 | 30.48 | 2x32P | 78.74 | 81.28 |
| 2x13P | 30.48 | 33.02 | 2x33P | 81.28 | 83.82 |
| 2x14P | 33.02 | 35.56 | 2x34P | 83.82 | 86.36 |
| 2x15P | 35.56 | 38.10 | 2x35P | 86.36 | 88.90 |
| 2x16P | 38.10 | 40.64 | 2x36P | 88.90 | 91.44 |
| 2x17P | 40.64 | 43.18 | 2x37P | 91.44 | 93.98 |
| 2x18P | 43.18 | 45.72 | 2x38P | 93.98 | 96.52 |
| 2x19P | 45.72 | 48.26 | 2x39P | 96.52 | 99.06 |
| 2x20P | 48.26 | 50.80 | 2x40P | 99.06 | 101.60 |
| 2x21P | 50.80 | 53.34 | | | |

Unit: mm

A2541WVA-2xXP-H

2.54mm Pitch 180° Daul Row Pin Header

Reference Informations:

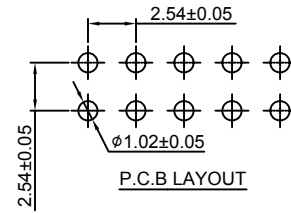
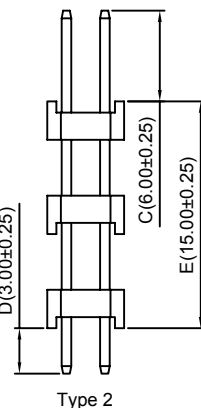
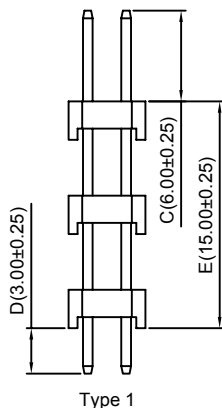
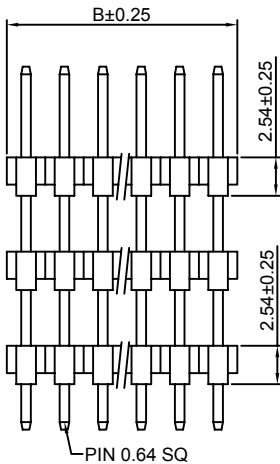
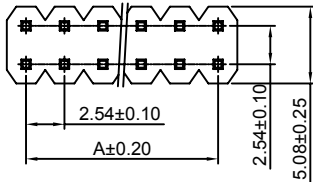
*Material: Pin: Brass/Gold over Nickel
Insulator: PBT, UL94V-0

*Mates with CJT A2541 series dual row Housing
Optional Gold plating available but MOQ requested

*Color: Black

Ordering Information:
A2541WVA-2xXP-H - ¹ - ² - ³ - ⁴

1. Part No.
2. Style:
(blank): Type 1
R: Type 2
3. Material:
(blank): PBT, UL94V-0
6T: Nylon 6T, UL94V-0
GWT: Nylon 6T, UL94V-0, GWT 750 °C
4. Finish:
(blank): Gold-flash
G15: 15µin (0.38µm) MIN. Select Gold (Mating Area)
100µin (2.54µm) MIN. Select Tin
G30: 30µin (0.76µm) MIN. Select Gold (Mating Area)
100µin (2.54µm) MIN. Select Tin
T: Tin over Nickel



Ordering Information & Dimensions:

| PART NO. | Dimensions | | PART NO. | Dimensions | |
|----------|------------|-------|----------|------------|--------|
| | A | B | | A | B |
| 2x2P | 2.54 | 5.08 | 2x22P | 53.34 | 55.88 |
| 2x3P | 5.08 | 7.62 | 2x23P | 55.88 | 58.42 |
| 2x4P | 7.62 | 10.16 | 2x24P | 58.42 | 60.96 |
| 2x5P | 10.16 | 12.70 | 2x25P | 60.96 | 63.50 |
| 2x6P | 12.70 | 15.24 | 2x26P | 63.50 | 66.04 |
| 2x7P | 15.24 | 17.78 | 2x27P | 66.04 | 68.58 |
| 2x8P | 17.78 | 20.32 | 2x28P | 68.58 | 71.12 |
| 2x9P | 20.32 | 22.86 | 2x29P | 71.12 | 73.66 |
| 2x10P | 22.86 | 25.40 | 2x30P | 73.66 | 76.20 |
| 2x11P | 25.40 | 27.94 | 2x31P | 76.20 | 78.74 |
| 2x12P | 27.94 | 30.48 | 2x32P | 78.74 | 81.28 |
| 2x13P | 30.48 | 33.02 | 2x33P | 81.28 | 83.82 |
| 2x14P | 33.02 | 35.56 | 2x34P | 83.82 | 86.36 |
| 2x15P | 35.56 | 38.10 | 2x35P | 86.36 | 88.90 |
| 2x16P | 38.10 | 40.64 | 2x36P | 88.90 | 91.44 |
| 2x17P | 40.64 | 43.18 | 2x37P | 91.44 | 93.98 |
| 2x18P | 43.18 | 45.72 | 2x38P | 93.98 | 96.52 |
| 2x19P | 45.72 | 48.26 | 2x39P | 96.52 | 99.06 |
| 2x20P | 48.26 | 50.80 | 2x40P | 99.06 | 101.60 |
| 2x21P | 50.80 | 53.34 | | | |

Unit: mm

A2541WRA-2xXP-D

2.54mm Pitch 90° Daul Row Pin Header

Reference Informations:

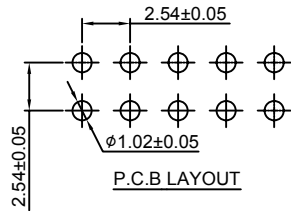
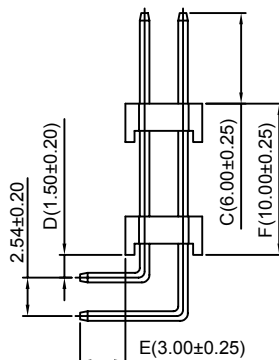
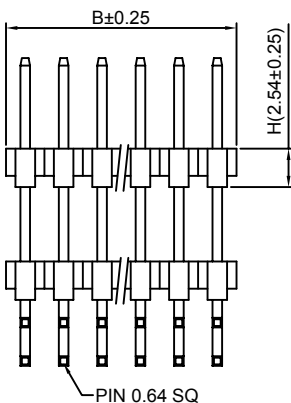
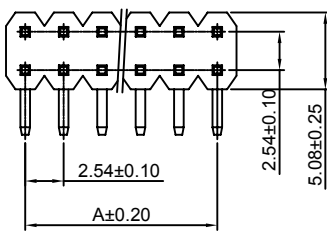
*Material: Pin: Brass/Gold over Nickel
Insulator: PBT, UL94V-0

*Mates with CJT A2541 series dual row Housing
Optional Gold plating available but MOQ requested

*Color: Black

Ordering Information:
A2541WRA-2xXP-D - ¹ - ² - ³ - ⁴

1. Part No.
2. Size (H):
(blank): 2.54mm
H15: 1.50mm
H17: 1.70mm
H20: 2.00mm
H30: 3.00mm
3. Material:
(blank): PBT, UL94V-0
6T: Nylon 6T, UL94V-0
GWT: Nylon 6T, UL94V-0, GWT 750 °C
4. Finish:
(blank): Gold-flash
G15: 15µin (0.38µm) MIN. Select Gold (Mating Area)
100µin (2.54µm) MIN. Select Tin
G30: 30µin (0.76µm) MIN. Select Gold (Mating Area)
100µin (2.54µm) MIN. Select Tin
T: Tin over Nickel



Ordering Information & Dimensions:

| PART NO. | Dimensions | | PART NO. | Dimensions | |
|----------|------------|-------|----------|------------|--------|
| | A | B | | A | B |
| 2x2P | 2.54 | 5.08 | 2x22P | 53.34 | 55.88 |
| 2x3P | 5.08 | 7.62 | 2x23P | 55.88 | 58.42 |
| 2x4P | 7.62 | 10.16 | 2x24P | 58.42 | 60.96 |
| 2x5P | 10.16 | 12.70 | 2x25P | 60.96 | 63.50 |
| 2x6P | 12.70 | 15.24 | 2x26P | 63.50 | 66.04 |
| 2x7P | 15.24 | 17.78 | 2x27P | 66.04 | 68.58 |
| 2x8P | 17.78 | 20.32 | 2x28P | 68.58 | 71.12 |
| 2x9P | 20.32 | 22.86 | 2x29P | 71.12 | 73.66 |
| 2x10P | 22.86 | 25.40 | 2x30P | 73.66 | 76.20 |
| 2x11P | 25.40 | 27.94 | 2x31P | 76.20 | 78.74 |
| 2x12P | 27.94 | 30.48 | 2x32P | 78.74 | 81.28 |
| 2x13P | 30.48 | 33.02 | 2x33P | 81.28 | 83.82 |
| 2x14P | 33.02 | 35.56 | 2x34P | 83.82 | 86.36 |
| 2x15P | 35.56 | 38.10 | 2x35P | 86.36 | 88.90 |
| 2x16P | 38.10 | 40.64 | 2x36P | 88.90 | 91.44 |
| 2x17P | 40.64 | 43.18 | 2x37P | 91.44 | 93.98 |
| 2x18P | 43.18 | 45.72 | 2x38P | 93.98 | 96.52 |
| 2x19P | 45.72 | 48.26 | 2x39P | 96.52 | 99.06 |
| 2x20P | 48.26 | 50.80 | 2x40P | 99.06 | 101.60 |
| 2x21P | 50.80 | 53.34 | | | |

Unit: mm

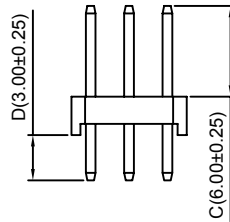
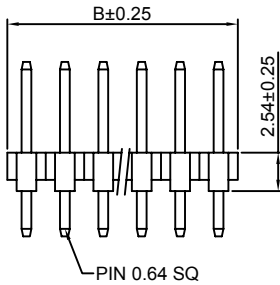
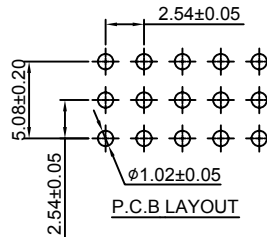
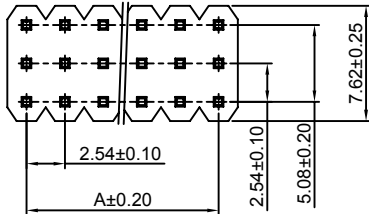
A2541WV-3xXP

2.54mm Pitch 180° Triple Row Pin Header

Reference Informations:

- *Material: Pin: Brass/Gold over Nickel
Insulator: PBT, UL94V-0
- *Mates with CJT A2541 series triple row Female Header
- *Optional Gold plating available but MOQ requested
- *Color: Black

Ordering Information:
A2541WV-3xXP - *** - ***
 1 2 3
 1. Part No.
 2. Material:
 (blank): PBT, UL94V-0
 6T: Nylon 6T, UL94V-0
 GWT: Nylon 6T, UL94V-0, GWT 750 °C
 3. Finish:
 (blank): Gold-flash
 G15: 15µin (0.38µm) MIN. Select Gold (Mating Area)
 100µin (2.54µm) MIN. Select Tin
 G30: 30µin (0.76µm) MIN. Select Gold (Mating Area)
 100µin (2.54µm) MIN. Select Tin
 T: Tin over Nickel



Ordering Information & Dimensions:

| PART NO. | Dimensions | | PART NO. | Dimensions | |
|----------|------------|-------|----------|------------|--------|
| | A | B | | A | B |
| 3x2P | 2.54 | 5.08 | 3x22P | 53.34 | 55.88 |
| 3x3P | 5.08 | 7.62 | 3x23P | 55.88 | 58.42 |
| 3x4P | 7.62 | 10.16 | 3x24P | 58.42 | 60.96 |
| 3x5P | 10.16 | 12.70 | 3x25P | 60.96 | 63.50 |
| 3x6P | 12.70 | 15.24 | 3x26P | 63.50 | 66.04 |
| 3x7P | 15.24 | 17.78 | 3x27P | 66.04 | 68.58 |
| 3x8P | 17.78 | 20.32 | 3x28P | 68.58 | 71.12 |
| 3x9P | 20.32 | 22.86 | 3x29P | 71.12 | 73.66 |
| 3x10P | 22.86 | 25.40 | 3x30P | 73.66 | 76.20 |
| 3x11P | 25.40 | 27.94 | 3x31P | 76.20 | 78.74 |
| 3x12P | 27.94 | 30.48 | 3x32P | 78.74 | 81.28 |
| 3x13P | 30.48 | 33.02 | 3x33P | 81.28 | 83.82 |
| 3x14P | 33.02 | 35.56 | 3x34P | 83.82 | 86.36 |
| 3x15P | 35.56 | 38.10 | 3x35P | 86.36 | 88.90 |
| 3x16P | 38.10 | 40.64 | 3x36P | 88.90 | 91.44 |
| 3x17P | 40.64 | 43.18 | 3x37P | 91.44 | 93.98 |
| 3x18P | 43.18 | 45.72 | 3x38P | 93.98 | 96.52 |
| 3x19P | 45.72 | 48.26 | 3x39P | 96.52 | 99.06 |
| 3x20P | 48.26 | 50.80 | 3x40P | 99.06 | 101.60 |
| 3x21P | 50.80 | 53.34 | | | |

Unit: mm

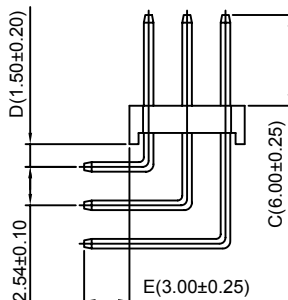
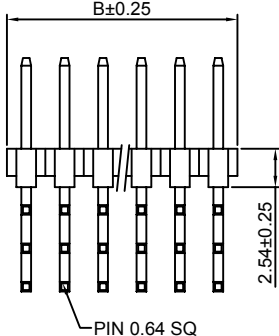
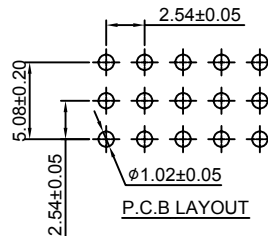
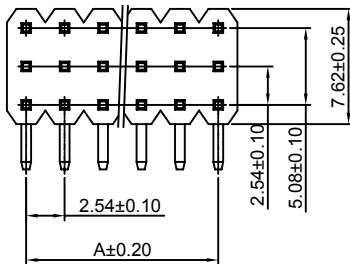
A2541WR-3xXP

2.54mm Pitch 90° Triple Row Pin Header

Reference Informations:

- *Material: Pin: Brass/Gold over Nickel
Insulator: PBT, UL94V-0
- *Mates with CJT A2541 series triple row Female Header
- *Optional Gold plating available but MOQ requested
- *Color: Black

Ordering Information:
A2541WR-3xXP - *** - ***
 1 2 3
 1. Part No.
 2. Material:
 (blank): PBT, UL94V-0
 6T: Nylon 6T, UL94V-0
 GWT: Nylon 6T, UL94V-0, GWT 750 °C
 3. Finish:
 (blank): Gold-flash
 G15: 15µin (0.38µm) MIN. Select Gold (Mating Area)
 100µin (2.54µm) MIN. Select Tin
 G30: 30µin (0.76µm) MIN. Select Gold (Mating Area)
 100µin (2.54µm) MIN. Select Tin
 T: Tin over Nickel



Ordering Information & Dimensions:

| PART NO. | Dimensions | | PART NO. | Dimensions | |
|----------|------------|-------|----------|------------|--------|
| | A | B | | A | B |
| 3x2P | 2.54 | 5.08 | 3x22P | 53.34 | 55.88 |
| 3x3P | 5.08 | 7.62 | 3x23P | 55.88 | 58.42 |
| 3x4P | 7.62 | 10.16 | 3x24P | 58.42 | 60.96 |
| 3x5P | 10.16 | 12.70 | 3x25P | 60.96 | 63.50 |
| 3x6P | 12.70 | 15.24 | 3x26P | 63.50 | 66.04 |
| 3x7P | 15.24 | 17.78 | 3x27P | 66.04 | 68.58 |
| 3x8P | 17.78 | 20.32 | 3x28P | 68.58 | 71.12 |
| 3x9P | 20.32 | 22.86 | 3x29P | 71.12 | 73.66 |
| 3x10P | 22.86 | 25.40 | 3x30P | 73.66 | 76.20 |
| 3x11P | 25.40 | 27.94 | 3x31P | 76.20 | 78.74 |
| 3x12P | 27.94 | 30.48 | 3x32P | 78.74 | 81.28 |
| 3x13P | 30.48 | 33.02 | 3x33P | 81.28 | 83.82 |
| 3x14P | 33.02 | 35.56 | 3x34P | 83.82 | 86.36 |
| 3x15P | 35.56 | 38.10 | 3x35P | 86.36 | 88.90 |
| 3x16P | 38.10 | 40.64 | 3x36P | 88.90 | 91.44 |
| 3x17P | 40.64 | 43.18 | 3x37P | 91.44 | 93.98 |
| 3x18P | 43.18 | 45.72 | 3x38P | 93.98 | 96.52 |
| 3x19P | 45.72 | 48.26 | 3x39P | 96.52 | 99.06 |
| 3x20P | 48.26 | 50.80 | 3x40P | 99.06 | 101.60 |
| 3x21P | 50.80 | 53.34 | | | |

Unit: mm

A2541WVA-3xXP — 2.54mm Pitch 180° Triple Row Pin Header

Reference Informations:

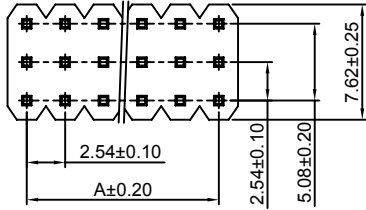
*Material: Pin: Brass/Gold over Nickel
Insulator: PBT, UL94V-0

*Mates with CJT A2541 series triple row Female Header

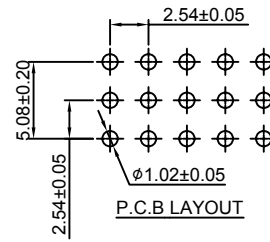
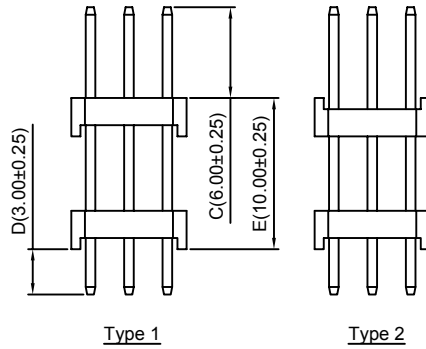
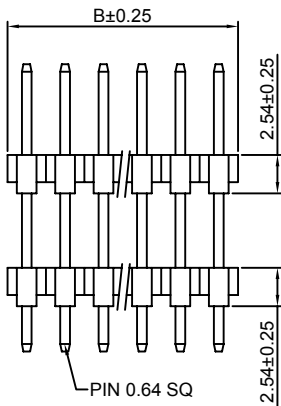
*Optional Gold plating available but MOQ requested

*Color: Black

Ordering Information:
A2541WVA-3xXP - * - *** - ***
1 2 3 4



1. Part No.
2. Style:
(blank): Type 1
R: Type 2
3. Material:
(blank): PBT, UL94V-0
6T: Nylon 6T, UL94V-0
GWT: Nylon 6T, UL94V-0, GWT 750 °C
4. Finish:
(blank): Gold-flash
G15: 15µin (0.38µm) MIN. Select Gold (Mating Area)
100µin (2.54µm) MIN. Select Tin
G30: 30µin (0.76µm) MIN. Select Gold (Mating Area)
100µin (2.54µm) MIN. Select Tin
I: Tin over Nickel



Ordering Information & Dimensions:

| PART NO. | Dimensions | | PART NO. | Dimensions | |
|----------|------------|-------|----------|------------|--------|
| | A | B | | A | B |
| 3x2P | 2.54 | 5.08 | 3x22P | 53.34 | 55.88 |
| 3x3P | 5.08 | 7.62 | 3x23P | 55.88 | 58.42 |
| 3x4P | 7.62 | 10.16 | 3x24P | 58.42 | 60.96 |
| 3x5P | 10.16 | 12.70 | 3x25P | 60.96 | 63.50 |
| 3x6P | 12.70 | 15.24 | 3x26P | 63.50 | 66.04 |
| 3x7P | 15.24 | 17.78 | 3x27P | 66.04 | 68.58 |
| 3x8P | 17.78 | 20.32 | 3x28P | 68.58 | 71.12 |
| 3x9P | 20.32 | 22.86 | 3x29P | 71.12 | 73.66 |
| 3x10P | 22.86 | 25.40 | 3x30P | 73.66 | 76.20 |
| 3x11P | 25.40 | 27.94 | 3x31P | 76.20 | 78.74 |
| 3x12P | 27.94 | 30.48 | 3x32P | 78.74 | 81.28 |
| 3x13P | 30.48 | 33.02 | 3x33P | 81.28 | 83.82 |
| 3x14P | 33.02 | 35.56 | 3x34P | 83.82 | 86.36 |
| 3x15P | 35.56 | 38.10 | 3x35P | 86.36 | 88.90 |
| 3x16P | 38.10 | 40.64 | 3x36P | 88.90 | 91.44 |
| 3x17P | 40.64 | 43.18 | 3x37P | 91.44 | 93.98 |
| 3x18P | 43.18 | 45.72 | 3x38P | 93.98 | 96.52 |
| 3x19P | 45.72 | 48.26 | 3x39P | 96.52 | 99.06 |
| 3x20P | 48.26 | 50.80 | 3x40P | 99.06 | 101.60 |
| 3x21P | 50.80 | 53.34 | | | |

Unit: mm

A2541HWV-XP

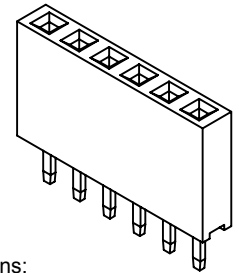
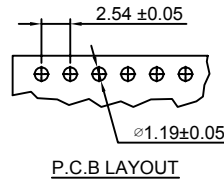
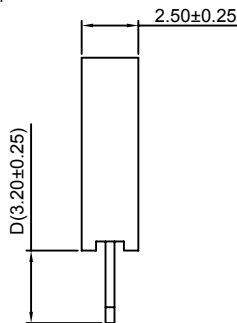
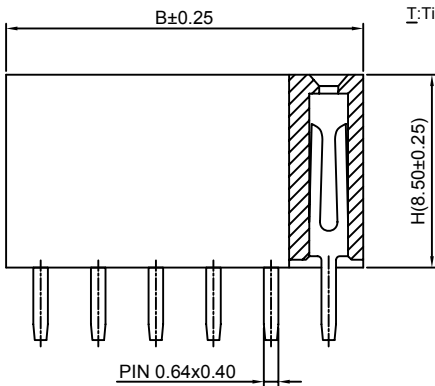
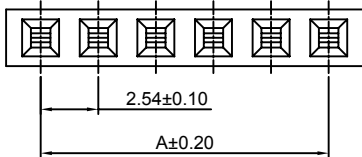
2.54mm Pitch 180° Single Row Female Header

Reference Informations:

- *Material: Pin: Brass/Gold over Nickel
Insulator: PBT15%GF, UL94V-0
- *Mates with CJT A2541 series Single row Pin Header
- *Color: Black

Ordering Information:
A2541HWV-XP - **** - *** - *** - ***
1 2 3 4 5

- Part No.
- Size(H):
(blank): 8.50mm
H71: 7.10mm
H57: 5.70mm
H50: 5.00mm
H35: 3.50mm(B:B-0.50mm)
H110: 11.00mm
- Size(D):
(blank): 3.20mm(H85,H71,H57,H50,H110)
D26: 2.60mm(H35)
D21: 2.10mm(H50)
- Material:
(blank): PBT, UL94V-0
6T: Nylon 6T, UL94V-0
GWT: Nylon 6T, UL94V-0, GWT 750°C
- Finish:
(blank): Gold-flash
G15: 15µin (0.38µm) MIN. Select Gold (Mating Area)
100µin (2.54µm) MIN. Select Tin
G30: 30µin (0.76µm) MIN. Select Gold (Mating Area)
100µin (2.54µm) MIN. Select Tin
I: Tin over Nickel



Ordering Information & Dimensions:

| PART NO. | Dimensions | | PART NO. | Dimensions | |
|----------|------------|-------|----------|------------|--------|
| | A | B | | A | B |
| 2P | 2.54 | 5.58 | 22P | 53.34 | 56.38 |
| 3P | 5.08 | 8.12 | 23P | 55.88 | 58.92 |
| 4P | 7.62 | 10.66 | 24P | 58.42 | 61.46 |
| 5P | 10.16 | 13.20 | 25P | 60.96 | 64.00 |
| 6P | 12.70 | 15.74 | 26P | 63.50 | 66.54 |
| 7P | 15.24 | 18.28 | 27P | 66.04 | 69.08 |
| 8P | 17.78 | 20.82 | 28P | 68.58 | 71.62 |
| 9P | 20.32 | 23.36 | 29P | 71.12 | 74.16 |
| 10P | 22.86 | 25.90 | 30P | 73.66 | 76.70 |
| 11P | 25.40 | 28.44 | 31P | 76.20 | 79.24 |
| 12P | 27.94 | 30.98 | 32P | 78.74 | 81.78 |
| 13P | 30.48 | 33.52 | 33P | 81.28 | 84.32 |
| 14P | 33.02 | 36.06 | 34P | 83.82 | 86.86 |
| 15P | 35.56 | 38.60 | 35P | 86.36 | 89.40 |
| 16P | 38.10 | 41.14 | 36P | 88.90 | 91.94 |
| 17P | 40.64 | 43.68 | 37P | 91.44 | 94.48 |
| 18P | 43.18 | 46.22 | 38P | 93.98 | 97.02 |
| 19P | 45.72 | 48.76 | 39P | 96.52 | 99.56 |
| 20P | 48.26 | 51.30 | 40P | 99.06 | 102.10 |
| 21P | 50.80 | 53.84 | | | |

Unit: mm

A2541HWR-XP

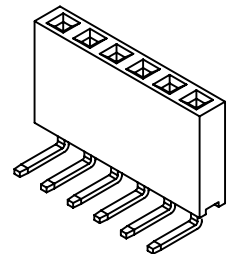
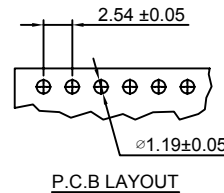
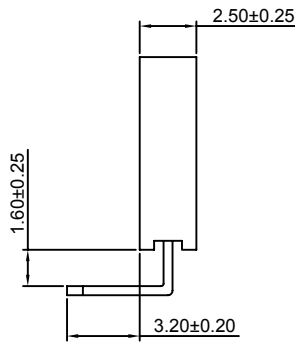
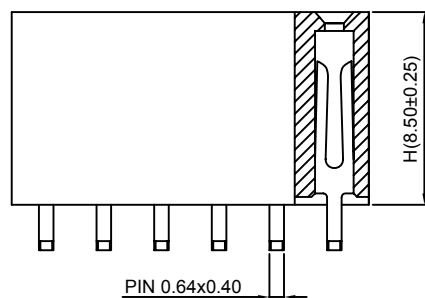
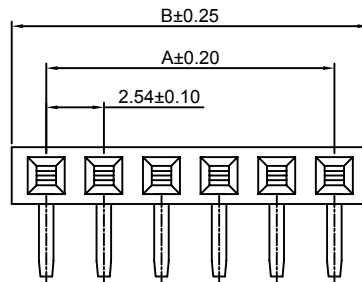
2.54mm Pitch 90° Single Row Female Header

Reference Informations:

- *Material: Pin: Brass/Gold over Nickel
Insulator: PBT15%GF, UL94V-0
- *Mates with CJT A2541 series Single row Pin Header
- *Color: Black

Ordering Information:
A2541HWR-XP - **** - *** - *** - ***
1 2 3 4 5

- Part No.
- Size(H):
(blank): 8.50mm
H71: 7.10mm
H57: 5.70mm
H50: 5.00mm
H35: 3.50mm(B:B-0.50mm)
H110: 11.00mm
- Size(D):
(blank): 3.20mm(H85,H71,H57,H50,H110)
D26: 2.60mm(H35)
D21: 2.10mm(H50)
- Material:
(blank): PBT, UL94V-0
6T: Nylon 6T, UL94V-0
GWT: Nylon 6T, UL94V-0, GWT 750°C
- Finish:
(blank): Gold-flash
G15: 15µin (0.38µm) MIN. Select Gold (Mating Area)
100µin (2.54µm) MIN. Select Tin
G30: 30µin (0.76µm) MIN. Select Gold (Mating Area)
100µin (2.54µm) MIN. Select Tin
I: Tin over Nickel



Ordering Information & Dimensions:

| PART NO. | Dimensions | | PART NO. | Dimensions | |
|----------|------------|-------|----------|------------|--------|
| | A | B | | A | B |
| 2P | 2.54 | 5.58 | 22P | 53.34 | 56.38 |
| 3P | 5.08 | 8.12 | 23P | 55.88 | 58.92 |
| 4P | 7.62 | 10.66 | 24P | 58.42 | 61.46 |
| 5P | 10.16 | 13.20 | 25P | 60.96 | 64.00 |
| 6P | 12.70 | 15.74 | 26P | 63.50 | 66.54 |
| 7P | 15.24 | 18.28 | 27P | 66.04 | 69.08 |
| 8P | 17.78 | 20.82 | 28P | 68.58 | 71.62 |
| 9P | 20.32 | 23.36 | 29P | 71.12 | 74.16 |
| 10P | 22.86 | 25.90 | 30P | 73.66 | 76.70 |
| 11P | 25.40 | 28.44 | 31P | 76.20 | 79.24 |
| 12P | 27.94 | 30.98 | 32P | 78.74 | 81.78 |
| 13P | 30.48 | 33.52 | 33P | 81.28 | 84.32 |
| 14P | 33.02 | 36.06 | 34P | 83.82 | 86.86 |
| 15P | 35.56 | 38.60 | 35P | 86.36 | 89.40 |
| 16P | 38.10 | 41.14 | 36P | 88.90 | 91.94 |
| 17P | 40.64 | 43.68 | 37P | 91.44 | 94.48 |
| 18P | 43.18 | 46.22 | 38P | 93.98 | 97.02 |
| 19P | 45.72 | 48.76 | 39P | 96.52 | 99.56 |
| 20P | 48.26 | 51.30 | 40P | 99.06 | 102.10 |
| 21P | 50.80 | 53.84 | | | |

Unit: mm

A2541HWV-S-XP-A

2.54mm Pitch 180° Single Row Female Header - SMT TYPE

Reference Informations:

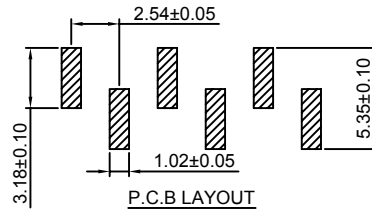
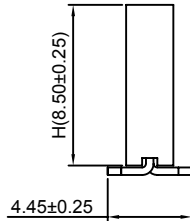
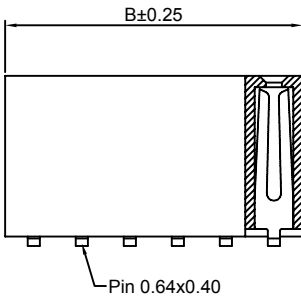
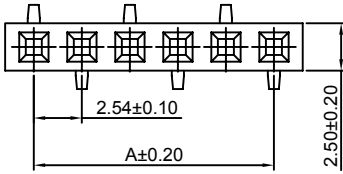
*Material: Pin: Brass/Gold over Nickel
Insulator: Nylon 6T, UL94V-0

*Mates with CJT A2541 series Single row Pin Header

*Color: Black

Ordering Information:
A2541HWV-S-XP-A - **** - *** - ***
1 2 3 4

- Part No.
- Size(H):
(blank): 8.50mm
H71: 7.10mm
H57: 5.70mm
H50: 5.00mm
H110: 11.00mm
- Material:
(blank): Nylon 6T, UL94V-0
GWT: Nylon 6T, UL94V-0, GWT 750°C
- Finish:
(blank): Gold-flash
G15: 15µin (0.38µm) MIN. Select Gold (Mating Area)
100µin (2.54µm) MIN. Select Tin
G30: 30µin (0.76µm) MIN. Select Gold (Mating Area)
100µin (2.54µm) MIN. Select Tin
T: Tin over Nickel



Ordering Information & Dimensions:

| PART NO. | Dimensions | | PART NO. | Dimensions | |
|----------|------------|-------|----------|------------|--------|
| | A | B | | A | B |
| 2P | 2.54 | 5.58 | 22P | 53.34 | 56.38 |
| 3P | 5.08 | 8.12 | 23P | 55.88 | 58.92 |
| 4P | 7.62 | 10.66 | 24P | 58.42 | 61.46 |
| 5P | 10.16 | 13.20 | 25P | 60.96 | 64.00 |
| 6P | 12.70 | 15.74 | 26P | 63.50 | 66.54 |
| 7P | 15.24 | 18.28 | 27P | 66.04 | 69.08 |
| 8P | 17.78 | 20.82 | 28P | 68.58 | 71.62 |
| 9P | 20.32 | 23.36 | 29P | 71.12 | 74.16 |
| 10P | 22.86 | 25.90 | 30P | 73.66 | 76.70 |
| 11P | 25.40 | 28.44 | 31P | 76.20 | 79.24 |
| 12P | 27.94 | 30.98 | 32P | 78.74 | 81.78 |
| 13P | 30.48 | 33.52 | 33P | 81.28 | 84.32 |
| 14P | 33.02 | 36.06 | 34P | 83.82 | 86.86 |
| 15P | 35.56 | 38.60 | 35P | 86.36 | 89.40 |
| 16P | 38.10 | 41.14 | 36P | 88.90 | 91.94 |
| 17P | 40.64 | 43.68 | 37P | 91.44 | 94.48 |
| 18P | 43.18 | 46.22 | 38P | 93.98 | 97.02 |
| 19P | 45.72 | 48.76 | 39P | 96.52 | 99.56 |
| 20P | 48.26 | 51.30 | 40P | 99.06 | 102.10 |
| 21P | 50.80 | 53.84 | | | |

Unit: mm

A2541HWV-S-XP-B

2.54mm Pitch 180° Single Row Female Header - SMT TYPE

Reference Informations:

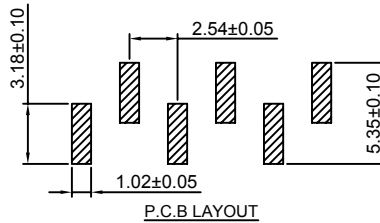
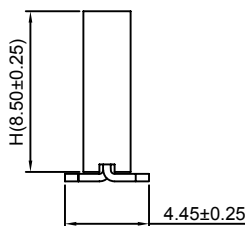
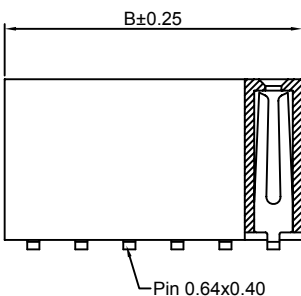
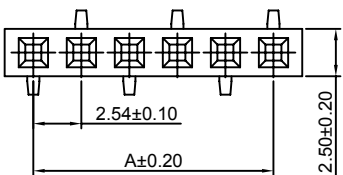
*Material: Pin: Brass/Gold over Nickel
Insulator: Nylon 6T, UL94V-0

*Mates with CJT A2541 series Single row Pin Header

*Color: Black

Ordering Information:
A2541HWV-S-XP-B - **** - *** - ***
1 2 3 4

- Part No.
- Size(H):
(blank): 8.50mm
H71: 7.10mm
H57: 5.70mm
H50: 5.00mm
H110: 11.00mm
- Material:
(blank): Nylon 6T, UL94V-0
GWT: Nylon 6T, UL94V-0, GWT 750°C
- Finish:
(blank): Gold-flash
G15: 15µin (0.38µm) MIN. Select Gold (Mating Area)
100µin (2.54µm) MIN. Select Tin
G30: 30µin (0.76µm) MIN. Select Gold (Mating Area)
100µin (2.54µm) MIN. Select Tin
T: Tin over Nickel



Ordering Information & Dimensions:

| PART NO. | Dimensions | | PART NO. | Dimensions | |
|----------|------------|-------|----------|------------|--------|
| | A | B | | A | B |
| 2P | 2.54 | 5.58 | 22P | 53.34 | 56.38 |
| 3P | 5.08 | 8.12 | 23P | 55.88 | 58.92 |
| 4P | 7.62 | 10.66 | 24P | 58.42 | 61.46 |
| 5P | 10.16 | 13.20 | 25P | 60.96 | 64.00 |
| 6P | 12.70 | 15.74 | 26P | 63.50 | 66.54 |
| 7P | 15.24 | 18.28 | 27P | 66.04 | 69.08 |
| 8P | 17.78 | 20.82 | 28P | 68.58 | 71.62 |
| 9P | 20.32 | 23.36 | 29P | 71.12 | 74.16 |
| 10P | 22.86 | 25.90 | 30P | 73.66 | 76.70 |
| 11P | 25.40 | 28.44 | 31P | 76.20 | 79.24 |
| 12P | 27.94 | 30.98 | 32P | 78.74 | 81.78 |
| 13P | 30.48 | 33.52 | 33P | 81.28 | 84.32 |
| 14P | 33.02 | 36.06 | 34P | 83.82 | 86.86 |
| 15P | 35.56 | 38.60 | 35P | 86.36 | 89.40 |
| 16P | 38.10 | 41.14 | 36P | 88.90 | 91.94 |
| 17P | 40.64 | 43.68 | 37P | 91.44 | 94.48 |
| 18P | 43.18 | 46.22 | 38P | 93.98 | 97.02 |
| 19P | 45.72 | 48.76 | 39P | 96.52 | 99.56 |
| 20P | 48.26 | 51.30 | 40P | 99.06 | 102.10 |
| 21P | 50.80 | 53.84 | | | |

Unit: mm

A2541HWR-S-XP

2.54mm Pitch 90° Single Row Female Header - SMT TYPE

Reference Informations:

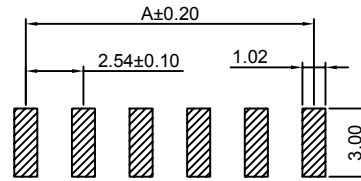
*Material: Pin: Phosphor Bronze/Gold over Nickel
Insulator: Nylon 6T, UL94V-0

*Mates with CJT A2541 series Single row Pin Header

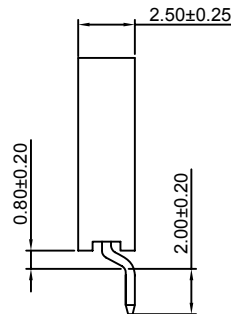
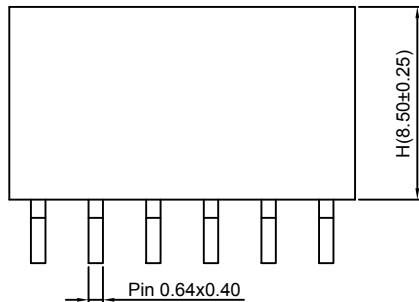
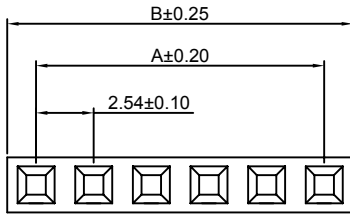
*Color: Black

Ordering Information:
A2541HWR-S-XP - *** - *** - ***
1 2 3 4

- Part No.
- Size (H):
(blank): 8.50mm
H71: 7.10mm
H57: 5.70mm
H50: 5.00mm
H110: 11.00mm
- Material:
(blank): Nylon 6T, UL94V-0
GWT: Nylon 6T, UL94V-0, GWT 750 °C
- Finish:
(blank): Gold-flash
G15: 15µin (0.38µm) MIN. Select Gold (Mating Area)
100µin (2.54µm) MIN. Select Tin
G30: 30µin (0.76µm) MIN. Select Gold (Mating Area)
100µin (2.54µm) MIN. Select Tin
T: Tin over Nickel



P.B.C LAYOUT



Ordering Information & Dimensions:

| PART NO. | Dimensions | | PART NO. | Dimensions | |
|----------|------------|-------|----------|------------|--------|
| | A | B | | A | B |
| 2P | 2.54 | 5.08 | 22P | 53.34 | 55.88 |
| 3P | 5.08 | 7.62 | 23P | 55.88 | 58.42 |
| 4P | 7.62 | 10.16 | 24P | 58.42 | 60.96 |
| 5P | 10.16 | 12.70 | 25P | 60.96 | 63.50 |
| 6P | 12.70 | 15.24 | 26P | 63.50 | 66.04 |
| 7P | 15.24 | 17.78 | 27P | 66.04 | 68.58 |
| 8P | 17.78 | 20.32 | 28P | 68.58 | 71.12 |
| 9P | 20.32 | 22.86 | 29P | 71.12 | 73.66 |
| 10P | 22.86 | 25.40 | 30P | 73.66 | 76.20 |
| 11P | 25.40 | 27.94 | 31P | 76.20 | 78.74 |
| 12P | 27.94 | 30.48 | 32P | 78.74 | 81.28 |
| 13P | 30.48 | 33.02 | 33P | 81.28 | 83.82 |
| 14P | 33.02 | 35.56 | 34P | 83.82 | 86.36 |
| 15P | 35.56 | 38.10 | 35P | 86.36 | 88.90 |
| 16P | 38.10 | 40.64 | 36P | 88.90 | 91.44 |
| 17P | 40.64 | 43.18 | 37P | 91.44 | 93.98 |
| 18P | 43.18 | 45.72 | 38P | 93.98 | 96.52 |
| 19P | 45.72 | 48.26 | 39P | 96.52 | 99.06 |
| 20P | 48.26 | 50.80 | 40P | 99.06 | 101.60 |
| 21P | 50.80 | 53.34 | | | |

Unit: mm

A2541HWV-XP-H-L12

2.54mm Pitch 180° Single Row Female Header

Reference Informations:

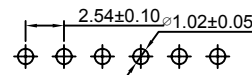
*Material: Pin: Brass/Gold over Nickel
Insulator: PBT 15%GF, UL94V-0

*Mates with CJT A2541 series Single row Pin Header

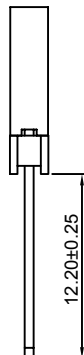
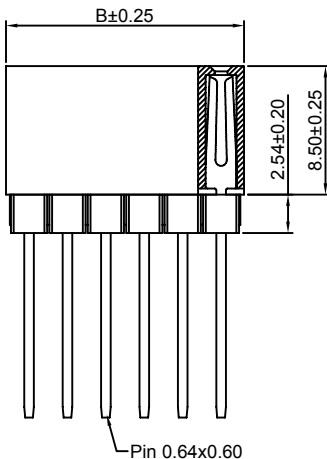
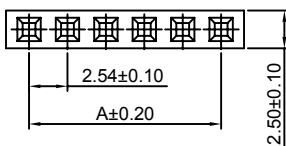
*Color: Black

Ordering Information:
A2541HWV-XP-H-L12 - *** - ***
1 2 3

- Part No.
- Material:
(Blank): PBT, UL94V-0
6T: Nylon 6T, UL94V-0
GWT: PBT, UL94V-0, GWT 750 °C
- Finish:
(blank): Gold-flash
G15: 15µin (0.38µm) MIN. Select Gold (Mating Area)
100µin (2.54µm) MIN. Select Tin
G30: 30µin (0.76µm) MIN. Select Gold (Mating Area)
100µin (2.54µm) MIN. Select Tin
T: Tin over Nickel



P.C.B LAYOUT



Ordering Information & Dimensions:

| PART NO. | Dimensions | | PART NO. | Dimensions | |
|----------|------------|-------|----------|------------|--------|
| | A | B | | A | B |
| 2P | 2.54 | 5.58 | 22P | 53.34 | 56.38 |
| 3P | 5.08 | 8.12 | 23P | 55.88 | 58.92 |
| 4P | 7.62 | 10.66 | 24P | 58.42 | 61.46 |
| 5P | 10.16 | 13.20 | 25P | 60.96 | 64.00 |
| 6P | 12.70 | 15.74 | 26P | 63.50 | 66.54 |
| 7P | 15.24 | 18.28 | 27P | 66.04 | 69.08 |
| 8P | 17.78 | 20.82 | 28P | 68.58 | 71.62 |
| 9P | 20.32 | 23.36 | 29P | 71.12 | 74.16 |
| 10P | 22.86 | 25.90 | 30P | 73.66 | 76.70 |
| 11P | 25.40 | 28.44 | 31P | 76.20 | 79.24 |
| 12P | 27.94 | 30.98 | 32P | 78.74 | 81.78 |
| 13P | 30.48 | 33.52 | 33P | 81.28 | 84.32 |
| 14P | 33.02 | 36.06 | 34P | 83.82 | 86.86 |
| 15P | 35.56 | 38.60 | 35P | 86.36 | 89.40 |
| 16P | 38.10 | 41.14 | 36P | 88.90 | 91.94 |
| 17P | 40.64 | 43.68 | 37P | 91.44 | 94.48 |
| 18P | 43.18 | 46.22 | 38P | 93.98 | 97.02 |
| 19P | 45.72 | 48.76 | 39P | 96.52 | 99.56 |
| 20P | 48.26 | 51.30 | 40P | 99.06 | 102.10 |
| 21P | 50.80 | 53.84 | | | |

Unit: mm

A2541HWV-XP-H2

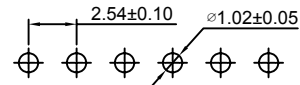
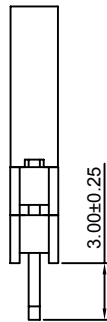
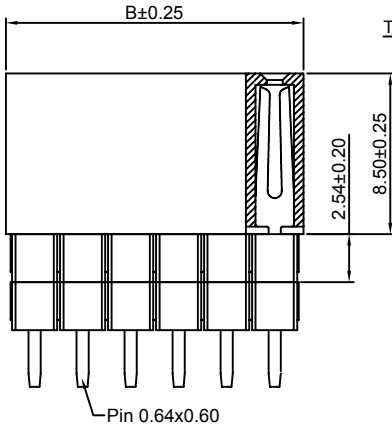
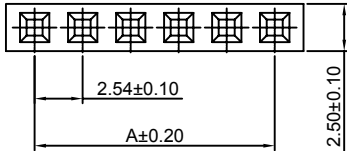
2.54mm Pitch 180° Single Row Female Header

Reference Informations:

- *Material:Pin:Brass/Gold over Nickel
Insulator:PBT15%GF,UL94V-0
- *Mates with CJT A2541 series Single row Pin Header
- *Color:Black

Ordering Information:
A2541HWV-XP-H2 - *** - ***
1 2 3

- Part No.
- Material:
(Blank):PBT,UL94V-0
6T:Nylon 6T,UL94V-0
GWT:PBT,UL94V-0,GWT 750 °C
- Finish:
(blank):Gold-flash
G15:15µin (0.38µm) MIN.Select Gold(Mating Area)
100µin (2.54µm) MIN.Select Tin
G30:30µin (0.76µm) MIN.Select Gold(Mating Area)
100µin (2.54µm) MIN.Select Tin
T: Tin over Nickel



P.C.B LAYOUT

Ordering Information & Dimensions:

| PART NO. | Dimensions | | PART NO. | Dimensions | |
|----------|------------|-------|----------|------------|--------|
| | A | B | | A | B |
| 2P | 2.54 | 5.08 | 22P | 53.34 | 55.88 |
| 3P | 5.08 | 7.62 | 23P | 55.88 | 58.42 |
| 4P | 7.62 | 10.16 | 24P | 58.42 | 60.96 |
| 5P | 10.16 | 12.70 | 25P | 60.96 | 63.50 |
| 6P | 12.70 | 15.24 | 26P | 63.50 | 66.04 |
| 7P | 15.24 | 17.78 | 27P | 66.04 | 68.58 |
| 8P | 17.78 | 20.32 | 28P | 68.58 | 71.12 |
| 9P | 20.32 | 22.86 | 29P | 71.12 | 73.66 |
| 10P | 22.86 | 25.40 | 30P | 73.66 | 76.20 |
| 11P | 25.40 | 27.94 | 31P | 76.20 | 78.74 |
| 12P | 27.94 | 30.48 | 32P | 78.74 | 81.28 |
| 13P | 30.48 | 33.02 | 33P | 81.28 | 83.82 |
| 14P | 33.02 | 35.56 | 34P | 83.82 | 86.36 |
| 15P | 35.56 | 38.10 | 35P | 86.36 | 88.90 |
| 16P | 38.10 | 40.64 | 36P | 88.90 | 91.44 |
| 17P | 40.64 | 43.18 | 37P | 91.44 | 93.98 |
| 18P | 43.18 | 45.72 | 38P | 93.98 | 96.52 |
| 19P | 45.72 | 48.26 | 39P | 96.52 | 99.06 |
| 20P | 48.26 | 50.80 | 40P | 99.06 | 101.60 |
| 21P | 50.80 | 53.34 | | | |

Unit: mm

A2541HWV-XP-U

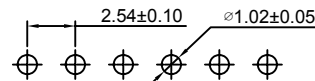
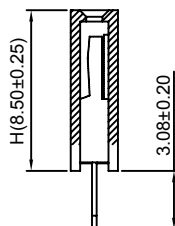
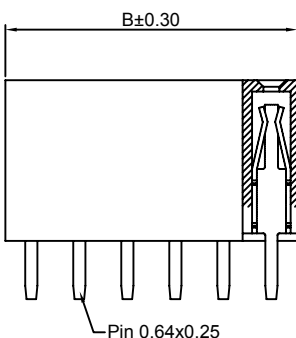
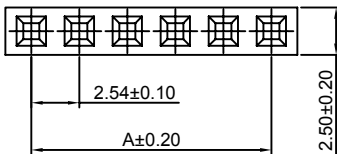
2.54mm Pitch 180° Single Row Female Header

Reference Informations:

- *Material:Pin:Brass/Gold over Nickel
Insulator:PBT,UL94V-0
- *Mates with CJT A2541 series Single row Pin Header
- *Color:Black

Ordering Information:
A2541HWV-XP-U - *** - *** - ***
1 2 3 4

- Part No.
- Size(H):
(blank):8.50mm
H71: 7.10mm
H50: 5.00mm(Pin:0.60x0.20)
H35: 5.00mm(Pin:0.50x0.20,B:B-0.50mm
D:3.50mm)
- Material:
(blank):PBT,UL94V-0
6T:Nylon 6T,UL94V-0
GWT:Nylon 6T,UL94V-0,GWT 750 °C
- Finish:
(blank):Gold-flash
G15:15µin (0.38µm) MIN.Select Gold(Mating Area)
100µin (2.54µm) MIN.Select Tin
G30:30µin (0.76µm) MIN.Select Gold(Mating Area)
100µin (2.54µm) MIN.Select Tin
T: Tin over Nickel



P.C.B LAYOUT

Ordering Information & Dimensions:

| PART NO. | Dimensions | | PART NO. | Dimensions | |
|----------|------------|-------|----------|------------|--------|
| | A | B | | A | B |
| 2P | 2.54 | 5.58 | 22P | 53.34 | 56.38 |
| 3P | 5.08 | 8.12 | 23P | 55.88 | 58.92 |
| 4P | 7.62 | 10.66 | 24P | 58.42 | 61.46 |
| 5P | 10.16 | 13.20 | 25P | 60.96 | 64.00 |
| 6P | 12.70 | 15.74 | 26P | 63.50 | 66.54 |
| 7P | 15.24 | 18.28 | 27P | 66.04 | 69.08 |
| 8P | 17.78 | 20.82 | 28P | 68.58 | 71.62 |
| 9P | 20.32 | 23.36 | 29P | 71.12 | 74.16 |
| 10P | 22.86 | 25.90 | 30P | 73.66 | 76.70 |
| 11P | 25.40 | 28.44 | 31P | 76.20 | 79.24 |
| 12P | 27.94 | 30.98 | 32P | 78.74 | 81.78 |
| 13P | 30.48 | 33.52 | 33P | 81.28 | 84.32 |
| 14P | 33.02 | 36.06 | 34P | 83.82 | 86.86 |
| 15P | 35.56 | 38.60 | 35P | 86.36 | 89.40 |
| 16P | 38.10 | 41.14 | 36P | 88.90 | 91.94 |
| 17P | 40.64 | 43.68 | 37P | 91.44 | 94.48 |
| 18P | 43.18 | 46.22 | 38P | 93.98 | 97.02 |
| 19P | 45.72 | 48.76 | 39P | 96.52 | 99.56 |
| 20P | 48.26 | 51.30 | 40P | 99.06 | 102.10 |
| 21P | 50.80 | 53.84 | | | |

Unit: mm

A2541HWR-XP-U

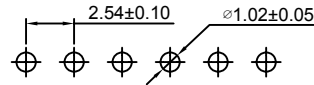
2.54mm Pitch 90° Single Row Female Header

Reference Informations:

*Material: Pin: Brass/Gold over Nickel
Insulator: PBT, UL94V-0

*Mates with CJT A2541 series Single row Pin Header

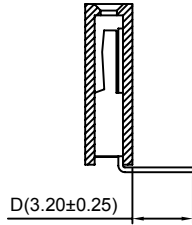
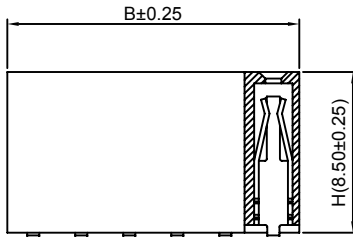
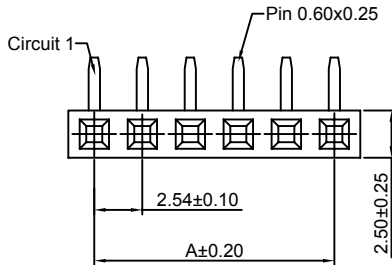
*Color: Black



P.C.B LAYOUT

Ordering Information:
A2541HWR-XP-U - *** - *** - ***
1 2 3 4

- Part No.
- Size(H):
(blank): 8.50mm
H71: 7.10mm(D: 2.80mm)
H50: 5.00mm(D: 3.00mm)
- Material:
(blank): PBT, UL94V-0
6T: Nylon 6T, UL94V-0
GWT: Nylon 6T, UL94V-0, GWT 750°C
- Finish:
(blank): Gold-flash
G15: 15µin (0.38µm) MIN. Select Gold (Mating Area)
100µin (2.54µm) MIN. Select Tin
G30: 30µin (0.76µm) MIN. Select Gold (Mating Area)
100µin (2.54µm) MIN. Select Tin
I: Tin over Nickel



Ordering Information & Dimensions:

| PART NO. | Dimensions | | PART NO. | Dimensions | |
|----------|------------|-------|----------|------------|--------|
| | A | B | | A | B |
| 2P | 2.54 | 5.58 | 22P | 53.34 | 56.38 |
| 3P | 5.08 | 8.12 | 23P | 55.88 | 58.92 |
| 4P | 7.62 | 10.66 | 24P | 58.42 | 61.46 |
| 5P | 10.16 | 13.20 | 25P | 60.96 | 64.00 |
| 6P | 12.70 | 15.74 | 26P | 63.50 | 66.54 |
| 7P | 15.24 | 18.28 | 27P | 66.04 | 69.08 |
| 8P | 17.78 | 20.82 | 28P | 68.58 | 71.62 |
| 9P | 20.32 | 23.36 | 29P | 71.12 | 74.16 |
| 10P | 22.86 | 25.90 | 30P | 73.66 | 76.70 |
| 11P | 25.40 | 28.44 | 31P | 76.20 | 79.24 |
| 12P | 27.94 | 30.98 | 32P | 78.74 | 81.78 |
| 13P | 30.48 | 33.52 | 33P | 81.28 | 84.32 |
| 14P | 33.02 | 36.06 | 34P | 83.82 | 86.86 |
| 15P | 35.56 | 38.60 | 35P | 86.36 | 89.40 |
| 16P | 38.10 | 41.14 | 36P | 88.90 | 91.94 |
| 17P | 40.64 | 43.68 | 37P | 91.44 | 94.48 |
| 18P | 43.18 | 46.22 | 38P | 93.98 | 97.02 |
| 19P | 45.72 | 48.76 | 39P | 96.52 | 99.56 |
| 20P | 48.26 | 51.30 | 40P | 99.06 | 102.10 |
| 21P | 50.80 | 53.84 | | | |

Unit: mm

A2541HWV-XP-A-U

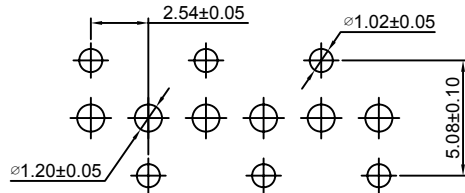
2.54mm Pitch 180° Single Row Female Header

Reference Informations:

*Material: Pin: Brass/Gold over Nickel
Insulator: PBT, UL94V-0

*Mates with CJT A2541 series Single row Pin Header

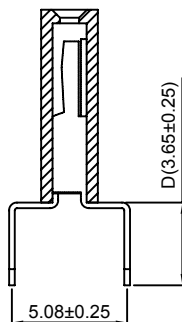
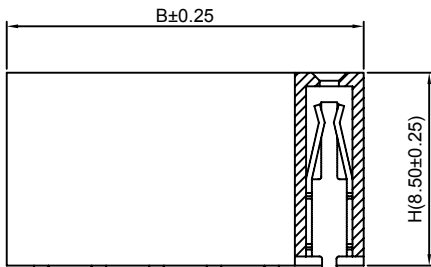
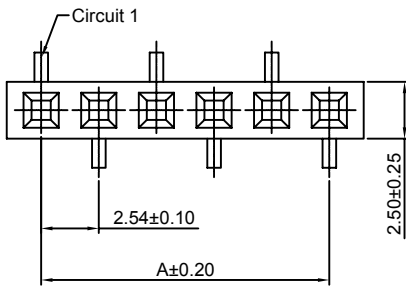
*Color: Black



P.C.B LAYOUT

Ordering Information:
A2541HWV-XP-A-U - *** - *** - ***
1 2 3 4

- Part No.
- Size(H):
(blank): 8.50mm
H71: 7.10mm(Pin 0.60x0.25, D: 3.40mm)
H50: 5.00mm(Pin 0.60x0.25, D: 3.00mm)
H35: 3.50mm(Pin 0.50x0.20, B: B-0.50mm, D: 2.60mm)
- Material:
(blank): PBT, UL94V-0
6T: Nylon 6T, UL94V-0
GWT: Nylon 6T, UL94V-0, GWT 750°C
- Finish:
(blank): Gold-flash
G15: 15µin (0.38µm) MIN. Select Gold (Mating Area)
100µin (2.54µm) MIN. Select Tin
G30: 30µin (0.76µm) MIN. Select Gold (Mating Area)
100µin (2.54µm) MIN. Select Tin
I: Tin over Nickel



Ordering Information & Dimensions:

| PART NO. | Dimensions | | PART NO. | Dimensions | |
|----------|------------|-------|----------|------------|--------|
| | A | B | | A | B |
| 2P | 2.54 | 5.58 | 22P | 53.34 | 56.38 |
| 3P | 5.08 | 8.12 | 23P | 55.88 | 58.92 |
| 4P | 7.62 | 10.66 | 24P | 58.42 | 61.46 |
| 5P | 10.16 | 13.20 | 25P | 60.96 | 64.00 |
| 6P | 12.70 | 15.74 | 26P | 63.50 | 66.54 |
| 7P | 15.24 | 18.28 | 27P | 66.04 | 69.08 |
| 8P | 17.78 | 20.82 | 28P | 68.58 | 71.62 |
| 9P | 20.32 | 23.36 | 29P | 71.12 | 74.16 |
| 10P | 22.86 | 25.90 | 30P | 73.66 | 76.70 |
| 11P | 25.40 | 28.44 | 31P | 76.20 | 79.24 |
| 12P | 27.94 | 30.98 | 32P | 78.74 | 81.78 |
| 13P | 30.48 | 33.52 | 33P | 81.28 | 84.32 |
| 14P | 33.02 | 36.06 | 34P | 83.82 | 86.86 |
| 15P | 35.56 | 38.60 | 35P | 86.36 | 89.40 |
| 16P | 38.10 | 41.14 | 36P | 88.90 | 91.94 |
| 17P | 40.64 | 43.68 | 37P | 91.44 | 94.48 |
| 18P | 43.18 | 46.22 | 38P | 93.98 | 97.02 |
| 19P | 45.72 | 48.76 | 39P | 96.52 | 99.56 |
| 20P | 48.26 | 51.30 | 40P | 99.06 | 102.10 |
| 21P | 50.80 | 53.84 | | | |

Unit: mm

A2541HWV-XP-B-U

2.54mm Pitch 180° Single Row Female Header

Reference Informations:

*Material:Pin:Brass/Gold over Nickel
Insulator:PBT,UL94V-0

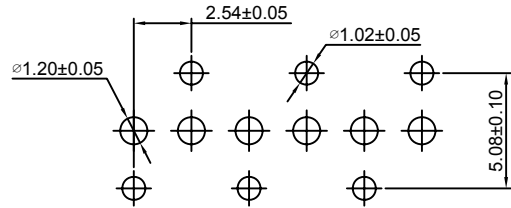
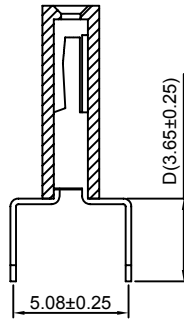
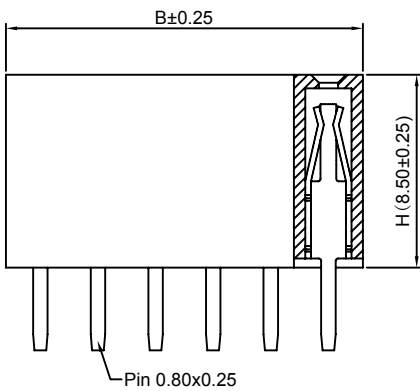
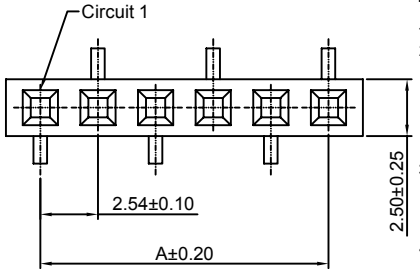
*Mates with CJT A2541 series Single row Pin Header

*Color:Black

Ordering Information:
A2541HWV-XP-B-U - *** - *** - ***
1 2 3 4

1.Part No.
2.Size(H):
(blank):8.50mm
H71:7.10mm(Pin 0.60x0.25,D:3.40mm)
H50:5.00mm(Pin 0.60x0.25,D:3.00mm)
H35:3.50mm(Pin 0.50x0.20,B:B-0.50mm,
D:2.60mm)

3.Material:
(blank):PBT,UL94V-0
6T:Nylon 6T,UL94V-0
GWT:Nylon 6T,UL94V-0,GWT 750 °C
4.Finish:
(blank):Gold-flash
G15:15µm (0.38µm) MIN.Select Gold(Mating Area)
100µm (2.54µm) MIN.Select Tin
G30:30µm (0.76µm) MIN.Select Gold(Mating Area)
100µm (2.54µm) MIN.Select Tin
T: Tin over Nickel



P.C.B LAYOUT

Ordering Information & Dimensions:

| PART NO. | Dimensions | | PART NO. | Dimensions | |
|----------|------------|-------|----------|------------|--------|
| | A | B | | A | B |
| 2P | 2.54 | 5.58 | 22P | 53.34 | 56.38 |
| 3P | 5.08 | 8.12 | 23P | 55.88 | 58.92 |
| 4P | 7.62 | 10.66 | 24P | 58.42 | 61.46 |
| 5P | 10.16 | 13.20 | 25P | 60.96 | 64.00 |
| 6P | 12.70 | 15.74 | 26P | 63.50 | 66.54 |
| 7P | 15.24 | 18.28 | 27P | 66.04 | 69.08 |
| 8P | 17.78 | 20.82 | 28P | 68.58 | 71.62 |
| 9P | 20.32 | 23.36 | 29P | 71.12 | 74.16 |
| 10P | 22.86 | 25.90 | 30P | 73.66 | 76.70 |
| 11P | 25.40 | 28.44 | 31P | 76.20 | 79.24 |
| 12P | 27.94 | 30.98 | 32P | 78.74 | 81.78 |
| 13P | 30.48 | 33.52 | 33P | 81.28 | 84.32 |
| 14P | 33.02 | 36.06 | 34P | 83.82 | 86.86 |
| 15P | 35.56 | 38.60 | 35P | 86.36 | 89.40 |
| 16P | 38.10 | 41.14 | 36P | 88.90 | 91.94 |
| 17P | 40.64 | 43.68 | 37P | 91.44 | 94.48 |
| 18P | 43.18 | 46.22 | 38P | 93.98 | 97.02 |
| 19P | 45.72 | 48.76 | 39P | 96.52 | 99.56 |
| 20P | 48.26 | 51.30 | 40P | 99.06 | 102.10 |
| 21P | 50.80 | 53.84 | | | |

Unit: mm

A2541HWV-XP-C-U

2.54mm Pitch 180° Single Row Female Header

Reference Informations:

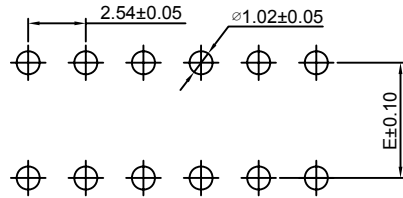
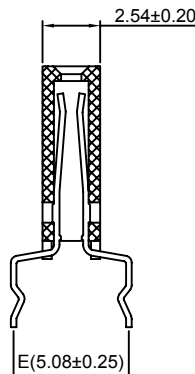
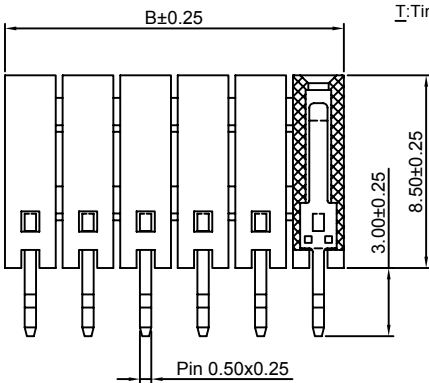
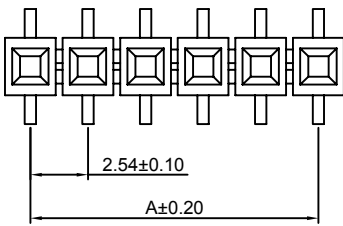
*Material:Pin:Brass/Gold over Nickel
Insulator:PBT,UL94V-0

*Mates with CJT A2541 series Single row Pin Header

*Color:Black

Ordering Information:
A2541HWV-XP-C-U - *** - *** - ***
1 2 3 4

1.Part No.
2.Size(E):
(blank):5.08mm
E40:3.96mm
3.Material:
(blank):PBT,UL94V-0
6T:Nylon 6T,UL94V-0
GWT:Nylon 66,UL94V-0,GWT 750 °C
4.Finish:
(blank):Gold-flash
G15:15µm (0.38µm) MIN.Select Gold(Mating Area)
100µm (2.54µm) MIN.Select Tin
G30:30µm (0.76µm) MIN.Select Gold(Mating Area)
100µm (2.54µm) MIN.Select Tin
T: Tin over Nickel



P.C.B LAYOUT

Ordering Information & Dimensions:

| PART NO. | Dimensions | | PART NO. | Dimensions | |
|----------|------------|-------|----------|------------|--------|
| | A | B | | A | B |
| 2P | 2.54 | 4.78 | 22P | 53.34 | 55.58 |
| 3P | 5.08 | 7.32 | 23P | 55.88 | 58.12 |
| 4P | 7.62 | 9.86 | 24P | 58.42 | 60.66 |
| 5P | 10.16 | 12.40 | 25P | 60.96 | 63.20 |
| 6P | 12.70 | 14.94 | 26P | 63.50 | 65.74 |
| 7P | 15.24 | 17.48 | 27P | 66.04 | 68.28 |
| 8P | 17.78 | 20.02 | 28P | 68.58 | 70.82 |
| 9P | 20.32 | 22.56 | 29P | 71.12 | 73.36 |
| 10P | 22.86 | 25.10 | 30P | 73.66 | 75.90 |
| 11P | 25.40 | 27.64 | 31P | 76.20 | 78.44 |
| 12P | 27.94 | 30.18 | 32P | 78.74 | 80.98 |
| 13P | 30.48 | 32.72 | 33P | 81.28 | 83.52 |
| 14P | 33.02 | 35.26 | 34P | 83.82 | 86.06 |
| 15P | 35.56 | 37.80 | 35P | 86.36 | 88.60 |
| 16P | 38.10 | 40.34 | 36P | 88.90 | 91.14 |
| 17P | 40.64 | 42.88 | 37P | 91.44 | 93.68 |
| 18P | 43.18 | 45.42 | 38P | 93.98 | 96.22 |
| 19P | 45.72 | 47.96 | 39P | 96.52 | 98.76 |
| 20P | 48.26 | 50.50 | 40P | 99.06 | 101.30 |
| 21P | 50.80 | 53.04 | | | |

Unit: mm

A2541HWVA-XP-U

2.54mm Pitch 180° Single Row Female Header

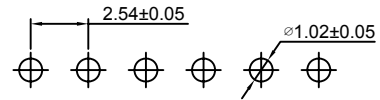
Reference Informations:

- *Material: Pin: Brass/Gold over Nickel
Insulator: PBT, UL94V-0
- *Mates with CJT A2541 series Single row Pin Header
- *Color: Black

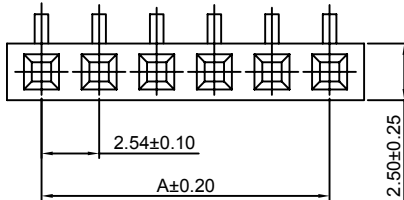
Ordering Information:

A2541HWVA-XP-U - ^{***} - ^{***} - ^{***} - ^{***} - ^{***}

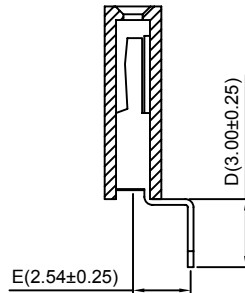
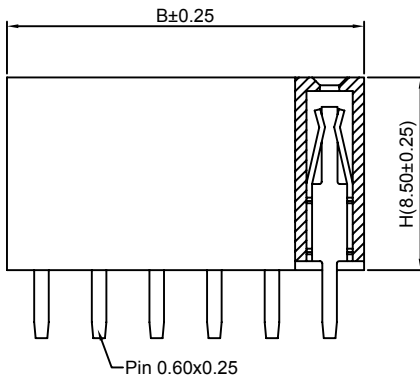
1. Part No.
2. Size (H):
(blank): 8.50mm
H71: 7.10mm
H50: 5.00mm
H35: 3.50mm (Pin 0.50x0.20, B: B-0.50mm, D: 2.60mm)



P.C.B LAYOUT



3. Size (E):
(blank): 2.54mm
E13: 1.27mm (H35)
4. Material:
(blank): PBT, UL94V-0
6T: Nylon 6T, UL94V-0
GWT: Nylon 6T, UL94V-0, GWT 750 °C
5. Finish:
(blank): Gold-flash
G15: 15µin (0.38µm) MIN. Select Gold (Mating Area)
100µin (2.54µm) MIN. Select Tin
G30: 30µin (0.76µm) MIN. Select Gold (Mating Area)
100µin (2.54µm) MIN. Select Tin
T: Tin over Nickel



Ordering Information & Dimensions:

| PART NO. | Dimensions | | PART NO. | Dimensions | |
|----------|------------|-------|----------|------------|--------|
| | A | B | | A | B |
| 2P | 2.54 | 5.58 | 22P | 53.34 | 56.38 |
| 3P | 5.08 | 8.12 | 23P | 55.88 | 58.92 |
| 4P | 7.62 | 10.66 | 24P | 58.42 | 61.46 |
| 5P | 10.16 | 13.20 | 25P | 60.96 | 64.00 |
| 6P | 12.70 | 15.74 | 26P | 63.50 | 66.54 |
| 7P | 15.24 | 18.28 | 27P | 66.04 | 69.08 |
| 8P | 17.78 | 20.82 | 28P | 68.58 | 71.62 |
| 9P | 20.32 | 23.36 | 29P | 71.12 | 74.16 |
| 10P | 22.86 | 25.90 | 30P | 73.66 | 76.70 |
| 11P | 25.40 | 28.44 | 31P | 76.20 | 79.24 |
| 12P | 27.94 | 30.98 | 32P | 78.74 | 81.78 |
| 13P | 30.48 | 33.52 | 33P | 81.28 | 84.32 |
| 14P | 33.02 | 36.06 | 34P | 83.82 | 86.86 |
| 15P | 35.56 | 38.60 | 35P | 86.36 | 89.40 |
| 16P | 38.10 | 41.14 | 36P | 88.90 | 91.94 |
| 17P | 40.64 | 43.68 | 37P | 91.44 | 94.48 |
| 18P | 43.18 | 46.22 | 38P | 93.98 | 97.02 |
| 19P | 45.72 | 48.76 | 39P | 96.52 | 99.56 |
| 20P | 48.26 | 51.30 | 40P | 99.06 | 102.10 |
| 21P | 50.80 | 53.84 | | | |

Unit: mm

A2541HWV-S-XP-A-U

2.54mm Pitch 180° Single Row Female Header - SMT TYPE

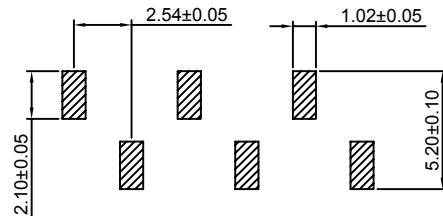
Reference Informations:

- *Material: Pin: Brass/Gold over Nickel
Insulator: Nylon 6T, UL94V-0
- *Mates with CJT A2541 series Single row Pin Header
- *Color: Black

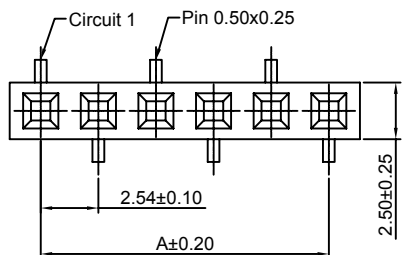
Ordering Information:

A2541HWV-S-XP-A-U - ^{***} - ^{***} - ^{***}

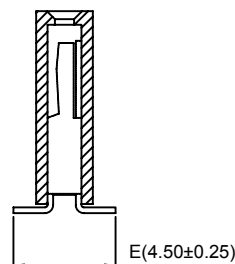
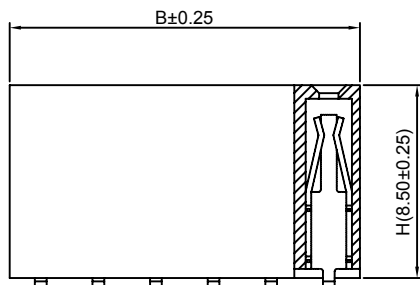
1. Part No.
2. Size (H):
(blank): 8.50mm
H71: 7.10mm
H50: 5.00mm (Pin 0.50x0.20, E: 4.80mm)
H35: 3.50mm (Pin 0.50x0.20, B: B-0.50mm)



P.C.B LAYOUT



3. Material:
(blank): Nylon 6T, UL94V-0
GWT: Nylon 6T, UL94V-0, GWT 750 °C
4. Finish:
(blank): Gold-flash
G15: 15µin (0.38µm) MIN. Select Gold (Mating Area)
100µin (2.54µm) MIN. Select Tin
G30: 30µin (0.76µm) MIN. Select Gold (Mating Area)
100µin (2.54µm) MIN. Select Tin
T: Tin over Nickel



Ordering Information & Dimensions:

| PART NO. | Dimensions | | PART NO. | Dimensions | |
|----------|------------|-------|----------|------------|--------|
| | A | B | | A | B |
| 2P | 2.54 | 5.58 | 22P | 53.34 | 56.38 |
| 3P | 5.08 | 8.12 | 23P | 55.88 | 58.92 |
| 4P | 7.62 | 10.66 | 24P | 58.42 | 61.46 |
| 5P | 10.16 | 13.20 | 25P | 60.96 | 64.00 |
| 6P | 12.70 | 15.74 | 26P | 63.50 | 66.54 |
| 7P | 15.24 | 18.28 | 27P | 66.04 | 69.08 |
| 8P | 17.78 | 20.82 | 28P | 68.58 | 71.62 |
| 9P | 20.32 | 23.36 | 29P | 71.12 | 74.16 |
| 10P | 22.86 | 25.90 | 30P | 73.66 | 76.70 |
| 11P | 25.40 | 28.44 | 31P | 76.20 | 79.24 |
| 12P | 27.94 | 30.98 | 32P | 78.74 | 81.78 |
| 13P | 30.48 | 33.52 | 33P | 81.28 | 84.32 |
| 14P | 33.02 | 36.06 | 34P | 83.82 | 86.86 |
| 15P | 35.56 | 38.60 | 35P | 86.36 | 89.40 |
| 16P | 38.10 | 41.14 | 36P | 88.90 | 91.94 |
| 17P | 40.64 | 43.68 | 37P | 91.44 | 94.48 |
| 18P | 43.18 | 46.22 | 38P | 93.98 | 97.02 |
| 19P | 45.72 | 48.76 | 39P | 96.52 | 99.56 |
| 20P | 48.26 | 51.30 | 40P | 99.06 | 102.10 |
| 21P | 50.80 | 53.84 | | | |

Unit: mm

A2541HWV-S-XP-B-U

2.54mm Pitch 180° Single Row Female Header - SMT TYPE

Reference Informations:

*Material: Pin: Brass/Gold over Nickel
Insulator: Nylon 6T, UL94V-0

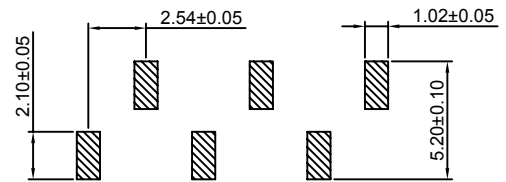
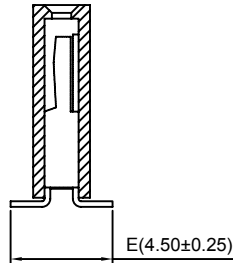
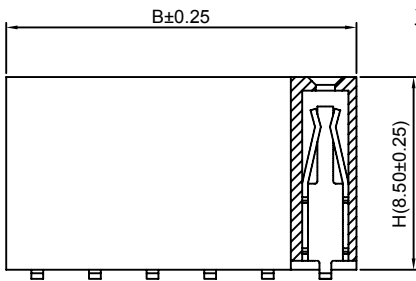
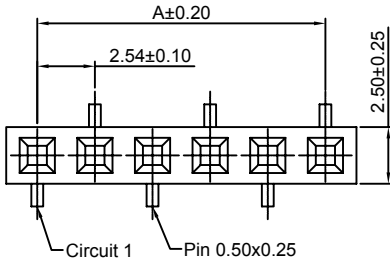
*Mates with CJT A2541 series Single row Pin Header

*Color: Black

Ordering Information:

A2541HWV-S-XP-B-U - *** - *** - ***
1 2 3 4

- Part No.
- Size(H):
(blank): 8.50mm
H71: 7.10mm
H50: 5.00mm (Pin 0.50x0.20, E: 4.80mm)
H35: 3.50mm (Pin 0.50x0.20, B: B-0.50mm)
- Material:
(blank): Nylon 6T, UL94V-0
GWT: Nylon 6T, UL94V-0, GWT 750°C
- Finish:
(blank): Gold-flash
G15: 15µin (0.38µm) MIN. Select Gold (Mating Area)
100µin (2.54µm) MIN. Select Tin
G30: 30µin (0.76µm) MIN. Select Gold (Mating Area)
100µin (2.54µm) MIN. Select Tin
T: Tin over Nickel



P.C.B LAYOUT

Ordering Information & Dimensions:

| PART NO. | Dimensions | | PART NO. | Dimensions | |
|----------|------------|-------|----------|------------|--------|
| | A | B | | A | B |
| 2P | 2.54 | 5.58 | 22P | 53.34 | 56.38 |
| 3P | 5.08 | 8.12 | 23P | 55.88 | 58.92 |
| 4P | 7.62 | 10.66 | 24P | 58.42 | 61.46 |
| 5P | 10.16 | 13.20 | 25P | 60.96 | 64.00 |
| 6P | 12.70 | 15.74 | 26P | 63.50 | 66.54 |
| 7P | 15.24 | 18.28 | 27P | 66.04 | 69.08 |
| 8P | 17.78 | 20.82 | 28P | 68.58 | 71.62 |
| 9P | 20.32 | 23.36 | 29P | 71.12 | 74.16 |
| 10P | 22.86 | 25.90 | 30P | 73.66 | 76.70 |
| 11P | 25.40 | 28.44 | 31P | 76.20 | 79.24 |
| 12P | 27.94 | 30.98 | 32P | 78.74 | 81.78 |
| 13P | 30.48 | 33.52 | 33P | 81.28 | 84.32 |
| 14P | 33.02 | 36.06 | 34P | 83.82 | 86.86 |
| 15P | 35.56 | 38.60 | 35P | 86.36 | 89.40 |
| 16P | 38.10 | 41.14 | 36P | 88.90 | 91.94 |
| 17P | 40.64 | 43.68 | 37P | 91.44 | 94.48 |
| 18P | 43.18 | 46.22 | 38P | 93.98 | 97.02 |
| 19P | 45.72 | 48.76 | 39P | 96.52 | 99.56 |
| 20P | 48.26 | 51.30 | 40P | 99.06 | 102.10 |
| 21P | 50.80 | 53.84 | | | |

Unit: mm

A2541HWRA-XP

2.54mm Pitch 90° Single Row Female Header

Reference Informations:

*Material: Pin: Brass/Gold over Nickel
Insulator: PBT 15%GF, UL94V-0

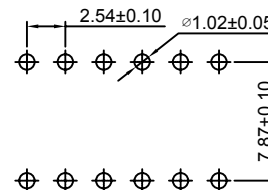
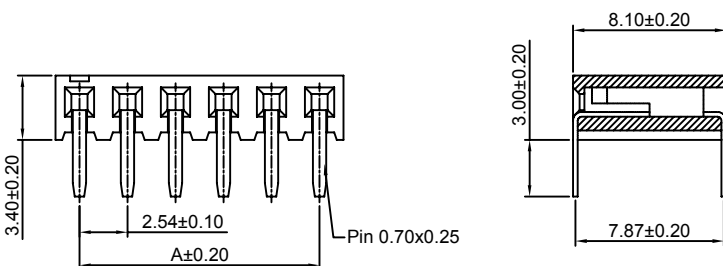
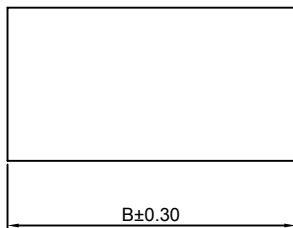
*Mates with CJT A2541 series Single row Housing

*Color: Black

Ordering Information:

A2541HWRA-XP - *** - ***
1 2 3

- Part No.
- Material:
(Blank): PBT, UL94V-0
6T: Nylon 6T, UL94V-0
GWT: PBT, UL94V-0, GWT 750°C
- Finish:
(blank): Gold-flash
G15: 15µin (0.38µm) MIN. Select Gold (Mating Area)
100µin (2.54µm) MIN. Select Tin
G30: 30µin (0.76µm) MIN. Select Gold (Mating Area)
100µin (2.54µm) MIN. Select Tin
T: Tin over Nickel



P.C.B LAYOUT

Ordering Information & Dimensions:

| PART NO. | Dimensions | | PART NO. | Dimensions | |
|----------|------------|-------|----------|------------|--------|
| | A | B | | A | B |
| 2P | 2.54 | 5.08 | 22P | 53.34 | 55.88 |
| 3P | 5.08 | 7.62 | 23P | 55.88 | 58.42 |
| 4P | 7.62 | 10.16 | 24P | 58.42 | 60.96 |
| 5P | 10.16 | 12.70 | 25P | 60.96 | 63.50 |
| 6P | 12.70 | 15.24 | 26P | 63.50 | 66.04 |
| 7P | 15.24 | 17.78 | 27P | 66.04 | 68.58 |
| 8P | 17.78 | 20.32 | 28P | 68.58 | 71.12 |
| 9P | 20.32 | 22.86 | 29P | 71.12 | 73.66 |
| 10P | 22.86 | 25.40 | 30P | 73.66 | 76.20 |
| 11P | 25.40 | 27.94 | 31P | 76.20 | 78.74 |
| 12P | 27.94 | 30.48 | 32P | 78.74 | 81.28 |
| 13P | 30.48 | 33.02 | 33P | 81.28 | 83.82 |
| 14P | 33.02 | 35.56 | 34P | 83.82 | 86.36 |
| 15P | 35.56 | 38.10 | 35P | 86.36 | 88.90 |
| 16P | 38.10 | 40.64 | 36P | 88.90 | 91.44 |
| 17P | 40.64 | 43.18 | 37P | 91.44 | 93.98 |
| 18P | 43.18 | 45.72 | 38P | 93.98 | 96.52 |
| 19P | 45.72 | 48.26 | 39P | 96.52 | 99.06 |
| 20P | 48.26 | 50.80 | 40P | 99.06 | 101.60 |
| 21P | 50.80 | 53.34 | | | |

Unit: mm

A2541HWRA-S-XP

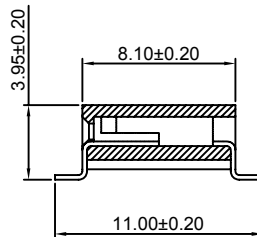
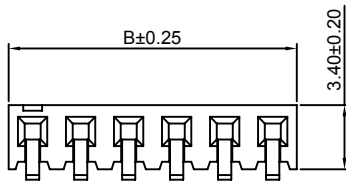
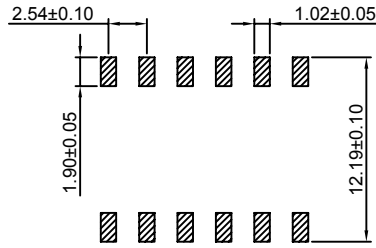
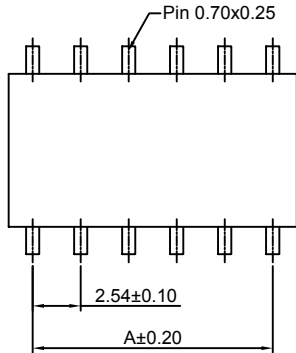
2.54mm Pitch 90° Single Row Female Header - SMT TYPE

Reference Informations:

- *Material: Pin: Brass/Gold over Nickel
Insulator: Nylon 6T, UL94V-0
- *Mates with CJT A2541 series Single row Pin Header
- *Color: Black

Ordering Information:
A2541HWRA-S-XP - *** - ***
1 2 3

- Part No.
- Material:
(Blank): Nylon 6T, UL94V-0
GWT: Nylon 6T, UL94V-0, GWT 750°C
- Finish:
(blank): Gold-flash
G15: 15µin (0.38µm) MIN. Select Gold (Mating Area)
100µin (2.54µm) MIN. Select Tin
G30: 30µin (0.76µm) MIN. Select Gold (Mating Area)
100µin (2.54µm) MIN. Select Tin
T: Tin over Nickel



Ordering Information & Dimensions:

| PART NO. | Dimensions | | PART NO. | Dimensions | |
|----------|------------|-------|----------|------------|--------|
| | A | B | | A | B |
| 2P | 2.54 | 5.08 | 22P | 53.34 | 55.88 |
| 3P | 5.08 | 7.62 | 23P | 55.88 | 58.42 |
| 4P | 7.62 | 10.16 | 24P | 58.42 | 60.96 |
| 5P | 10.16 | 12.70 | 25P | 60.96 | 63.50 |
| 6P | 12.70 | 15.24 | 26P | 63.50 | 66.04 |
| 7P | 15.24 | 17.78 | 27P | 66.04 | 68.58 |
| 8P | 17.78 | 20.32 | 28P | 68.58 | 71.12 |
| 9P | 20.32 | 22.86 | 29P | 71.12 | 73.66 |
| 10P | 22.86 | 25.40 | 30P | 73.66 | 76.20 |
| 11P | 25.40 | 27.94 | 31P | 76.20 | 78.74 |
| 12P | 27.94 | 30.48 | 32P | 78.74 | 81.28 |
| 13P | 30.48 | 33.02 | 33P | 81.28 | 83.82 |
| 14P | 33.02 | 35.56 | 34P | 83.82 | 86.36 |
| 15P | 35.56 | 38.10 | 35P | 86.36 | 88.90 |
| 16P | 38.10 | 40.64 | 36P | 88.90 | 91.44 |
| 17P | 40.64 | 43.18 | 37P | 91.44 | 93.98 |
| 18P | 43.18 | 45.72 | 38P | 93.98 | 96.52 |
| 19P | 45.72 | 48.26 | 39P | 96.52 | 99.06 |
| 20P | 48.26 | 50.80 | 40P | 99.06 | 101.60 |
| 21P | 50.80 | 53.34 | | | |

Unit: mm

A2541HWV-2xXP

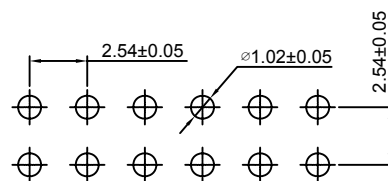
2.54mm Pitch 180° Dual Row Female Header

Reference Informations:

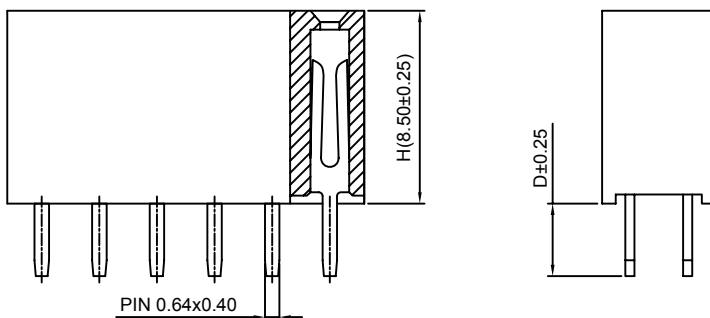
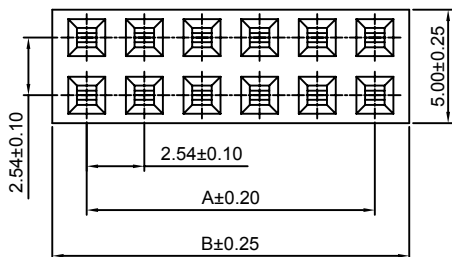
- *Material: Pin: Brass/Gold over Nickel
Insulator: PBT, UL94V-0
- *Mates with CJT A2541 series Dual row Pin Header
- *Color: Black

Ordering Information:
A2541HWV-2xXP - **** - **** - **** - ****
1 2 3 4 5

- Part No.
- Size(H):
(blank): 8.50mm
H71: 7.10mm
H57: 5.70mm
H50: 5.00mm
H35: 3.50mm (B:B-0.50mm)
H110: 11.00mm
- Size(D):
(blank): 3.20mm (H85, H71, H57, H50, H110)
D26: 2.60mm (H35)
D21: 2.10mm (H50)
- Material:
(blank): PBT, UL94V-0
6T: Nylon 6T, UL94V-0
GWT: Nylon 6T, UL94V-0, GWT 750°C
- Finish:
(blank): Gold-flash
G15: 15µin (0.38µm) MIN. Select Gold (Mating Area)
100µin (2.54µm) MIN. Select Tin
G30: 30µin (0.76µm) MIN. Select Gold (Mating Area)
100µin (2.54µm) MIN. Select Tin
T: Tin over Nickel



P.C.B LAYOUT



PIN 0.64x0.40

Ordering Information & Dimensions:

| PART NO. | Dimensions | | PART NO. | Dimensions | |
|----------|------------|-------|----------|------------|--------|
| | A | B | | A | B |
| 2x2P | 2.54 | 5.58 | 2x22P | 53.34 | 56.38 |
| 2x3P | 5.08 | 8.12 | 2x23P | 55.88 | 58.92 |
| 2x4P | 7.62 | 10.66 | 2x24P | 58.42 | 61.46 |
| 2x5P | 10.16 | 13.20 | 2x25P | 60.96 | 64.00 |
| 2x6P | 12.70 | 15.74 | 2x26P | 63.50 | 66.54 |
| 2x7P | 15.24 | 18.28 | 2x27P | 66.04 | 69.08 |
| 2x8P | 17.78 | 20.82 | 2x28P | 68.58 | 71.62 |
| 2x9P | 20.32 | 23.36 | 2x29P | 71.12 | 74.16 |
| 2x10P | 22.86 | 25.90 | 2x30P | 73.66 | 76.70 |
| 2x11P | 25.40 | 28.44 | 2x31P | 76.20 | 79.24 |
| 2x12P | 27.94 | 30.98 | 2x32P | 78.74 | 81.78 |
| 2x13P | 30.48 | 33.52 | 2x33P | 81.28 | 84.32 |
| 2x14P | 33.02 | 36.06 | 2x34P | 83.82 | 86.86 |
| 2x15P | 35.56 | 38.60 | 2x35P | 86.36 | 89.40 |
| 2x16P | 38.10 | 41.14 | 2x36P | 88.90 | 91.94 |
| 2x17P | 40.64 | 43.68 | 2x37P | 91.44 | 94.48 |
| 2x18P | 43.18 | 46.22 | 2x38P | 93.98 | 97.02 |
| 2x19P | 45.72 | 48.76 | 2x39P | 96.52 | 99.56 |
| 2x20P | 48.26 | 51.30 | 2x40P | 99.06 | 102.10 |
| 2x21P | 50.80 | 53.84 | | | |

Unit: mm

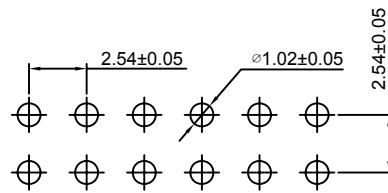
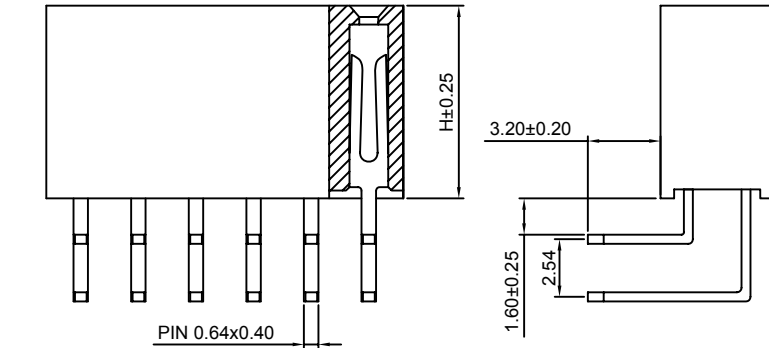
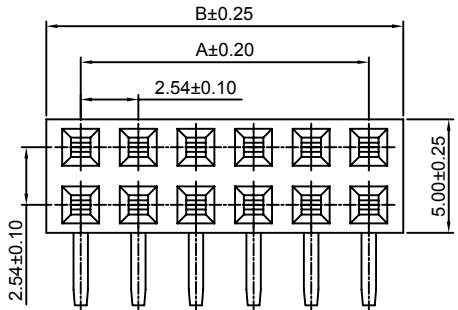
A2541HWR-2xXP

2.54mm Pitch 90° Dual Row Female Header

Reference Informations:

- *Material: Pin: Brass/Gold over Nickel
Insulator: PBT, UL94V-0
- *Mates with CJT A2541 series Dual row Pin Header
- *Color: Black

- Ordering Information:
A2541HWR-2xXP - *** - ***
1 2 3 4
- Part No.
 - Size(H):
(blank): 8.50mm
H71: 7.10mm
H57: 5.70mm
H50: 5.00mm
H35: 3.50mm (B-B-0.50mm)
H110: 11.00mm
 - Material:
(blank): PBT, UL94V-0
6T: Nylon 6T, UL94V-0
GWT: Nylon 6T, UL94V-0, GWT 750 °C
 - Finish:
(blank): Gold-flash
G15: 15µin (0.38µm) MIN. Select Gold (Mating Area)
100µin (2.54µm) MIN. Select Tin
G30: 30µin (0.76µm) MIN. Select Gold (Mating Area)
100µin (2.54µm) MIN. Select Tin
T: Tin over Nickel



P.C.B LAYOUT

Ordering Information & Dimensions:

| PART NO. | Dimensions | | PART NO. | Dimensions | |
|----------|------------|-------|----------|------------|--------|
| | A | B | | A | B |
| 2x2P | 2.54 | 5.58 | 2x22P | 53.34 | 56.38 |
| 2x3P | 5.08 | 8.12 | 2x23P | 55.88 | 58.92 |
| 2x4P | 7.62 | 10.66 | 2x24P | 58.42 | 61.46 |
| 2x5P | 10.16 | 13.20 | 2x25P | 60.96 | 64.00 |
| 2x6P | 12.70 | 15.74 | 2x26P | 63.50 | 66.54 |
| 2x7P | 15.24 | 18.28 | 2x27P | 66.04 | 69.08 |
| 2x8P | 17.78 | 20.82 | 2x28P | 68.58 | 71.62 |
| 2x9P | 20.32 | 23.36 | 2x29P | 71.12 | 74.16 |
| 2x10P | 22.86 | 25.90 | 2x30P | 73.66 | 76.70 |
| 2x11P | 25.40 | 28.44 | 2x31P | 76.20 | 79.24 |
| 2x12P | 27.94 | 30.98 | 2x32P | 78.74 | 81.78 |
| 2x13P | 30.48 | 33.52 | 2x33P | 81.28 | 84.32 |
| 2x14P | 33.02 | 36.06 | 2x34P | 83.82 | 86.86 |
| 2x15P | 35.56 | 38.60 | 2x35P | 86.36 | 89.40 |
| 2x16P | 38.10 | 41.14 | 2x36P | 88.90 | 91.94 |
| 2x17P | 40.64 | 43.68 | 2x37P | 91.44 | 94.48 |
| 2x18P | 43.18 | 46.22 | 2x38P | 93.98 | 97.02 |
| 2x19P | 45.72 | 48.76 | 2x39P | 96.52 | 99.56 |
| 2x20P | 48.26 | 51.30 | 2x40P | 99.06 | 102.10 |
| 2x21P | 50.80 | 53.84 | | | |

Unit: mm

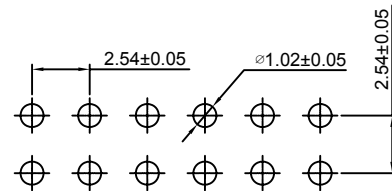
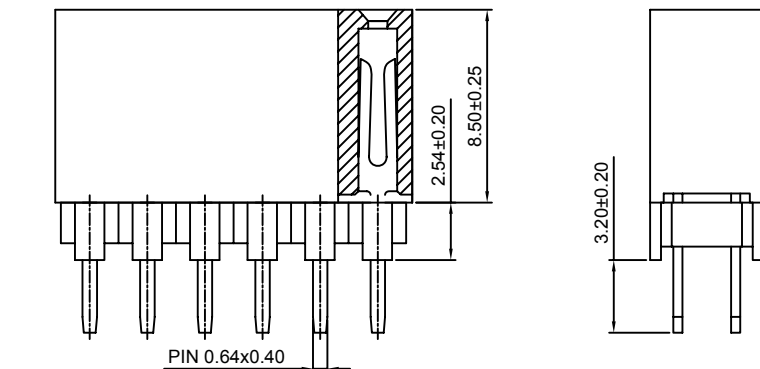
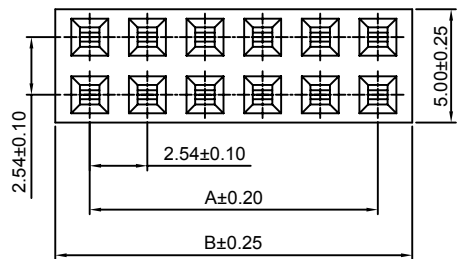
A2541HWV-2xXP-H

2.54mm Pitch 180° Dual Row Female Header

Reference Informations:

- *Material: Pin: Brass/Gold over Nickel
Insulator: PBT, UL94V-0
- *Mates with CJT A2541 series Dual row Pin Header
- *Color: Black

- Ordering Information:
A2541HWV-2xXP - *** - ***
1 2 3
- Part No.
 - Material:
(blank): PBT, UL94V-0
6T: Nylon 6T, UL94V-0
GWT: Nylon 6T, UL94V-0, GWT 750 °C
 - Finish:
(blank): Gold-flash
G15: 15µin (0.38µm) MIN. Select Gold (Mating Area)
100µin (2.54µm) MIN. Select Tin
G30: 30µin (0.76µm) MIN. Select Gold (Mating Area)
100µin (2.54µm) MIN. Select Tin
T: Tin over Nickel



P.C.B LAYOUT

Ordering Information & Dimensions:

| PART NO. | Dimensions | | PART NO. | Dimensions | |
|----------|------------|-------|----------|------------|--------|
| | A | B | | A | B |
| 2x2P | 2.54 | 5.58 | 2x22P | 53.34 | 56.38 |
| 2x3P | 5.08 | 8.12 | 2x23P | 55.88 | 58.92 |
| 2x4P | 7.62 | 10.66 | 2x24P | 58.42 | 61.46 |
| 2x5P | 10.16 | 13.20 | 2x25P | 60.96 | 64.00 |
| 2x6P | 12.70 | 15.74 | 2x26P | 63.50 | 66.54 |
| 2x7P | 15.24 | 18.28 | 2x27P | 66.04 | 69.08 |
| 2x8P | 17.78 | 20.82 | 2x28P | 68.58 | 71.62 |
| 2x9P | 20.32 | 23.36 | 2x29P | 71.12 | 74.16 |
| 2x10P | 22.86 | 25.90 | 2x30P | 73.66 | 76.70 |
| 2x11P | 25.40 | 28.44 | 2x31P | 76.20 | 79.24 |
| 2x12P | 27.94 | 30.98 | 2x32P | 78.74 | 81.78 |
| 2x13P | 30.48 | 33.52 | 2x33P | 81.28 | 84.32 |
| 2x14P | 33.02 | 36.06 | 2x34P | 83.82 | 86.86 |
| 2x15P | 35.56 | 38.60 | 2x35P | 86.36 | 89.40 |
| 2x16P | 38.10 | 41.14 | 2x36P | 88.90 | 91.94 |
| 2x17P | 40.64 | 43.68 | 2x37P | 91.44 | 94.48 |
| 2x18P | 43.18 | 46.22 | 2x38P | 93.98 | 97.02 |
| 2x19P | 45.72 | 48.76 | 2x39P | 96.52 | 99.56 |
| 2x20P | 48.26 | 51.30 | 2x40P | 99.06 | 102.10 |
| 2x21P | 50.80 | 53.84 | | | |

Unit: mm

A2541HWW-S-2xXP

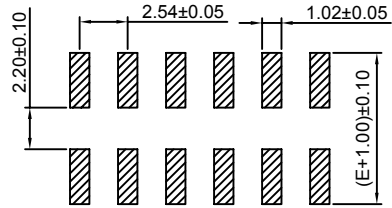
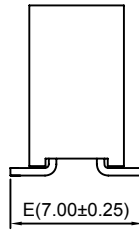
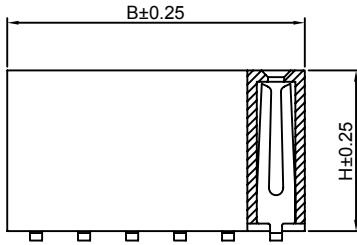
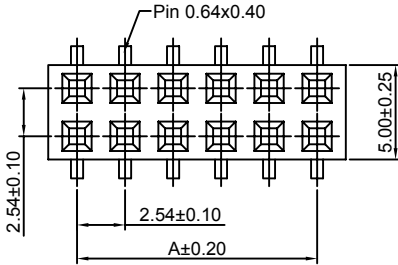
2.54mm Pitch 180° Dual Row Female Header - SMT TYPE

Reference Informations:

- *Material: Pin: Brass/Gold over Nickel
Insulator: Nylon 6T, UL94V-0
- *Mates with CJT A2541 series Dual row Pin Header
- *Color: Black

Ordering Information:
A2541HWW-S-2xXP - *** - *** - *** - ***
1 2 3 4 5

- Part No.
- Size(H):
(blank): 8.50mm
H71: 7.10mm
H57: 5.70mm
H50: 5.00mm
H110: 11.00mm
- Size(E):
(blank): 7.00mm
E80: 8.00mm
- Material:
(blank): Nylon 6T, UL94V-0
GWT: Nylon 6T, UL94V-0, GWT 750°C
- Finish:
(blank): Gold-flash
G15: 15µin (0.38µm) MIN. Select Gold (Mating Area)
100µin (2.54µm) MIN. Select Tin
G30: 30µin (0.76µm) MIN. Select Gold (Mating Area)
100µin (2.54µm) MIN. Select Tin
T: Tin over Nickel



P.C.B LAYOUT

Ordering Information & Dimensions:

| PART NO. | Dimensions | | PART NO. | Dimensions | |
|----------|------------|-------|----------|------------|--------|
| | A | B | | A | B |
| 2x2P | 2.54 | 5.58 | 2x22P | 53.34 | 56.38 |
| 2x3P | 5.08 | 8.12 | 2x23P | 55.88 | 58.92 |
| 2x4P | 7.62 | 10.66 | 2x24P | 58.42 | 61.46 |
| 2x5P | 10.16 | 13.20 | 2x25P | 60.96 | 64.00 |
| 2x6P | 12.70 | 15.74 | 2x26P | 63.50 | 66.54 |
| 2x7P | 15.24 | 18.28 | 2x27P | 66.04 | 69.08 |
| 2x8P | 17.78 | 20.82 | 2x28P | 68.58 | 71.62 |
| 2x9P | 20.32 | 23.36 | 2x29P | 71.12 | 74.16 |
| 2x10P | 22.86 | 25.90 | 2x30P | 73.66 | 76.70 |
| 2x11P | 25.40 | 28.44 | 2x31P | 76.20 | 79.24 |
| 2x12P | 27.94 | 30.98 | 2x32P | 78.74 | 81.78 |
| 2x13P | 30.48 | 33.52 | 2x33P | 81.28 | 84.32 |
| 2x14P | 33.02 | 36.06 | 2x34P | 83.82 | 86.86 |
| 2x15P | 35.56 | 38.60 | 2x35P | 86.36 | 89.40 |
| 2x16P | 38.10 | 41.14 | 2x36P | 88.90 | 91.94 |
| 2x17P | 40.64 | 43.68 | 2x37P | 91.44 | 94.48 |
| 2x18P | 43.18 | 46.22 | 2x38P | 93.98 | 97.02 |
| 2x19P | 45.72 | 48.76 | 2x39P | 96.52 | 99.56 |
| 2x20P | 48.26 | 51.30 | 2x40P | 99.06 | 102.10 |
| 2x21P | 50.80 | 53.84 | | | |

Unit: mm

A2541HWR-S-2xXP

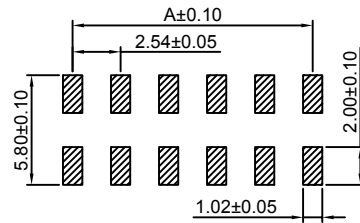
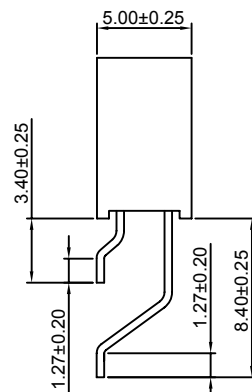
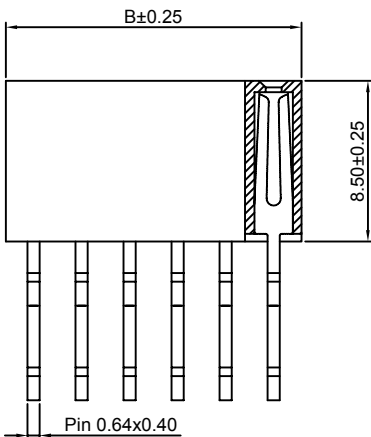
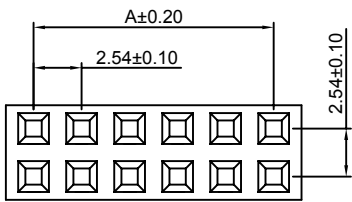
2.54mm Pitch 90° Dual Row Female Header - SMT TYPE

Reference Informations:

- *Material: Pin: Phosphor Bronze/Gold over Nickel
Insulator: Nylon 6T, UL94V-0
- *Mates with CJT A2541 series Dual row Pin Header
- *Color: Black

Ordering Information:
A2541HWR-S-2xXP - *** - ***
1 2 3

- Part No.
- Material:
(Blank): Nylon 6T, UL94V-0
GWT: Nylon 6T, UL94V-0, GWT 750°C
- Finish:
(blank): Gold-flash
G15: 15µin (0.38µm) MIN. Select Gold (Mating Area)
100µin (2.54µm) MIN. Select Tin
G30: 30µin (0.76µm) MIN. Select Gold (Mating Area)
100µin (2.54µm) MIN. Select Tin
T: Tin over Nickel



P.C.B LAYOUT

Ordering Information & Dimensions:

| PART NO. | Dimensions | | PART NO. | Dimensions | |
|----------|------------|-------|----------|------------|--------|
| | A | B | | A | B |
| 2x2P | 2.54 | 5.58 | 2x22P | 53.34 | 56.38 |
| 2x3P | 5.08 | 8.12 | 2x23P | 55.88 | 58.92 |
| 2x4P | 7.62 | 10.66 | 2x24P | 58.42 | 61.46 |
| 2x5P | 10.16 | 13.20 | 2x25P | 60.96 | 64.00 |
| 2x6P | 12.70 | 15.74 | 2x26P | 63.50 | 66.54 |
| 2x7P | 15.24 | 18.28 | 2x27P | 66.04 | 69.08 |
| 2x8P | 17.78 | 20.82 | 2x28P | 68.58 | 71.62 |
| 2x9P | 20.32 | 23.36 | 2x29P | 71.12 | 74.16 |
| 2x10P | 22.86 | 25.90 | 2x30P | 73.66 | 76.70 |
| 2x11P | 25.40 | 28.44 | 2x31P | 76.20 | 79.24 |
| 2x12P | 27.94 | 30.98 | 2x32P | 78.74 | 81.78 |
| 2x13P | 30.48 | 33.52 | 2x33P | 81.28 | 84.32 |
| 2x14P | 33.02 | 36.06 | 2x34P | 83.82 | 86.86 |
| 2x15P | 35.56 | 38.60 | 2x35P | 86.36 | 89.40 |
| 2x16P | 38.10 | 41.14 | 2x36P | 88.90 | 91.94 |
| 2x17P | 40.64 | 43.68 | 2x37P | 91.44 | 94.48 |
| 2x18P | 43.18 | 46.22 | 2x38P | 93.98 | 97.02 |
| 2x19P | 45.72 | 48.76 | 2x39P | 96.52 | 99.56 |
| 2x20P | 48.26 | 51.30 | 2x40P | 99.06 | 102.10 |
| 2x21P | 50.80 | 53.84 | | | |

Unit: mm

A2541HWV-S-F-2xXP

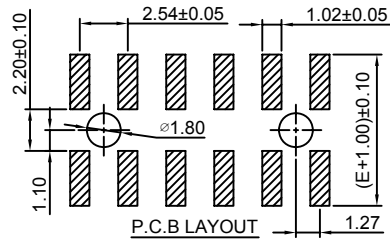
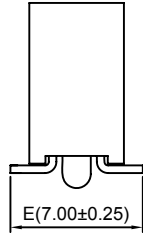
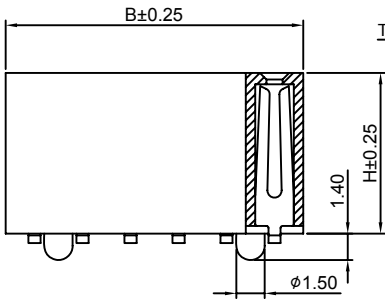
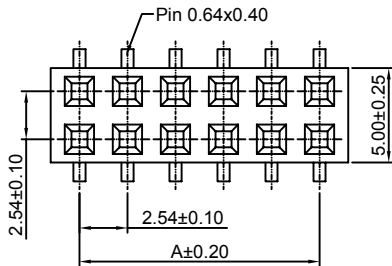
2.54mm Pitch 180° Dual Row Female Header - SMT TYPE

Reference Informations:

- *Material: Pin: Brass/Gold over Nickel
Insulator: Nylon 6T, UL94V-0
- *Mates with CJT A2541 series Dual row Pin Header
- *Color: Black

Ordering Information:
A2541HWV-S-F-2xXP - **** - *** - *** - ***

- Part No.
- Size(H):
(blank): 8.50mm
H71: 7.10mm
H57: 5.70mm
H50: 5.00mm
H110: 11.00mm
- Size(E):
(blank): 7.00mm
E80: 8.00mm
- Material:
(blank): Nylon 6T, UL94V-0
GWT: Nylon 6T, UL94V-0, GWT 750°C
- Finish:
(blank): Gold-flash
G15: 15µin (0.38µm) MIN. Select Gold (Mating Area)
100µin (2.54µm) MIN. Select Tin
G30: 30µin (0.76µm) MIN. Select Gold (Mating Area)
100µin (2.54µm) MIN. Select Tin
T: Tin over Nickel



Ordering Information & Dimensions:

| PART NO. | Dimensions | | PART NO. | Dimensions | |
|----------|------------|-------|----------|------------|--------|
| | A | B | | A | B |
| 2x2P | 2.54 | 5.58 | 2x22P | 53.34 | 56.38 |
| 2x3P | 5.08 | 8.12 | 2x23P | 55.88 | 58.92 |
| 2x4P | 7.62 | 10.66 | 2x24P | 58.42 | 61.46 |
| 2x5P | 10.16 | 13.20 | 2x25P | 60.96 | 64.00 |
| 2x6P | 12.70 | 15.74 | 2x26P | 63.50 | 66.54 |
| 2x7P | 15.24 | 18.28 | 2x27P | 66.04 | 69.08 |
| 2x8P | 17.78 | 20.82 | 2x28P | 68.58 | 71.62 |
| 2x9P | 20.32 | 23.36 | 2x29P | 71.12 | 74.16 |
| 2x10P | 22.86 | 25.90 | 2x30P | 73.66 | 76.70 |
| 2x11P | 25.40 | 28.44 | 2x31P | 76.20 | 79.24 |
| 2x12P | 27.94 | 30.98 | 2x32P | 78.74 | 81.78 |
| 2x13P | 30.48 | 33.52 | 2x33P | 81.28 | 84.32 |
| 2x14P | 33.02 | 36.06 | 2x34P | 83.82 | 86.86 |
| 2x15P | 35.56 | 38.60 | 2x35P | 86.36 | 89.40 |
| 2x16P | 38.10 | 41.14 | 2x36P | 88.90 | 91.94 |
| 2x17P | 40.64 | 43.68 | 2x37P | 91.44 | 94.48 |
| 2x18P | 43.18 | 46.22 | 2x38P | 93.98 | 97.02 |
| 2x19P | 45.72 | 48.76 | 2x39P | 96.52 | 99.56 |
| 2x20P | 48.26 | 51.30 | 2x40P | 99.06 | 102.10 |
| 2x21P | 50.80 | 53.84 | | | |

Unit: mm

A2541HWVA-2xXP

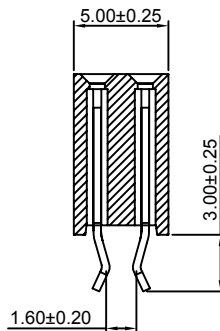
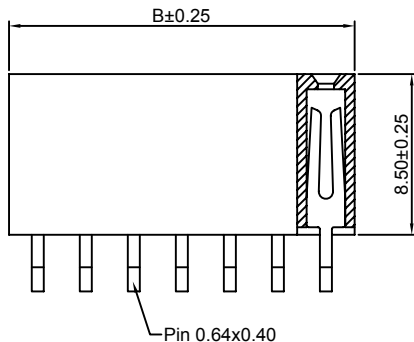
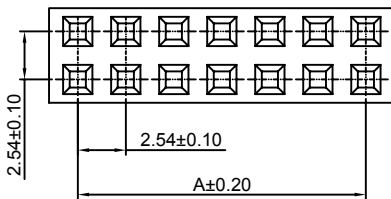
2.54mm Pitch 180° Dual Row Female Header

Reference Informations:

- *Material: Pin: Brass/Gold over Nickel
Insulator: PBT, UL94V-0
- *Mates with CJT A2541 series Dual row Pin Header
- *Color: Black

Ordering Information:
A2541HWVA-2xXP - *** - ***

- Part No.
- Material:
(blank): PBT, UL94V-0
6T: Nylon 6T, UL94V-0
GWT: Nylon 6T, UL94V-0, GWT 750°C
- Finish:
(blank): Gold-flash
G15: 15µin (0.38µm) MIN. Select Gold (Mating Area)
100µin (2.54µm) MIN. Select Tin
G30: 30µin (0.76µm) MIN. Select Gold (Mating Area)
100µin (2.54µm) MIN. Select Tin
T: Tin over Nickel



Ordering Information & Dimensions:

| PART NO. | Dimensions | | PART NO. | Dimensions | |
|----------|------------|-------|----------|------------|--------|
| | A | B | | A | B |
| 2x2P | 2.54 | 5.58 | 2x22P | 53.34 | 56.38 |
| 2x3P | 5.08 | 8.12 | 2x23P | 55.88 | 58.92 |
| 2x4P | 7.62 | 10.66 | 2x24P | 58.42 | 61.46 |
| 2x5P | 10.16 | 13.20 | 2x25P | 60.96 | 64.00 |
| 2x6P | 12.70 | 15.74 | 2x26P | 63.50 | 66.54 |
| 2x7P | 15.24 | 18.28 | 2x27P | 66.04 | 69.08 |
| 2x8P | 17.78 | 20.82 | 2x28P | 68.58 | 71.62 |
| 2x9P | 20.32 | 23.36 | 2x29P | 71.12 | 74.16 |
| 2x10P | 22.86 | 25.90 | 2x30P | 73.66 | 76.70 |
| 2x11P | 25.40 | 28.44 | 2x31P | 76.20 | 79.24 |
| 2x12P | 27.94 | 30.98 | 2x32P | 78.74 | 81.78 |
| 2x13P | 30.48 | 33.52 | 2x33P | 81.28 | 84.32 |
| 2x14P | 33.02 | 36.06 | 2x34P | 83.82 | 86.86 |
| 2x15P | 35.56 | 38.60 | 2x35P | 86.36 | 89.40 |
| 2x16P | 38.10 | 41.14 | 2x36P | 88.90 | 91.94 |
| 2x17P | 40.64 | 43.68 | 2x37P | 91.44 | 94.48 |
| 2x18P | 43.18 | 46.22 | 2x38P | 93.98 | 97.02 |
| 2x19P | 45.72 | 48.76 | 2x39P | 96.52 | 99.56 |
| 2x20P | 48.26 | 51.30 | 2x40P | 99.06 | 102.10 |
| 2x21P | 50.80 | 53.84 | | | |

Unit: mm

A2541HWV-N-2xXP

2.54mm Pitch 180° Dual Row Female Header

Reference Informations:

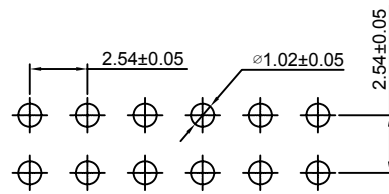
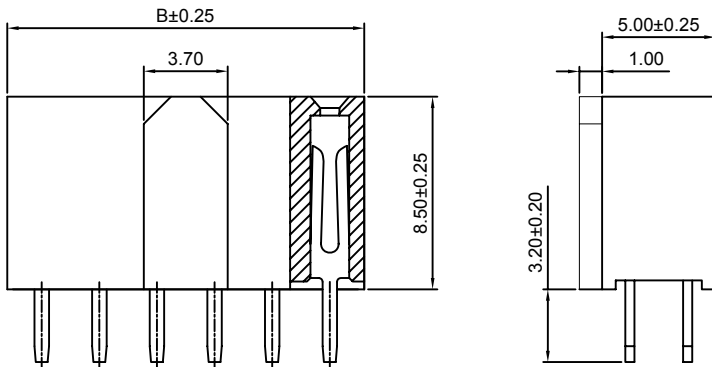
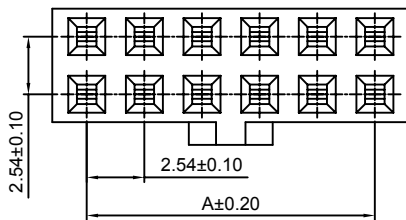
*Material: Pin: Brass/Gold over Nickel
Insulator: PBT, UL94V-0

*Mates with CJT A2541 series Dual row Pin Header

*Color: Black

Ordering Information:
A2541HWV-N-2xXP - *** - ***
1 2 3

1. Part No.
2. Material:
(blank): PBT, UL94V-0
6T: Nylon 6T, UL94V-0
GWT: Nylon 6T, UL94V-0, GWT 750°C
3. Finish:
(blank): Gold-flash
G15: 15µin (0.38µm) MIN. Select Gold (Mating Area)
100µin (2.54µm) MIN. Select Tin
G30: 30µin (0.76µm) MIN. Select Gold (Mating Area)
100µin (2.54µm) MIN. Select Tin
T: Tin over Nickel



P.C.B LAYOUT

Ordering Information & Dimensions:

| PART NO. | Dimensions | | PART NO. | Dimensions | |
|----------|------------|-------|----------|------------|--------|
| | A | B | | A | B |
| 2x2P | 2.54 | 5.58 | 2x22P | 53.34 | 56.38 |
| 2x3P | 5.08 | 8.12 | 2x23P | 55.88 | 58.92 |
| 2x4P | 7.62 | 10.66 | 2x24P | 58.42 | 61.46 |
| 2x5P | 10.16 | 13.20 | 2x25P | 60.96 | 64.00 |
| 2x6P | 12.70 | 15.74 | 2x26P | 63.50 | 66.54 |
| 2x7P | 15.24 | 18.28 | 2x27P | 66.04 | 69.08 |
| 2x8P | 17.78 | 20.82 | 2x28P | 68.58 | 71.62 |
| 2x9P | 20.32 | 23.36 | 2x29P | 71.12 | 74.16 |
| 2x10P | 22.86 | 25.90 | 2x30P | 73.66 | 76.70 |
| 2x11P | 25.40 | 28.44 | 2x31P | 76.20 | 79.24 |
| 2x12P | 27.94 | 30.98 | 2x32P | 78.74 | 81.78 |
| 2x13P | 30.48 | 33.52 | 2x33P | 81.28 | 84.32 |
| 2x14P | 33.02 | 36.06 | 2x34P | 83.82 | 86.86 |
| 2x15P | 35.56 | 38.60 | 2x35P | 86.36 | 89.40 |
| 2x16P | 38.10 | 41.14 | 2x36P | 88.90 | 91.94 |
| 2x17P | 40.64 | 43.68 | 2x37P | 91.44 | 94.48 |
| 2x18P | 43.18 | 46.22 | 2x38P | 93.98 | 97.02 |
| 2x19P | 45.72 | 48.76 | 2x39P | 96.52 | 99.56 |
| 2x20P | 48.26 | 51.30 | 2x40P | 99.06 | 102.10 |
| 2x21P | 50.80 | 53.84 | | | |

Unit: mm

A2541HWR-N-2xXP

2.54mm Pitch 90° Dual Row Female Header

Reference Informations:

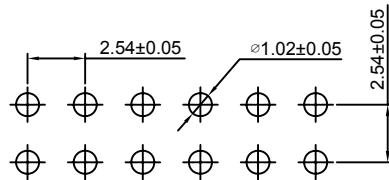
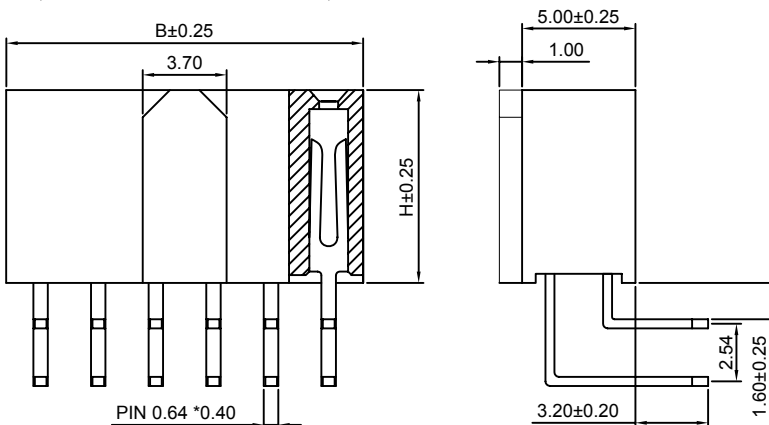
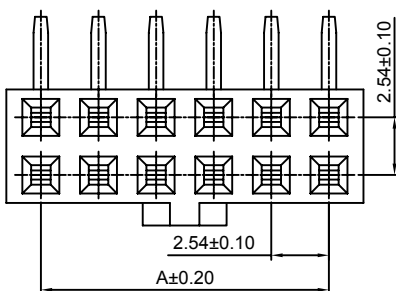
*Material: Pin: Brass/Gold over Nickel
Insulator: PBT, UL94V-0

*Mates with CJT A2541 series Dual row Pin Header

*Color: Black

Ordering Information:
A2541HWR-N-2xXP - *** - ***
1 2 3

1. Part No.
2. Material:
(blank): PBT, UL94V-0
6T: Nylon 6T, UL94V-0
GWT: Nylon 6T, UL94V-0, GWT 750°C
3. Finish:
(blank): Gold-flash
G15: 15µin (0.38µm) MIN. Select Gold (Mating Area)
100µin (2.54µm) MIN. Select Tin
G30: 30µin (0.76µm) MIN. Select Gold (Mating Area)
100µin (2.54µm) MIN. Select Tin
T: Tin over Nickel



P.C.B LAYOUT

Ordering Information & Dimensions:

| PART NO. | Dimensions | | PART NO. | Dimensions | |
|----------|------------|-------|----------|------------|--------|
| | A | B | | A | B |
| 2x2P | 2.54 | 5.58 | 2x22P | 53.34 | 56.38 |
| 2x3P | 5.08 | 8.12 | 2x23P | 55.88 | 58.92 |
| 2x4P | 7.62 | 10.66 | 2x24P | 58.42 | 61.46 |
| 2x5P | 10.16 | 13.20 | 2x25P | 60.96 | 64.00 |
| 2x6P | 12.70 | 15.74 | 2x26P | 63.50 | 66.54 |
| 2x7P | 15.24 | 18.28 | 2x27P | 66.04 | 69.08 |
| 2x8P | 17.78 | 20.82 | 2x28P | 68.58 | 71.62 |
| 2x9P | 20.32 | 23.36 | 2x29P | 71.12 | 74.16 |
| 2x10P | 22.86 | 25.90 | 2x30P | 73.66 | 76.70 |
| 2x11P | 25.40 | 28.44 | 2x31P | 76.20 | 79.24 |
| 2x12P | 27.94 | 30.98 | 2x32P | 78.74 | 81.78 |
| 2x13P | 30.48 | 33.52 | 2x33P | 81.28 | 84.32 |
| 2x14P | 33.02 | 36.06 | 2x34P | 83.82 | 86.86 |
| 2x15P | 35.56 | 38.60 | 2x35P | 86.36 | 89.40 |
| 2x16P | 38.10 | 41.14 | 2x36P | 88.90 | 91.94 |
| 2x17P | 40.64 | 43.68 | 2x37P | 91.44 | 94.48 |
| 2x18P | 43.18 | 46.22 | 2x38P | 93.98 | 97.02 |
| 2x19P | 45.72 | 48.76 | 2x39P | 96.52 | 99.56 |
| 2x20P | 48.26 | 51.30 | 2x40P | 99.06 | 102.10 |
| 2x21P | 50.80 | 53.84 | | | |

Unit: mm

A2541HWV-N-2xXP-A

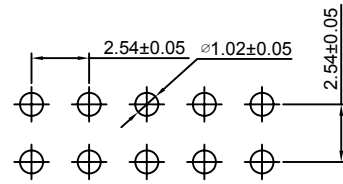
2.54mm Pitch 180° Dual Row Female Header

Reference Informations:

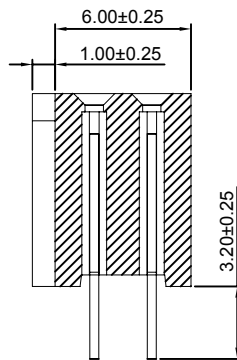
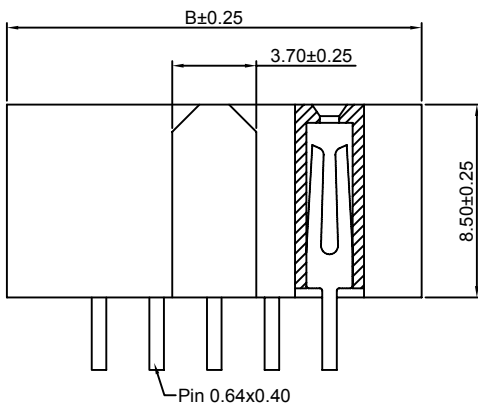
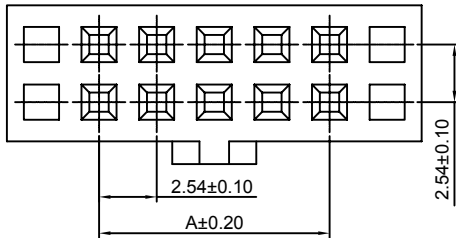
- *Material: Pin: Brass/Gold over Nickel
Insulator: PBT, UL94V-0
- *Mates with CJT A2541 series Dual row Pin Header
- *Color: Black

Ordering Information:
A2541HWV-N-2xXP-A - *** - ***
1 2 3

1. Part No.
2. Material:
(blank): PBT, UL94V-0
6T: Nylon 6T, UL94V-0
GWT: Nylon 6T, UL94V-0, GWT 750 °C
3. Finish:
(blank): Gold-flash
G15: 15µin (0.38µm) MIN. Select Gold (Mating Area)
100µin (2.54µm) MIN. Select Tin
G30: 30µin (0.76µm) MIN. Select Gold (Mating Area)
100µin (2.54µm) MIN. Select Tin
T: Tin over Nickel



P.C.B LAYOUT



Ordering Information & Dimensions:

| PART NO. | Dimensions | | PART NO. | Dimensions | |
|----------|------------|-------|----------|------------|--------|
| | A | B | | A | B |
| 2x2P | 2.54 | 5.58 | 2x22P | 53.34 | 56.38 |
| 2x3P | 5.08 | 8.12 | 2x23P | 55.88 | 58.92 |
| 2x4P | 7.62 | 10.66 | 2x24P | 58.42 | 61.46 |
| 2x5P | 10.16 | 13.20 | 2x25P | 60.96 | 64.00 |
| 2x6P | 12.70 | 15.74 | 2x26P | 63.50 | 66.54 |
| 2x7P | 15.24 | 18.28 | 2x27P | 66.04 | 69.08 |
| 2x8P | 17.78 | 20.82 | 2x28P | 68.58 | 71.62 |
| 2x9P | 20.32 | 23.36 | 2x29P | 71.12 | 74.16 |
| 2x10P | 22.86 | 25.90 | 2x30P | 73.66 | 76.70 |
| 2x11P | 25.40 | 28.44 | 2x31P | 76.20 | 79.24 |
| 2x12P | 27.94 | 30.98 | 2x32P | 78.74 | 81.78 |
| 2x13P | 30.48 | 33.52 | 2x33P | 81.28 | 84.32 |
| 2x14P | 33.02 | 36.06 | 2x34P | 83.82 | 86.86 |
| 2x15P | 35.56 | 38.60 | 2x35P | 86.36 | 89.40 |
| 2x16P | 38.10 | 41.14 | 2x36P | 88.90 | 91.94 |
| 2x17P | 40.64 | 43.68 | 2x37P | 91.44 | 94.48 |
| 2x18P | 43.18 | 46.22 | 2x38P | 93.98 | 97.02 |
| 2x19P | 45.72 | 48.76 | 2x39P | 96.52 | 99.56 |
| 2x20P | 48.26 | 51.30 | 2x40P | 99.06 | 102.10 |
| 2x21P | 50.80 | 53.84 | | | |

Unit: mm

A2541HWV-N-S-2xXP

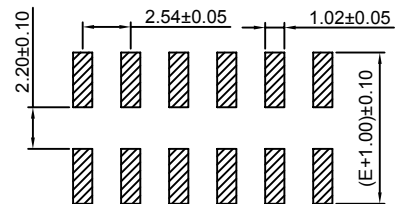
2.54mm Pitch 180° Dual Row Female Header - SMT TYPE

Reference Informations:

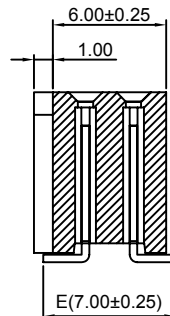
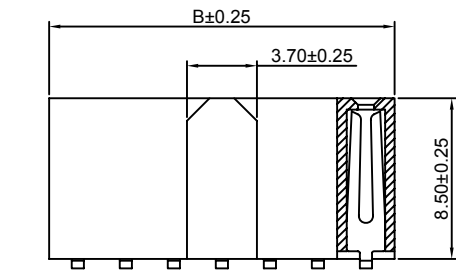
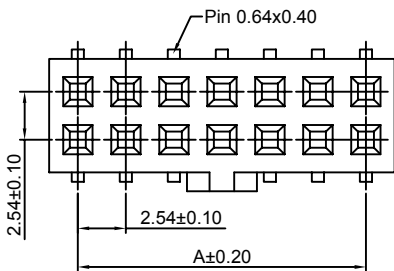
- *Material: Pin: Brass/Gold over Nickel
Insulator: Nylon 6T, UL94V-0
- *Mates with CJT A2541 series Dual row Pin Header
- *Color: Black

Ordering Information:
A2541HWV-N-S-2xXP - *** - *** - ***
1 2 3 4

1. Part No.
2. Size (E):
(blank): 7.00mm
E80: 8.00mm
3. Material:
(blank): Nylon 6T, UL94V-0
GWT: Nylon 6T, UL94V-0, GWT 750 °C
4. Finish:
(blank): Gold-flash
G15: 15µin (0.38µm) MIN. Select Gold (Mating Area)
100µin (2.54µm) MIN. Select Tin
G30: 30µin (0.76µm) MIN. Select Gold (Mating Area)
100µin (2.54µm) MIN. Select Tin
T: Tin over Nickel



P.C.B LAYOUT



Ordering Information & Dimensions:

| PART NO. | Dimensions | | PART NO. | Dimensions | |
|----------|------------|-------|----------|------------|--------|
| | A | B | | A | B |
| 2x2P | 2.54 | 5.58 | 2x22P | 53.34 | 56.38 |
| 2x3P | 5.08 | 8.12 | 2x23P | 55.88 | 58.92 |
| 2x4P | 7.62 | 10.66 | 2x24P | 58.42 | 61.46 |
| 2x5P | 10.16 | 13.20 | 2x25P | 60.96 | 64.00 |
| 2x6P | 12.70 | 15.74 | 2x26P | 63.50 | 66.54 |
| 2x7P | 15.24 | 18.28 | 2x27P | 66.04 | 69.08 |
| 2x8P | 17.78 | 20.82 | 2x28P | 68.58 | 71.62 |
| 2x9P | 20.32 | 23.36 | 2x29P | 71.12 | 74.16 |
| 2x10P | 22.86 | 25.90 | 2x30P | 73.66 | 76.70 |
| 2x11P | 25.40 | 28.44 | 2x31P | 76.20 | 79.24 |
| 2x12P | 27.94 | 30.98 | 2x32P | 78.74 | 81.78 |
| 2x13P | 30.48 | 33.52 | 2x33P | 81.28 | 84.32 |
| 2x14P | 33.02 | 36.06 | 2x34P | 83.82 | 86.86 |
| 2x15P | 35.56 | 38.60 | 2x35P | 86.36 | 89.40 |
| 2x16P | 38.10 | 41.14 | 2x36P | 88.90 | 91.94 |
| 2x17P | 40.64 | 43.68 | 2x37P | 91.44 | 94.48 |
| 2x18P | 43.18 | 46.22 | 2x38P | 93.98 | 97.02 |
| 2x19P | 45.72 | 48.76 | 2x39P | 96.52 | 99.56 |
| 2x20P | 48.26 | 51.30 | 2x40P | 99.06 | 102.10 |
| 2x21P | 50.80 | 53.84 | | | |

Unit: mm

A2541HWV-N-S-2xXP-A

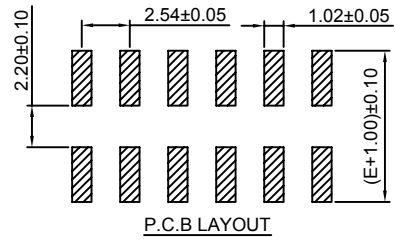
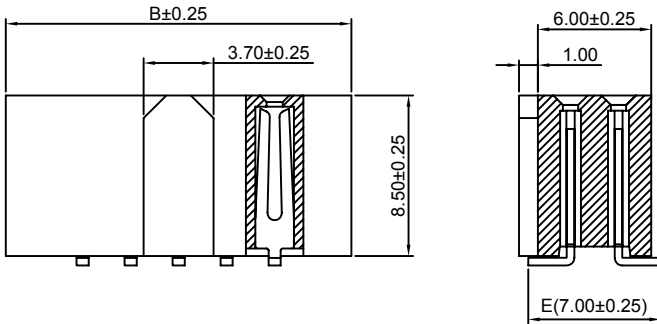
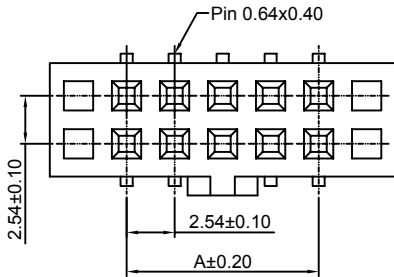
2.54mm Pitch 180° Dual Row Female Header -SMT TYPE

Reference Informations:

- *Material: Pin: Brass/Gold over Nickel
Insulator: Nylon 6T, UL94V-0
- *Mates with CJT A2541 series Dual row Pin Header
- *Color: Black

Ordering Information:
A2541HWV-N-S-2xXP-A - *** - *** - ***
1 2 3 4

- Part No.
- Size(E):
(blank): 7.00mm
E80: 8.00mm
- Material:
(blank): Nylon 6T, UL94V-0
GWT: Nylon 6T, UL94V-0, GWT 750 °C
- Finish:
(blank): Gold-flash
G15: 15µin (0.38µm) MIN. Select Gold (Mating Area)
100µin (2.54µm) MIN. Select Tin
G30: 30µin (0.76µm) MIN. Select Gold (Mating Area)
100µin (2.54µm) MIN. Select Tin
I: Tin over Nickel



Ordering Information & Dimensions:

| PART NO. | Dimensions | | PART NO. | Dimensions | |
|----------|------------|-------|----------|------------|--------|
| | A | B | | A | B |
| 2x2P | 2.54 | 5.58 | 2x22P | 53.34 | 56.38 |
| 2x3P | 5.08 | 8.12 | 2x23P | 55.88 | 58.92 |
| 2x4P | 7.62 | 10.66 | 2x24P | 58.42 | 61.46 |
| 2x5P | 10.16 | 13.20 | 2x25P | 60.96 | 64.00 |
| 2x6P | 12.70 | 15.74 | 2x26P | 63.50 | 66.54 |
| 2x7P | 15.24 | 18.28 | 2x27P | 66.04 | 69.08 |
| 2x8P | 17.78 | 20.82 | 2x28P | 68.58 | 71.62 |
| 2x9P | 20.32 | 23.36 | 2x29P | 71.12 | 74.16 |
| 2x10P | 22.86 | 25.90 | 2x30P | 73.66 | 76.70 |
| 2x11P | 25.40 | 28.44 | 2x31P | 76.20 | 79.24 |
| 2x12P | 27.94 | 30.98 | 2x32P | 78.74 | 81.78 |
| 2x13P | 30.48 | 33.52 | 2x33P | 81.28 | 84.32 |
| 2x14P | 33.02 | 36.06 | 2x34P | 83.82 | 86.86 |
| 2x15P | 35.56 | 38.60 | 2x35P | 86.36 | 89.40 |
| 2x16P | 38.10 | 41.14 | 2x36P | 88.90 | 91.94 |
| 2x17P | 40.64 | 43.68 | 2x37P | 91.44 | 94.48 |
| 2x18P | 43.18 | 46.22 | 2x38P | 93.98 | 97.02 |
| 2x19P | 45.72 | 48.76 | 2x39P | 96.52 | 99.56 |
| 2x20P | 48.26 | 51.30 | 2x40P | 99.06 | 102.10 |
| 2x21P | 50.80 | 53.84 | | | |

Unit: mm

A2541HWV-N1-2xXP

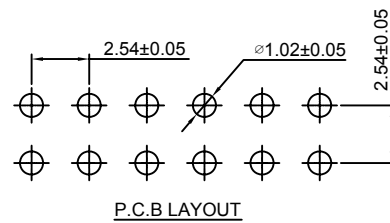
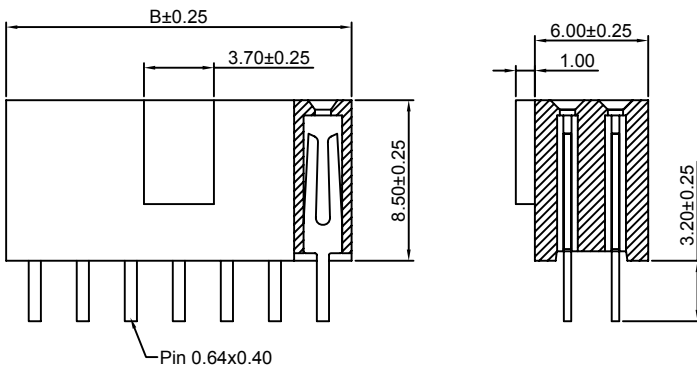
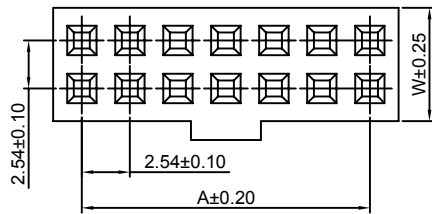
2.54mm Pitch 180° Dual Row Female Header

Reference Informations:

- *Material: Pin: Brass/Gold over Nickel
Insulator: PBT, UL94V-0
- *Mates with CJT A2541 series Dual row Pin Header
- *Color: Black

Ordering Information:
A2541HWV-N1-2xXP - *** - *** - ***
1 2 3 4

- Part No.
- Size(W):
(blank): 6.00mm
W50: 5.00mm
- Material:
(blank): PBT, UL94V-0
6T: Nylon 6T, UL94V-0
GWT: Nylon 6T, UL94V-0, GWT 750 °C
- Finish:
(blank): Gold-flash
G15: 15µin (0.38µm) MIN. Select Gold (Mating Area)
100µin (2.54µm) MIN. Select Tin
G30: 30µin (0.76µm) MIN. Select Gold (Mating Area)
100µin (2.54µm) MIN. Select Tin
I: Tin over Nickel



Ordering Information & Dimensions:

| PART NO. | Dimensions | | PART NO. | Dimensions | |
|----------|------------|-------|----------|------------|--------|
| | A | B | | A | B |
| 2x2P | 2.54 | 5.58 | 2x22P | 53.34 | 56.38 |
| 2x3P | 5.08 | 8.12 | 2x23P | 55.88 | 58.92 |
| 2x4P | 7.62 | 10.66 | 2x24P | 58.42 | 61.46 |
| 2x5P | 10.16 | 13.20 | 2x25P | 60.96 | 64.00 |
| 2x6P | 12.70 | 15.74 | 2x26P | 63.50 | 66.54 |
| 2x7P | 15.24 | 18.28 | 2x27P | 66.04 | 69.08 |
| 2x8P | 17.78 | 20.82 | 2x28P | 68.58 | 71.62 |
| 2x9P | 20.32 | 23.36 | 2x29P | 71.12 | 74.16 |
| 2x10P | 22.86 | 25.90 | 2x30P | 73.66 | 76.70 |
| 2x11P | 25.40 | 28.44 | 2x31P | 76.20 | 79.24 |
| 2x12P | 27.94 | 30.98 | 2x32P | 78.74 | 81.78 |
| 2x13P | 30.48 | 33.52 | 2x33P | 81.28 | 84.32 |
| 2x14P | 33.02 | 36.06 | 2x34P | 83.82 | 86.86 |
| 2x15P | 35.56 | 38.60 | 2x35P | 86.36 | 89.40 |
| 2x16P | 38.10 | 41.14 | 2x36P | 88.90 | 91.94 |
| 2x17P | 40.64 | 43.68 | 2x37P | 91.44 | 94.48 |
| 2x18P | 43.18 | 46.22 | 2x38P | 93.98 | 97.02 |
| 2x19P | 45.72 | 48.76 | 2x39P | 96.52 | 99.56 |
| 2x20P | 48.26 | 51.30 | 2x40P | 99.06 | 102.10 |
| 2x21P | 50.80 | 53.84 | | | |

A2541HWV-N1-2xXP-A

2.54mm Pitch 180° Dual Row Female Header

Reference Informations:

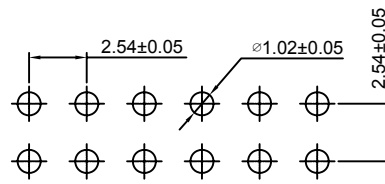
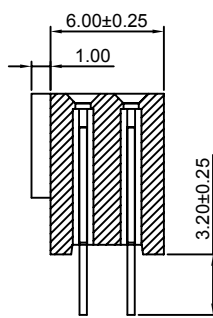
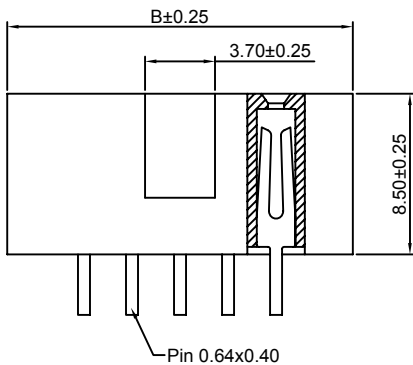
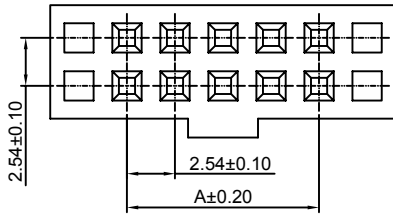
*Material: Pin: Brass/Gold over Nickel
Insulator: PBT, UL94V-0

*Mates with CJT A2541 series Dual row Pin Header

*Color: Black

Ordering Information:
A2541HWV-N1-2xXP-A - $\frac{***}{1} - \frac{***}{2} - \frac{***}{3}$

- Part No.
- Material:
(blank): PBT, UL94V-0
6T: Nylon 6T, UL94V-0
GWT: Nylon 6T, UL94V-0, GWT 750°C
- Finish:
(blank): Gold-flash
G15: 15µin (0.38µm) MIN. Select Gold (Mating Area)
100µin (2.54µm) MIN. Select Tin
G30: 30µin (0.76µm) MIN. Select Gold (Mating Area)
100µin (2.54µm) MIN. Select Tin
T: Tin over Nickel



P.C.B LAYOUT

Ordering Information & Dimensions:

| PART NO. | Dimensions | | PART NO. | Dimensions | |
|----------|------------|-------|----------|------------|--------|
| | A | B | | A | B |
| 2x2P | 2.54 | 5.58 | 2x22P | 53.34 | 56.38 |
| 2x3P | 5.08 | 8.12 | 2x23P | 55.88 | 58.92 |
| 2x4P | 7.62 | 10.66 | 2x24P | 58.42 | 61.46 |
| 2x5P | 10.16 | 13.20 | 2x25P | 60.96 | 64.00 |
| 2x6P | 12.70 | 15.74 | 2x26P | 63.50 | 66.54 |
| 2x7P | 15.24 | 18.28 | 2x27P | 66.04 | 69.08 |
| 2x8P | 17.78 | 20.82 | 2x28P | 68.58 | 71.62 |
| 2x9P | 20.32 | 23.36 | 2x29P | 71.12 | 74.16 |
| 2x10P | 22.86 | 25.90 | 2x30P | 73.66 | 76.70 |
| 2x11P | 25.40 | 28.44 | 2x31P | 76.20 | 79.24 |
| 2x12P | 27.94 | 30.98 | 2x32P | 78.74 | 81.78 |
| 2x13P | 30.48 | 33.52 | 2x33P | 81.28 | 84.32 |
| 2x14P | 33.02 | 36.06 | 2x34P | 83.82 | 86.86 |
| 2x15P | 35.56 | 38.60 | 2x35P | 86.36 | 89.40 |
| 2x16P | 38.10 | 41.14 | 2x36P | 88.90 | 91.94 |
| 2x17P | 40.64 | 43.68 | 2x37P | 91.44 | 94.48 |
| 2x18P | 43.18 | 46.22 | 2x38P | 93.98 | 97.02 |
| 2x19P | 45.72 | 48.76 | 2x39P | 96.52 | 99.56 |
| 2x20P | 48.26 | 51.30 | 2x40P | 99.06 | 102.10 |
| 2x21P | 50.80 | 53.84 | | | |

Unit: mm

A2541HWV-2xXP-U

2.54mm Pitch 180° Dual Row Female Header

Reference Informations:

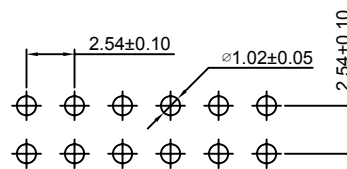
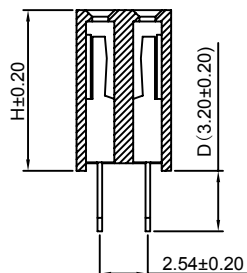
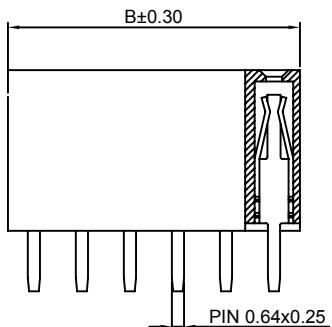
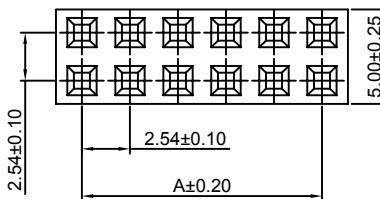
*Material: Pin: Brass/Gold over Nickel
Insulator: PBT, UL94V-0

*Mates with CJT A2541 series Dual row Pin Header

*Color: Black

Ordering Information:
A2541HWV-2xXP-U - $\frac{***}{1} - \frac{***}{2} - \frac{***}{3} - \frac{***}{4}$

- Part No.
- Size(H):
(blank): 8.50mm
H71: 7.10mm
H50: 5.00mm (Pin: 0.60x0.20)
H35: 3.50mm (Pin: 0.50x0.15, B: 0.50mm, D: 3.50mm)
- Material:
(blank): PBT, UL94V-0
6T: Nylon 6T, UL94V-0
GWT: Nylon 6T, UL94V-0, GWT 750°C
- Finish:
(blank): Gold-flash
G15: 15µin (0.38µm) MIN. Select Gold (Mating Area)
100µin (2.54µm) MIN. Select Tin
G30: 30µin (0.76µm) MIN. Select Gold (Mating Area)
100µin (2.54µm) MIN. Select Tin
T: Tin over Nickel



P.C.B LAYOUT

Ordering Information & Dimensions:

| PART NO. | Dimensions | | PART NO. | Dimensions | |
|----------|------------|-------|----------|------------|--------|
| | A | B | | A | B |
| 2x2P | 2.54 | 5.58 | 2x22P | 53.34 | 56.38 |
| 2x3P | 5.08 | 8.12 | 2x23P | 55.88 | 58.92 |
| 2x4P | 7.62 | 10.66 | 2x24P | 58.42 | 61.46 |
| 2x5P | 10.16 | 13.20 | 2x25P | 60.96 | 64.00 |
| 2x6P | 12.70 | 15.74 | 2x26P | 63.50 | 66.54 |
| 2x7P | 15.24 | 18.28 | 2x27P | 66.04 | 69.08 |
| 2x8P | 17.78 | 20.82 | 2x28P | 68.58 | 71.62 |
| 2x9P | 20.32 | 23.36 | 2x29P | 71.12 | 74.16 |
| 2x10P | 22.86 | 25.90 | 2x30P | 73.66 | 76.70 |
| 2x11P | 25.40 | 28.44 | 2x31P | 76.20 | 79.24 |
| 2x12P | 27.94 | 30.98 | 2x32P | 78.74 | 81.78 |
| 2x13P | 30.48 | 33.52 | 2x33P | 81.28 | 84.32 |
| 2x14P | 33.02 | 36.06 | 2x34P | 83.82 | 86.86 |
| 2x15P | 35.56 | 38.60 | 2x35P | 86.36 | 89.40 |
| 2x16P | 38.10 | 41.14 | 2x36P | 88.90 | 91.94 |
| 2x17P | 40.64 | 43.68 | 2x37P | 91.44 | 94.48 |
| 2x18P | 43.18 | 46.22 | 2x38P | 93.98 | 97.02 |
| 2x19P | 45.72 | 48.76 | 2x39P | 96.52 | 99.56 |
| 2x20P | 48.26 | 51.30 | 2x40P | 99.06 | 102.10 |
| 2x21P | 50.80 | 53.84 | | | |

Unit: mm

A2541HWV-S-2xXP-U

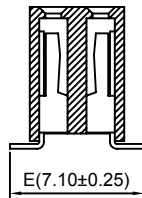
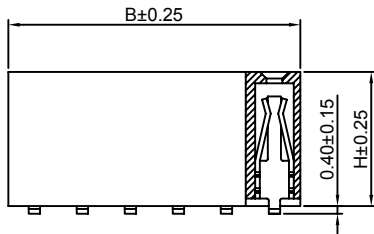
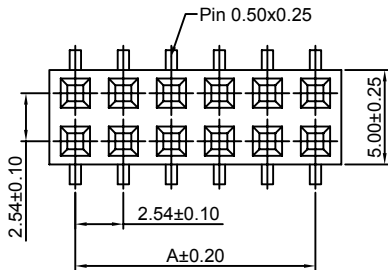
2.54mm Pitch 180° Dual Row Female Header - SMT TYPE

Reference Informations:

*Material: Pin: Brass/Gold over Nickel
Insulator: Nylon 6T, UL94V-0

*Mates with CJT A2541 series Dual row Pin Header

*Color: Black



Ordering Information:

A2541HWV-S-2xXP-U - *** - *** - *** - ***
1 2 3 4 5

1. Part No.

2. Size(H):

(blank): 8.50mm
H71: 7.10mm (Pin 0.60x0.25)
H50: 5.00mm (Pin 0.60x0.25)
H35: 3.50mm (Pin 0.50x0.20, B:B-0.50mm)

3. Size(E):

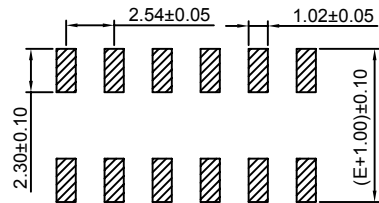
(blank): 7.10mm (H85, H71, H35)
E74: 7.40mm (H50)
E66: 6.60mm (H50, H35)

4. Material:

(blank): Nylon 6T, UL94V-0
GWT: Nylon 6T, UL94V-0, GWT 750 °C

5. Finish:

(blank): Gold-flash
G15: 15µm (0.38µm) MIN. Select Gold (Mating Area)
100µm (2.54µm) MIN. Select Tin
G30: 30µm (0.76µm) MIN. Select Gold (Mating Area)
100µm (2.54µm) MIN. Select Tin
T: Tin over Nickel



P.C.B LAYOUT

Ordering Information & Dimensions:

| PART NO. | Dimensions | | PART NO. | Dimensions | |
|----------|------------|-------|----------|------------|--------|
| | A | B | | A | B |
| 2x2P | 2.54 | 5.58 | 2x22P | 53.34 | 56.38 |
| 2x3P | 5.08 | 8.12 | 2x23P | 55.88 | 58.92 |
| 2x4P | 7.62 | 10.66 | 2x24P | 58.42 | 61.46 |
| 2x5P | 10.16 | 13.20 | 2x25P | 60.96 | 64.00 |
| 2x6P | 12.70 | 15.74 | 2x26P | 63.50 | 66.54 |
| 2x7P | 15.24 | 18.28 | 2x27P | 66.04 | 69.08 |
| 2x8P | 17.78 | 20.82 | 2x28P | 68.58 | 71.62 |
| 2x9P | 20.32 | 23.36 | 2x29P | 71.12 | 74.16 |
| 2x10P | 22.86 | 25.90 | 2x30P | 73.66 | 76.70 |
| 2x11P | 25.40 | 28.44 | 2x31P | 76.20 | 79.24 |
| 2x12P | 27.94 | 30.98 | 2x32P | 78.74 | 81.78 |
| 2x13P | 30.48 | 33.52 | 2x33P | 81.28 | 84.32 |
| 2x14P | 33.02 | 36.06 | 2x34P | 83.82 | 86.86 |
| 2x15P | 35.56 | 38.60 | 2x35P | 86.36 | 89.40 |
| 2x16P | 38.10 | 41.14 | 2x36P | 88.90 | 91.94 |
| 2x17P | 40.64 | 43.68 | 2x37P | 91.44 | 94.48 |
| 2x18P | 43.18 | 46.22 | 2x38P | 93.98 | 97.02 |
| 2x19P | 45.72 | 48.76 | 2x39P | 96.52 | 99.56 |
| 2x20P | 48.26 | 51.30 | 2x40P | 99.06 | 102.10 |
| 2x21P | 50.80 | 53.84 | | | |

Unit: mm

A2541HWV-S-F-2xXP-U

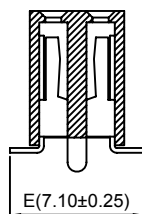
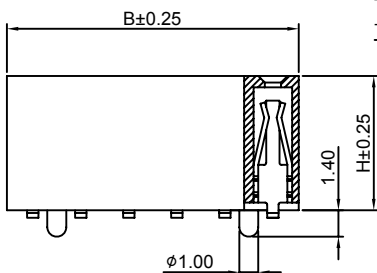
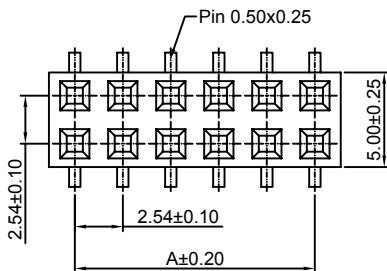
2.54mm Pitch 180° Dual Row Female Header - SMT TYPE

Reference Informations:

*Material: Pin: Brass/Gold over Nickel
Insulator: Nylon 6T, UL94V-0

*Mates with CJT A2541 series Dual row Pin Header

*Color: Black



Ordering Information:

A2541HWV-S-2xXP-U - *** - *** - *** - ***
1 2 3 4 5

1. Part No.

2. Size(H):

(blank): 8.50mm
H71: 7.10mm (Pin 0.60x0.25)
H50: 5.00mm (Pin 0.60x0.25)
H35: 3.50mm (Pin 0.50x0.20, B:B-0.50mm)

3. Size(E):

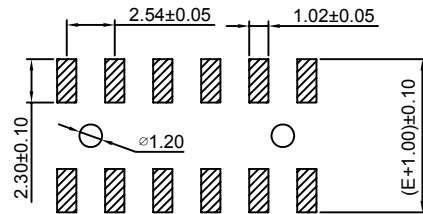
(blank): 7.10mm (H85, H71, H35)
E74: 7.40mm (H50)
E66: 6.60mm (H50, H35)

4. Material:

(blank): Nylon 6T, UL94V-0
GWT: Nylon 6T, UL94V-0, GWT 750 °C

5. Finish:

(blank): Gold-flash
G15: 15µm (0.38µm) MIN. Select Gold (Mating Area)
100µm (2.54µm) MIN. Select Tin
G30: 30µm (0.76µm) MIN. Select Gold (Mating Area)
100µm (2.54µm) MIN. Select Tin
T: Tin over Nickel



P.C.B LAYOUT

Ordering Information & Dimensions:

| PART NO. | Dimensions | | PART NO. | Dimensions | |
|----------|------------|-------|----------|------------|--------|
| | A | B | | A | B |
| 2x2P | 2.54 | 5.58 | 2x22P | 53.34 | 56.38 |
| 2x3P | 5.08 | 8.12 | 2x23P | 55.88 | 58.92 |
| 2x4P | 7.62 | 10.66 | 2x24P | 58.42 | 61.46 |
| 2x5P | 10.16 | 13.20 | 2x25P | 60.96 | 64.00 |
| 2x6P | 12.70 | 15.74 | 2x26P | 63.50 | 66.54 |
| 2x7P | 15.24 | 18.28 | 2x27P | 66.04 | 69.08 |
| 2x8P | 17.78 | 20.82 | 2x28P | 68.58 | 71.62 |
| 2x9P | 20.32 | 23.36 | 2x29P | 71.12 | 74.16 |
| 2x10P | 22.86 | 25.90 | 2x30P | 73.66 | 76.70 |
| 2x11P | 25.40 | 28.44 | 2x31P | 76.20 | 79.24 |
| 2x12P | 27.94 | 30.98 | 2x32P | 78.74 | 81.78 |
| 2x13P | 30.48 | 33.52 | 2x33P | 81.28 | 84.32 |
| 2x14P | 33.02 | 36.06 | 2x34P | 83.82 | 86.86 |
| 2x15P | 35.56 | 38.60 | 2x35P | 86.36 | 89.40 |
| 2x16P | 38.10 | 41.14 | 2x36P | 88.90 | 91.94 |
| 2x17P | 40.64 | 43.68 | 2x37P | 91.44 | 94.48 |
| 2x18P | 43.18 | 46.22 | 2x38P | 93.98 | 97.02 |
| 2x19P | 45.72 | 48.76 | 2x39P | 96.52 | 99.56 |
| 2x20P | 48.26 | 51.30 | 2x40P | 99.06 | 102.10 |
| 2x21P | 50.80 | 53.84 | | | |

Unit: mm

A2541HWRA-2xXP

2.54mm Pitch 90° Dual Row Female Header

Reference Informations:

*Material: Pin: Brass/Gold over Nickel
Insulator: PBT, UL94V-0

*Mates with CJT A2541 series Dual row Pin Header

*Color: Black

Ordering Information:

A2541HWRA-2xXP - *** - ***
1 2 3

1. Part No.

2. Material:

(blank): PBT, UL94V-0

6T: Nylon 6T, UL94V-0

GWT: Nylon 6T, UL94V-0, GWT 750 °C

3. Finish:

(blank): Gold-flash

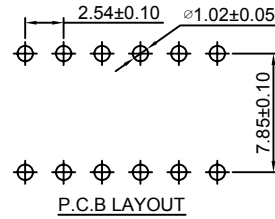
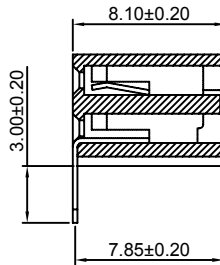
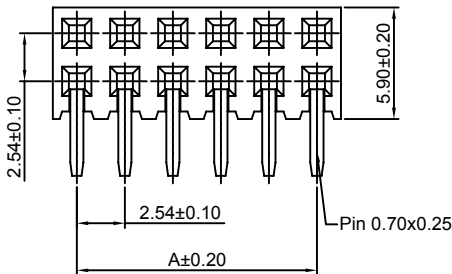
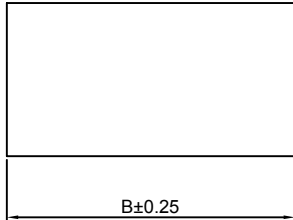
G15: 15µin (0.38µm) MIN. Select Gold (Mating Area)

100µin (2.54µm) MIN. Select Tin

G30: 30µin (0.76µm) MIN. Select Gold (Mating Area)

100µin (2.54µm) MIN. Select Tin

T: Tin over Nickel



Ordering Information & Dimensions:

| PART NO. | Dimensions | | PART NO. | Dimensions | |
|----------|------------|-------|----------|------------|--------|
| | A | B | | A | B |
| 2x2P | 2.54 | 5.58 | 2x22P | 53.34 | 56.38 |
| 2x3P | 5.08 | 8.12 | 2x23P | 55.88 | 58.92 |
| 2x4P | 7.62 | 10.66 | 2x24P | 58.42 | 61.46 |
| 2x5P | 10.16 | 13.20 | 2x25P | 60.96 | 64.00 |
| 2x6P | 12.70 | 15.74 | 2x26P | 63.50 | 66.54 |
| 2x7P | 15.24 | 18.28 | 2x27P | 66.04 | 69.08 |
| 2x8P | 17.78 | 20.82 | 2x28P | 68.58 | 71.62 |
| 2x9P | 20.32 | 23.36 | 2x29P | 71.12 | 74.16 |
| 2x10P | 22.86 | 25.90 | 2x30P | 73.66 | 76.70 |
| 2x11P | 25.40 | 28.44 | 2x31P | 76.20 | 79.24 |
| 2x12P | 27.94 | 30.98 | 2x32P | 78.74 | 81.78 |
| 2x13P | 30.48 | 33.52 | 2x33P | 81.28 | 84.32 |
| 2x14P | 33.02 | 36.06 | 2x34P | 83.82 | 86.86 |
| 2x15P | 35.56 | 38.60 | 2x35P | 86.36 | 89.40 |
| 2x16P | 38.10 | 41.14 | 2x36P | 88.90 | 91.94 |
| 2x17P | 40.64 | 43.68 | 2x37P | 91.44 | 94.48 |
| 2x18P | 43.18 | 46.22 | 2x38P | 93.98 | 97.02 |
| 2x19P | 45.72 | 48.76 | 2x39P | 96.52 | 99.56 |
| 2x20P | 48.26 | 51.30 | 2x40P | 99.06 | 102.10 |
| 2x21P | 50.80 | 53.84 | | | |

Unit: mm

A2541HWRA-S-2xXP

2.54mm Pitch 90° Dual Row Female Header - SMT TYPE

Reference Informations:

*Material: Pin: Brass/Gold over Nickel
Insulator: Nylon 6T, UL94V-0

*Mates with CJT A2541 series Dual row Pin Header

*Color: Black

Ordering Information:

A2541HWRA-S-2xXP - *** - ***
1 2 3

1. Part No.

2. Material:

(blank): Nylon 6T, UL94V-0

GWT: Nylon 6T, UL94V-0, GWT 750 °C

3. Finish:

(blank): Gold-flash

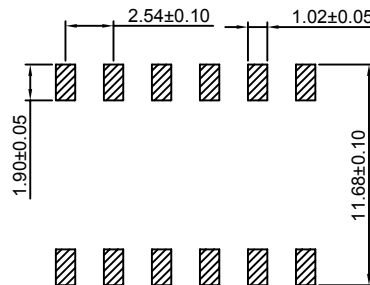
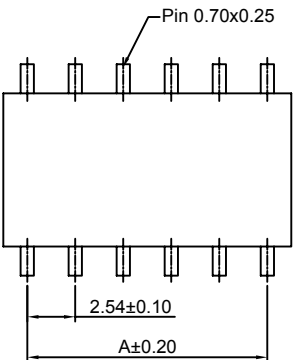
G15: 15µin (0.38µm) MIN. Select Gold (Mating Area)

100µin (2.54µm) MIN. Select Tin

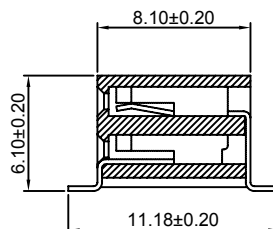
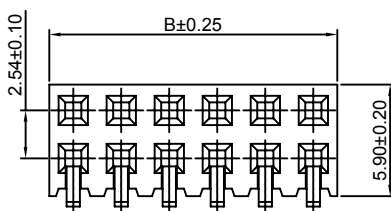
G30: 30µin (0.76µm) MIN. Select Gold (Mating Area)

100µin (2.54µm) MIN. Select Tin

T: Tin over Nickel



P.C.B LAYOUT



Ordering Information & Dimensions:

| PART NO. | Dimensions | | PART NO. | Dimensions | |
|----------|------------|-------|----------|------------|--------|
| | A | B | | A | B |
| 2x2P | 2.54 | 5.58 | 2x22P | 53.34 | 56.38 |
| 2x3P | 5.08 | 8.12 | 2x23P | 55.88 | 58.92 |
| 2x4P | 7.62 | 10.66 | 2x24P | 58.42 | 61.46 |
| 2x5P | 10.16 | 13.20 | 2x25P | 60.96 | 64.00 |
| 2x6P | 12.70 | 15.74 | 2x26P | 63.50 | 66.54 |
| 2x7P | 15.24 | 18.28 | 2x27P | 66.04 | 69.08 |
| 2x8P | 17.78 | 20.82 | 2x28P | 68.58 | 71.62 |
| 2x9P | 20.32 | 23.36 | 2x29P | 71.12 | 74.16 |
| 2x10P | 22.86 | 25.90 | 2x30P | 73.66 | 76.70 |
| 2x11P | 25.40 | 28.44 | 2x31P | 76.20 | 79.24 |
| 2x12P | 27.94 | 30.98 | 2x32P | 78.74 | 81.78 |
| 2x13P | 30.48 | 33.52 | 2x33P | 81.28 | 84.32 |
| 2x14P | 33.02 | 36.06 | 2x34P | 83.82 | 86.86 |
| 2x15P | 35.56 | 38.60 | 2x35P | 86.36 | 89.40 |
| 2x16P | 38.10 | 41.14 | 2x36P | 88.90 | 91.94 |
| 2x17P | 40.64 | 43.68 | 2x37P | 91.44 | 94.48 |
| 2x18P | 43.18 | 46.22 | 2x38P | 93.98 | 97.02 |
| 2x19P | 45.72 | 48.76 | 2x39P | 96.52 | 99.56 |
| 2x20P | 48.26 | 51.30 | 2x40P | 99.06 | 102.10 |
| 2x21P | 50.80 | 53.84 | | | |

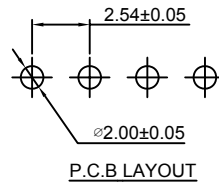
Unit: mm

A2541WVM-XP

2.54mm Pitch 180° Single Row Pin Header

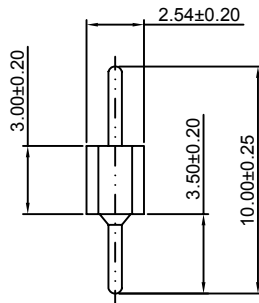
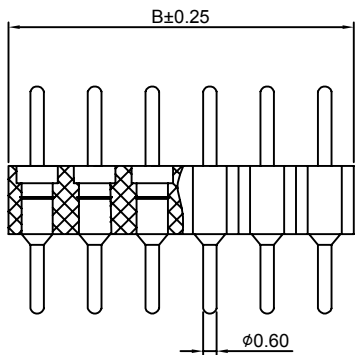
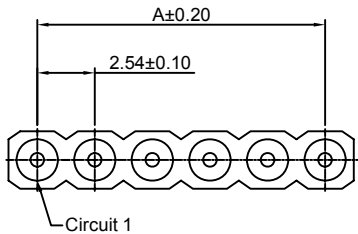
Reference Informations:

- *Material: Pin: Brass/Gold over Nickel
Insulator: PBT, UL94V-0
- *Mates with CJT A2541WVF-XP series Single row Female Header
- *Color: Black



Ordering Information:
A2541WVM-XP - *** - ***
1 2 3

- Part No.
- Material:
(Blank): PBT, UL94V-0
6T: Nylon 6T, UL94V-0
GWT: PBT, UL94V-0, GWT 750 °C
- Finish:
(blank): Gold-flash
G15: 15µin (0.38µm) MIN. Select Gold (Mating Area)
100µin (2.54µm) MIN. Select Tin
G30: 30µin (0.76µm) MIN. Select Gold (Mating Area)
100µin (2.54µm) MIN. Select Tin
I: Tin over Nickel



Ordering Information & Dimensions:

| PART NO. | Dimensions | | PART NO. | Dimensions | |
|----------|------------|-------|----------|------------|--------|
| | A | B | | A | B |
| 2P | 2.54 | 5.08 | 22P | 53.34 | 55.88 |
| 3P | 5.08 | 7.62 | 23P | 55.88 | 58.42 |
| 4P | 7.62 | 10.16 | 24P | 58.42 | 60.96 |
| 5P | 10.16 | 12.70 | 25P | 60.96 | 63.50 |
| 6P | 12.70 | 15.24 | 26P | 63.50 | 66.04 |
| 7P | 15.24 | 17.78 | 27P | 66.04 | 68.58 |
| 8P | 17.78 | 20.32 | 28P | 68.58 | 71.12 |
| 9P | 20.32 | 22.86 | 29P | 71.12 | 73.66 |
| 10P | 22.86 | 25.40 | 30P | 73.66 | 76.20 |
| 11P | 25.40 | 27.94 | 31P | 76.20 | 78.74 |
| 12P | 27.94 | 30.48 | 32P | 78.74 | 81.28 |
| 13P | 30.48 | 33.02 | 33P | 81.28 | 83.82 |
| 14P | 33.02 | 35.56 | 34P | 83.82 | 86.36 |
| 15P | 35.56 | 38.10 | 35P | 86.36 | 88.90 |
| 16P | 38.10 | 40.64 | 36P | 88.90 | 91.44 |
| 17P | 40.64 | 43.18 | 37P | 91.44 | 93.98 |
| 18P | 43.18 | 45.72 | 38P | 93.98 | 96.52 |
| 19P | 45.72 | 48.26 | 39P | 96.52 | 99.06 |
| 20P | 48.26 | 50.80 | 40P | 99.06 | 101.60 |
| 21P | 50.80 | 53.34 | | | |

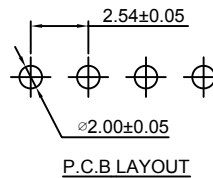
Unit: mm

A2541WVF-XP

2.54mm Pitch 180° Single Row Female Header

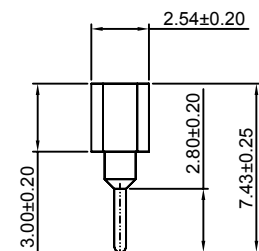
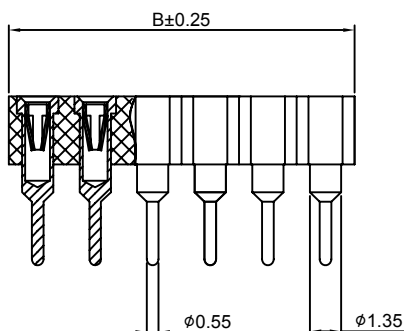
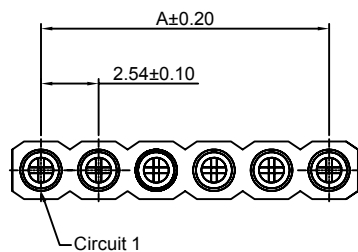
Reference Informations:

- *Material: Pin: Brass/Gold over Nickel
Insulator: PBT, UL94V-0
- *Mates with CJT A2541WVM-XP series Single row Pin Header
- *Color: Black



Ordering Information:
A2541WVF-XP - *** - ***
1 2 3

- Part No.
- Material:
(Blank): PBT, UL94V-0
6T: Nylon 6T, UL94V-0
GWT: PBT, UL94V-0, GWT 750 °C
- Finish:
(blank): Gold-flash
G15: 15µin (0.38µm) MIN. Select Gold (Mating Area)
100µin (2.54µm) MIN. Select Tin
G30: 30µin (0.76µm) MIN. Select Gold (Mating Area)
100µin (2.54µm) MIN. Select Tin
I: Tin over Nickel



Ordering Information & Dimensions:

| PART NO. | Dimensions | | PART NO. | Dimensions | |
|----------|------------|-------|----------|------------|--------|
| | A | B | | A | B |
| 2P | 2.54 | 5.08 | 22P | 53.34 | 55.88 |
| 3P | 5.08 | 7.62 | 23P | 55.88 | 58.42 |
| 4P | 7.62 | 10.16 | 24P | 58.42 | 60.96 |
| 5P | 10.16 | 12.70 | 25P | 60.96 | 63.50 |
| 6P | 12.70 | 15.24 | 26P | 63.50 | 66.04 |
| 7P | 15.24 | 17.78 | 27P | 66.04 | 68.58 |
| 8P | 17.78 | 20.32 | 28P | 68.58 | 71.12 |
| 9P | 20.32 | 22.86 | 29P | 71.12 | 73.66 |
| 10P | 22.86 | 25.40 | 30P | 73.66 | 76.20 |
| 11P | 25.40 | 27.94 | 31P | 76.20 | 78.74 |
| 12P | 27.94 | 30.48 | 32P | 78.74 | 81.28 |
| 13P | 30.48 | 33.02 | 33P | 81.28 | 83.82 |
| 14P | 33.02 | 35.56 | 34P | 83.82 | 86.36 |
| 15P | 35.56 | 38.10 | 35P | 86.36 | 88.90 |
| 16P | 38.10 | 40.64 | 36P | 88.90 | 91.44 |
| 17P | 40.64 | 43.18 | 37P | 91.44 | 93.98 |
| 18P | 43.18 | 45.72 | 38P | 93.98 | 96.52 |
| 19P | 45.72 | 48.26 | 39P | 96.52 | 99.06 |
| 20P | 48.26 | 50.80 | 40P | 99.06 | 101.60 |
| 21P | 50.80 | 53.34 | | | |

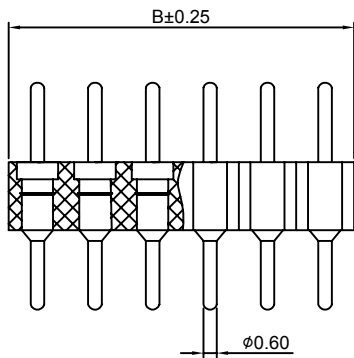
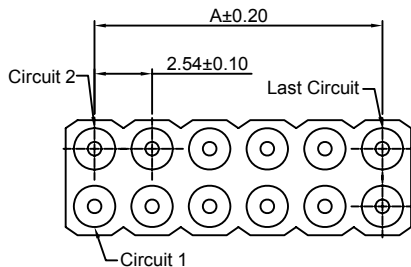
Unit: mm

A2541WVM-2xXP

2.54mm Pitch 180° Dual Row Pin Header

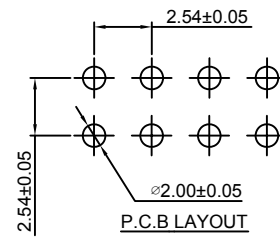
Reference Informations:

- *Material: Pin: Brass/Gold over Nickel
Insulator: PBT15%GF, UL94V-0
- *Mates with CJT A2541WVF-2xXP series
Dual row Female Header
- *Color: Black



Ordering Information:
A2541WVM-2xXP - *** - ***
1 2 3

- Part No.
- Material:
(Blank): PBT, UL94V-0
6T: Nylon 6T, UL94V-0
GWT: PBT, UL94V-0, GWT 750°C
- Finish:
(blank): Gold-flash
G15: 15µin (0.38µm) MIN. Select Gold (Mating Area)
100µin (2.54µm) MIN. Select Tin
G30: 30µin (0.76µm) MIN. Select Gold (Mating Area)
100µin (2.54µm) MIN. Select Tin
I: Tin over Nickel



Ordering Information & Dimensions:

| PART NO. | Dimensions | | PART NO. | Dimensions | |
|----------|------------|-------|----------|------------|--------|
| | A | B | | A | B |
| 2x2P | 2.54 | 5.08 | 2x22P | 53.34 | 55.88 |
| 2x3P | 5.08 | 7.62 | 2x23P | 55.88 | 58.42 |
| 2x4P | 7.62 | 10.16 | 2x24P | 58.42 | 60.96 |
| 2x5P | 10.16 | 12.70 | 2x25P | 60.96 | 63.50 |
| 2x6P | 12.70 | 15.24 | 2x26P | 63.50 | 66.04 |
| 2x7P | 15.24 | 17.78 | 2x27P | 66.04 | 68.58 |
| 2x8P | 17.78 | 20.32 | 2x28P | 68.58 | 71.12 |
| 2x9P | 20.32 | 22.86 | 2x29P | 71.12 | 73.66 |
| 2x10P | 22.86 | 25.40 | 2x30P | 73.66 | 76.20 |
| 2x11P | 25.40 | 27.94 | 2x31P | 76.20 | 78.74 |
| 2x12P | 27.94 | 30.48 | 2x32P | 78.74 | 81.28 |
| 2x13P | 30.48 | 33.02 | 2x33P | 81.28 | 83.82 |
| 2x14P | 33.02 | 35.56 | 2x34P | 83.82 | 86.36 |
| 2x15P | 35.56 | 38.10 | 2x35P | 86.36 | 88.90 |
| 2x16P | 38.10 | 40.64 | 2x36P | 88.90 | 91.44 |
| 2x17P | 40.64 | 43.18 | 2x37P | 91.44 | 93.98 |
| 2x18P | 43.18 | 45.72 | 2x38P | 93.98 | 96.52 |
| 2x19P | 45.72 | 48.26 | 2x39P | 96.52 | 99.06 |
| 2x20P | 48.26 | 50.80 | 2x40P | 99.06 | 101.60 |
| 2x21P | 50.80 | 53.34 | | | |

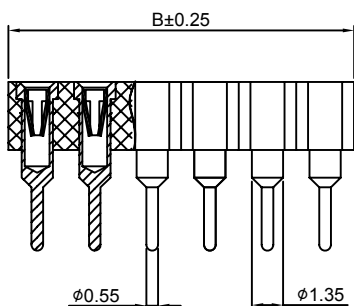
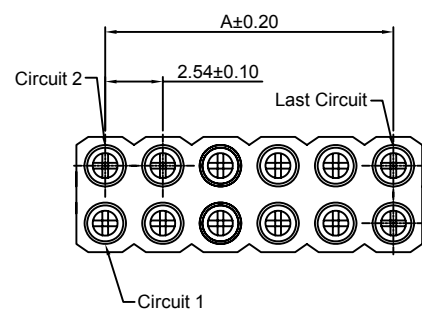
Unit: mm

A2541WVF-2xXP

2.54mm Pitch 180° Dual Row Female Header

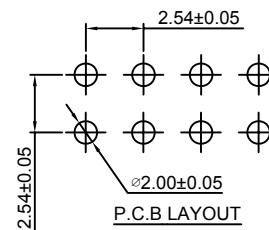
Reference Informations:

- *Material: Pin: Brass/Gold over Nickel
Insulator: PBT, UL94V-0
- *Mates with CJT A2541WVM-2xXP series
Dual row Pin Header
- *Color: Black



Ordering Information:
A2541WVF-2xXP - *** - ***
1 2 3

- Part No.
- Material:
(Blank): PBT, UL94V-0
6T: Nylon 6T, UL94V-0
GWT: PBT, UL94V-0, GWT 750°C
- Finish:
(blank): Gold-flash
G15: 15µin (0.38µm) MIN. Select Gold (Mating Area)
100µin (2.54µm) MIN. Select Tin
G30: 30µin (0.76µm) MIN. Select Gold (Mating Area)
100µin (2.54µm) MIN. Select Tin
I: Tin over Nickel



Ordering Information & Dimensions:

| PART NO. | Dimensions | | PART NO. | Dimensions | |
|----------|------------|-------|----------|------------|--------|
| | A | B | | A | B |
| 2x2P | 2.54 | 5.08 | 2x22P | 53.34 | 55.88 |
| 2x3P | 5.08 | 7.62 | 2x23P | 55.88 | 58.42 |
| 2x4P | 7.62 | 10.16 | 2x24P | 58.42 | 60.96 |
| 2x5P | 10.16 | 12.70 | 2x25P | 60.96 | 63.50 |
| 2x6P | 12.70 | 15.24 | 2x26P | 63.50 | 66.04 |
| 2x7P | 15.24 | 17.78 | 2x27P | 66.04 | 68.58 |
| 2x8P | 17.78 | 20.32 | 2x28P | 68.58 | 71.12 |
| 2x9P | 20.32 | 22.86 | 2x29P | 71.12 | 73.66 |
| 2x10P | 22.86 | 25.40 | 2x30P | 73.66 | 76.20 |
| 2x11P | 25.40 | 27.94 | 2x31P | 76.20 | 78.74 |
| 2x12P | 27.94 | 30.48 | 2x32P | 78.74 | 81.28 |
| 2x13P | 30.48 | 33.02 | 2x33P | 81.28 | 83.82 |
| 2x14P | 33.02 | 35.56 | 2x34P | 83.82 | 86.36 |
| 2x15P | 35.56 | 38.10 | 2x35P | 86.36 | 88.90 |
| 2x16P | 38.10 | 40.64 | 2x36P | 88.90 | 91.44 |
| 2x17P | 40.64 | 43.18 | 2x37P | 91.44 | 93.98 |
| 2x18P | 43.18 | 45.72 | 2x38P | 93.98 | 96.52 |
| 2x19P | 45.72 | 48.26 | 2x39P | 96.52 | 99.06 |
| 2x20P | 48.26 | 50.80 | 2x40P | 99.06 | 101.60 |
| 2x21P | 50.80 | 53.34 | | | |

Unit: mm

A2541HWV-3xXP

2.54mm Pitch 180° Triple Row Female Header

Reference Informations:

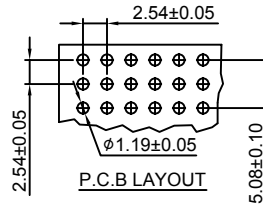
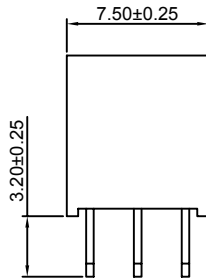
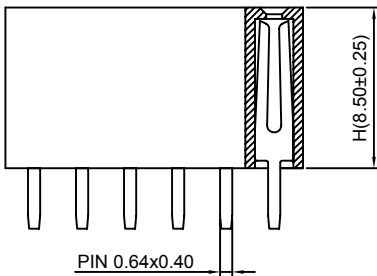
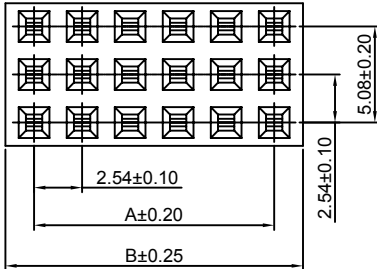
*Material:Pin:Brass/Gold over Nickel
Insulator:PBT,UL94V-0

*Mates with CJT A2541 series triple row Pin Header
Optional Gold plating available but MOQ requested

*Color:Black

Ordering Information:
A2541HWV-3xXP - *** - *** - ***

- Part No.
- Size(H):
(blank):8.50mm
H71:7.10mm
- Material:
(blank):PBT,UL94V-0
6T:Nylon 6T,UL94V-0
GWT:Nylon 6T,UL94V-0,GWT 750°C
- Finish:
(blank):Gold-flash
G15:15µin (0.38µm) MIN.Select Gold(Mating Area)
100µin (2.54µm) MIN.Select Tin
G30:30µin (0.76µm) MIN.Select Gold(Mating Area)
100µin (2.54µm) MIN.Select Tin
I: Tin over Nickel



Ordering Information & Dimensions:

| PART NO. | Dimensions | | PART NO. | Dimensions | |
|----------|------------|-------|----------|------------|--------|
| | A | B | | A | B |
| 3x2P | 2.54 | 5.58 | 3x22P | 53.34 | 56.38 |
| 3x3P | 5.08 | 8.12 | 3x23P | 55.88 | 58.92 |
| 3x4P | 7.62 | 10.66 | 3x24P | 58.42 | 61.46 |
| 3x5P | 10.16 | 13.20 | 3x25P | 60.96 | 64.00 |
| 3x6P | 12.70 | 15.74 | 3x26P | 63.50 | 66.54 |
| 3x7P | 15.24 | 18.28 | 3x27P | 66.04 | 69.08 |
| 3x8P | 17.78 | 20.82 | 3x28P | 68.58 | 71.62 |
| 3x9P | 20.32 | 23.36 | 3x29P | 71.12 | 74.16 |
| 3x10P | 22.86 | 25.90 | 3x30P | 73.66 | 76.70 |
| 3x11P | 25.40 | 28.44 | 3x31P | 76.20 | 79.24 |
| 3x12P | 27.94 | 30.98 | 3x32P | 78.74 | 81.78 |
| 3x13P | 30.48 | 33.52 | 3x33P | 81.28 | 84.32 |
| 3x14P | 33.02 | 36.06 | 3x34P | 83.82 | 86.86 |
| 3x15P | 35.56 | 38.60 | 3x35P | 86.36 | 89.40 |
| 3x16P | 38.10 | 41.14 | 3x36P | 88.90 | 91.94 |
| 3x17P | 40.64 | 43.68 | 3x37P | 91.44 | 94.48 |
| 3x18P | 43.18 | 46.22 | 3x38P | 93.98 | 97.02 |
| 3x19P | 45.72 | 48.76 | 3x39P | 96.52 | 99.56 |
| 3x20P | 48.26 | 51.30 | 3x40P | 99.06 | 102.10 |
| 3x21P | 50.80 | 53.84 | | | |

Unit: mm

A2541HWR-3xXP

2.54mm Pitch 90° Triple Row Female Header

Reference Informations:

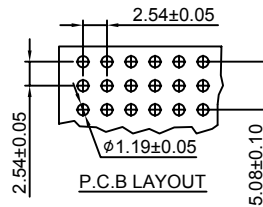
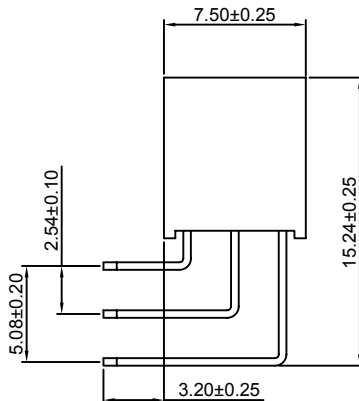
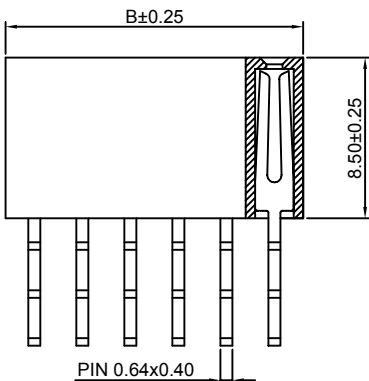
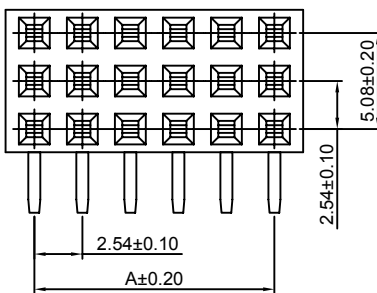
*Material:Pin:Brass/Gold over Nickel
Insulator:PBT,UL94V-0

*Mates with CJT A2541 series triple row Pin Header
Optional Gold plating available but MOQ requested

*Color:Black

Ordering Information:
A2541HWR-3xXP - *** - ***

- Part No.
- Material:
(blank):PBT,UL94V-0
6T:Nylon 6T,UL94V-0
GWT:Nylon 6T,UL94V-0,GWT 750°C
- Finish:
(blank):Gold-flash
G15:15µin (0.38µm) MIN.Select Gold(Mating Area)
100µin (2.54µm) MIN.Select Tin
G30:30µin (0.76µm) MIN.Select Gold(Mating Area)
100µin (2.54µm) MIN.Select Tin
I: Tin over Nickel



Ordering Information & Dimensions:

| PART NO. | Dimensions | | PART NO. | Dimensions | |
|----------|------------|-------|----------|------------|--------|
| | A | B | | A | B |
| 3x2P | 2.54 | 5.58 | 3x22P | 53.34 | 56.38 |
| 3x3P | 5.08 | 8.12 | 3x23P | 55.88 | 58.92 |
| 3x4P | 7.62 | 10.66 | 3x24P | 58.42 | 61.46 |
| 3x5P | 10.16 | 13.20 | 3x25P | 60.96 | 64.00 |
| 3x6P | 12.70 | 15.74 | 3x26P | 63.50 | 66.54 |
| 3x7P | 15.24 | 18.28 | 3x27P | 66.04 | 69.08 |
| 3x8P | 17.78 | 20.82 | 3x28P | 68.58 | 71.62 |
| 3x9P | 20.32 | 23.36 | 3x29P | 71.12 | 74.16 |
| 3x10P | 22.86 | 25.90 | 3x30P | 73.66 | 76.70 |
| 3x11P | 25.40 | 28.44 | 3x31P | 76.20 | 79.24 |
| 3x12P | 27.94 | 30.98 | 3x32P | 78.74 | 81.78 |
| 3x13P | 30.48 | 33.52 | 3x33P | 81.28 | 84.32 |
| 3x14P | 33.02 | 36.06 | 3x34P | 83.82 | 86.86 |
| 3x15P | 35.56 | 38.60 | 3x35P | 86.36 | 89.40 |
| 3x16P | 38.10 | 41.14 | 3x36P | 88.90 | 91.94 |
| 3x17P | 40.64 | 43.68 | 3x37P | 91.44 | 94.48 |
| 3x18P | 43.18 | 46.22 | 3x38P | 93.98 | 97.02 |
| 3x19P | 45.72 | 48.76 | 3x39P | 96.52 | 99.56 |
| 3x20P | 48.26 | 51.30 | 3x40P | 99.06 | 102.10 |
| 3x21P | 50.80 | 53.84 | | | |

Unit: mm