

SuperESD - SENC23Txx2U

1. Description

The SENC23Txx2U is a Transient Voltage Suppressor Arrays that designed to protect components which are connected to data and transmission lines against electrostatic discharge (ESD), electrical fast Transients (EFT), and lightning. All pins are rated to withstand 30kV ESD pulses using the IEC61000-4-2 are discharge method.

2. Features

- IEC 61000-4-2 Level 4 ESD Protection
 - ±30kV Contact Discharge
 - ±30kV Air Discharge
- 450W Peak pulse Power (8/20us)
- Low clamping voltage
- Protects one bidirectional or two Unidirectional lines
- Low leakage current
- ESD protection > 15kV
- RoHS compliant

3. Applications

- Portable electronic
- Control & monitoring systems
- Servers, notebooks, and desktop PCs
- Set-top box
- Communications systems

4. Ordering Information

Part Number	Package	Material	Packing	Quantity per reel	Flammability Rating	Reel Size	
SENC23Txx2U	SOT-23	Halogen free	Tape & Reel	3,000 PCS	UL 94V-0	7 inches	
Marking for the SENC23Txx2U series							
V _{RWM}	3.3V	5V	7V	12V	15V	24V	36V
Marking	M03	M05	M07	M12	M15	M24	M36

Table-1 Ordering information

5. Pin Configuration and Functions

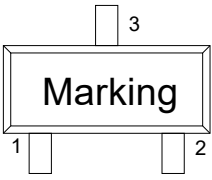
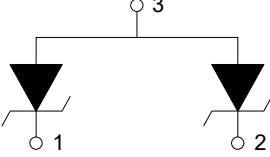
Pin	Name	Description	Outline	Circuit Diagram
1	IO	Connect to IO		
2	IO	Connect to IO		
3	GND	Connect to GND		

Table-2 Pin configuration

6. Specification

6.1. Absolute Maximum rating

Over operating free-air temperature range (unless otherwise noted)

Parameters	Symbol	Min.	Max.	Unit
Peak pulse power (tp=8/20us)@25°C	P _{pk}	-	450	W
Peak pulse current (tp=8/20us)@25°C	I _{PP}		Refer to Table-5	A
ESD (IEC61000-4-2 air discharge) @25°C	V _{ESD}	-	±30	kV
ESD (IEC61000-4-2 contact discharge) @25°C	V _{ESD}	-	±30	kV
Junction temperature	T _J	-	150	°C
Operating temperature	T _{OP}	-40	125	°C
Storage temperature	T _{STG}	-55	150	°C
Lead temperature	T _L	-	260	°C

Table-3 Absolute Maximum rating

6.2. Electrical Characteristics

Symbol	Description
V_{RWM}	Rated reverse stand-off voltage
V_{BR}	Minimum breakdown voltage @ $I_T = 1mA$
V_{CL}	Clamping voltage
I_{PP}	Maximum peak pulse current
I_R	Reverse leakage current @ V_{RWM}
C_O	Typical line capacitance ($V_{IO}=0V$, $V_{P-P} = 30mV$, $f = 1MHz$)

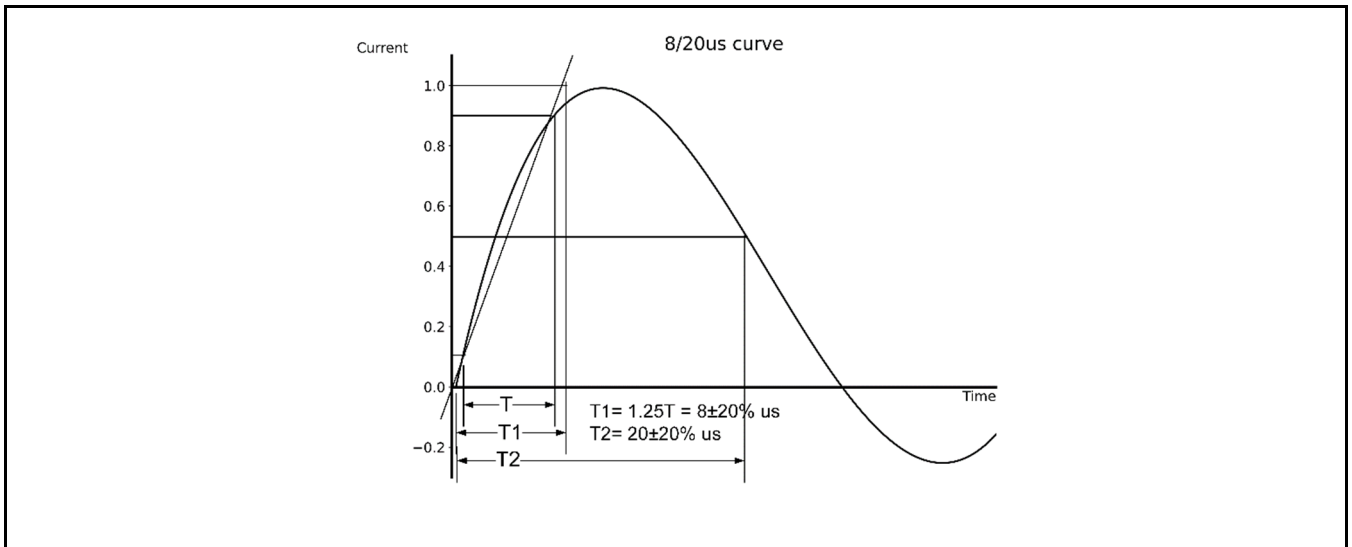
Table-4 Parameters Description

At TA = 25°C unless otherwise noted

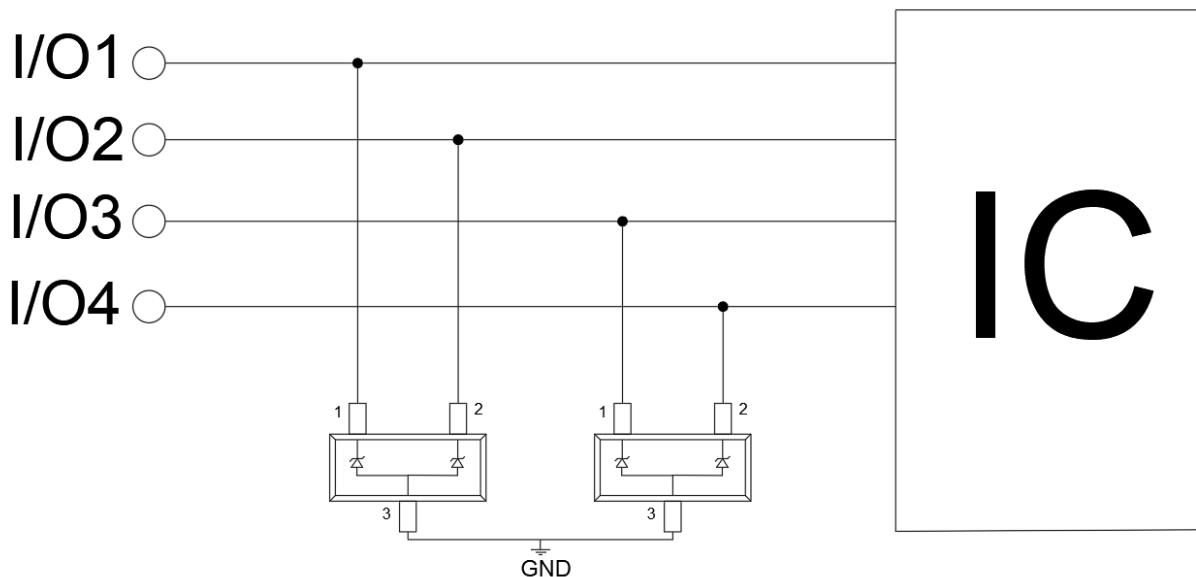
Part Number	V_{RWM}	V_{BR}	$V_{CL}@I=1A$	I_{PP}	$V_{CL}@I=I_{PP}$	I_R	C_O
	(V)	(V)	(V)	(A)	(V)	(uA)	(pF)
SENC23T3V2U	3.3	4.5	9	32	18	1.0	300
SENC23T5V2U	5	6	9	30	18	1.0	220
SENC23T7V2U	7	7.5	9	25	20	1.0	180
SENC23T12V2U	12	13.5	18	15	28	1.0	100
SENC23T15V2U	15	16.5	22	11	33	1.0	80
SENC23T24V2U	24	26.5	33	6	48	1.0	60
SENC23T36V2U	36	40	55	3	65	1.0	50

Table-5 Electrical Characteristics for All Series

7. Typical Characteristic

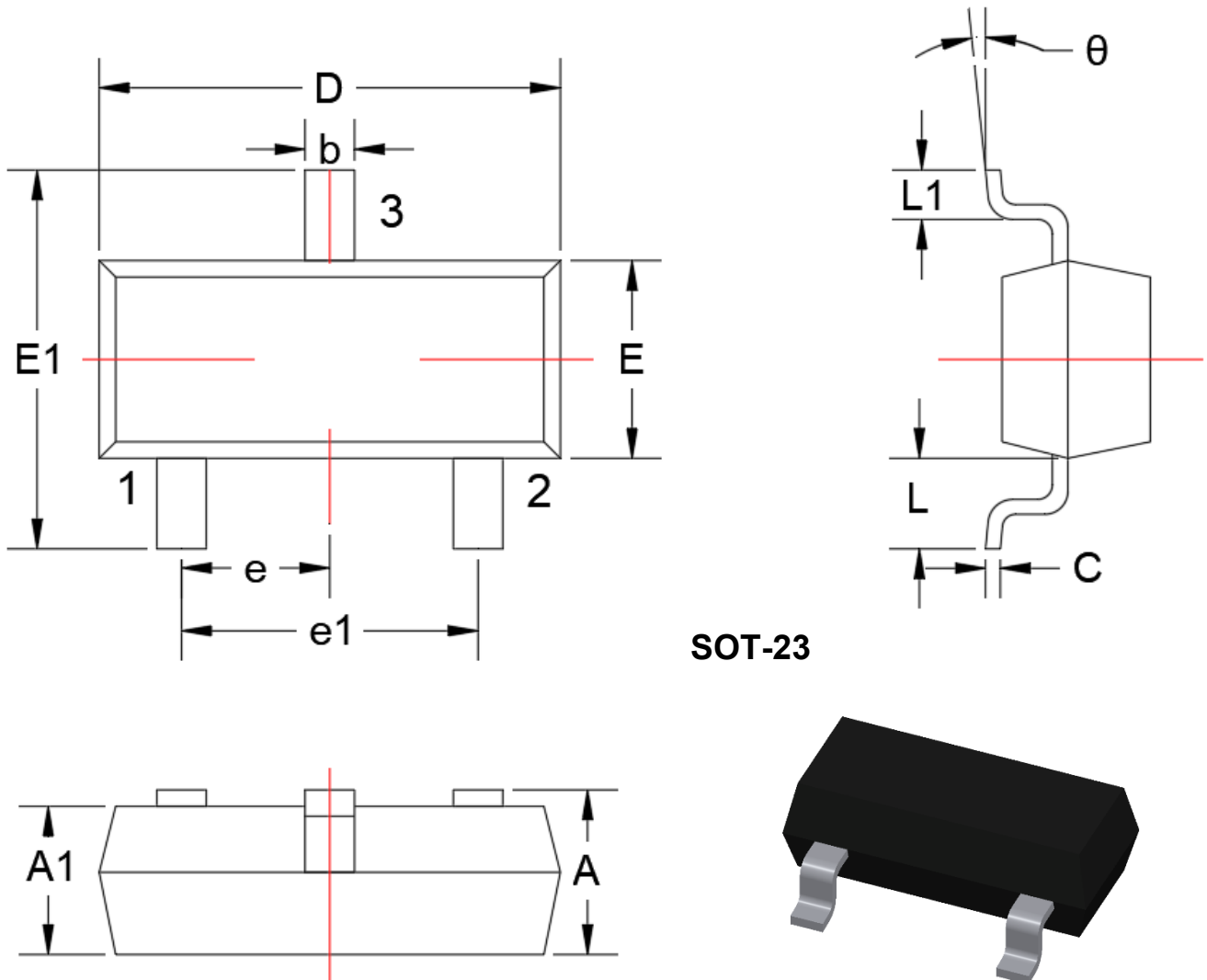


8. Typical Application



Typical Interface Application

9. Dimension

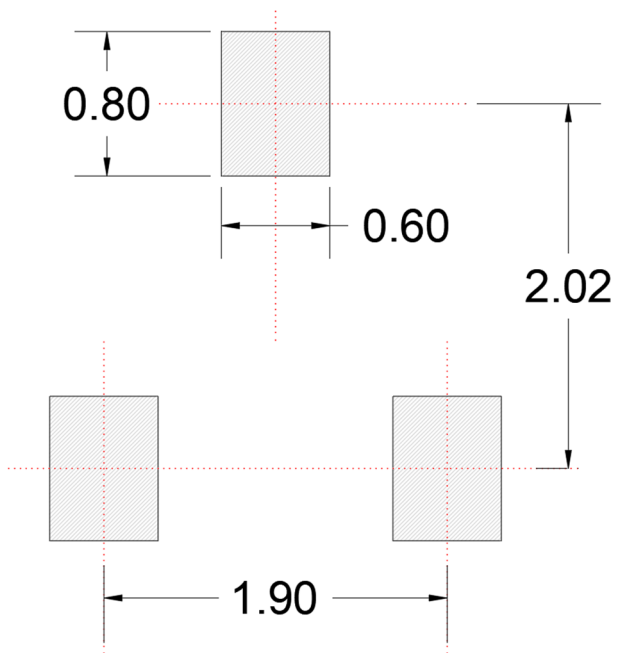


SOT-23

Dimensions in Millimeters					
Symbol	Min.	Max.	Symbol	Min.	Max.
A	0.90	1.15	e1	1.80	2.00
A1	0.90	1.05	L	0.55REF	
b	0.30	0.50	L1	0.30	0.50
C	0.08	0.15	θ	0°	8°
D	2.80	3.00			
E	1.20	1.40			
E1	2.25	2.55			
e	0.95TYP				

Table-5 Product dimensions

10. Recommended Land Pattern

**Note:**

1. Controlling dimension: in millimeters
2. General tolerance: $\pm 0.05\text{mm}$
3. The pad layout is for reference only

DISCLAIMER

ELECSUPER PROVIDES TECHNICAL AND RELIABILITY DATA (INCLUDING DATASHEETS), DESIGN RESOURCES (INCLUDING REFERENCE DESIGNS), APPLICATION OR OTHER DESIGN ADVICE, SAFETY INFORMATION, AND OTHER RESOURCES "AS IS" AND WITH ALL FAULTS, AND DISCLAIMS ALL WARRANTIES, EXPRESS AND IMPLIED, INCLUDING WITHOUT LIMITATION ANY IMPLIED WARRANTIES OF MERCHANTABILITY, FITNESS FOR A PARTICULAR PURPOSE OR NON-INFRINGEMENT OF THIRD PARTY INTELLECTUAL PROPERTY RIGHTS.

These resources are intended for skilled developers designing with ElecSuper products. You are solely responsible for

- (1) selecting the appropriate ElecSuper products for your application;
- (2) designing, validating and testing your application;
- (3) ensuring your application meets applicable standards, and any other safety, security, or other requirements.

These resources are subject to change without notice. ElecSuper grants you permission to use these resources only for development of an application that uses the ElecSuper products described in the resource. Other reproduction and display of these resources are prohibited. No license is granted to any other ElecSuper intellectual property right or to any third party intellectual property right. ElecSuper disclaims responsibility for, and you will fully indemnify ElecSuper and its representatives against, any claims, damages, costs, losses, and liabilities arising out of your use of these resources. ElecSuper's products are provided subject to ElecSuper's Terms of Sale or other applicable terms available either on www.elecsuper.com or provided in conjunction with such ElecSuper products. ElecSuper's provision of these resources does not expand or otherwise alter ElecSuper's applicable warranties or warranty disclaimers for ElecSuper products.