

承认书

SPECIFICATION FOR APPROVAL

客户名称:

CUSTOMER: _____

品名:

NAME. _____ FPC 0.3Pitch 1.0H Connector掀盖 _____

料号:

PART No. _____ AFH26-S**FIA-1H _____

日期:

DATE. _____ 2019年7月19号 _____

客户签认(APPROVED SIGNATURES)

核准(APPROVAL)	工程 (ENGINEERING)	品管 (QC)
核准(APPROVAL)	确认 (CHECK)	制作 (PREPARE)
WY	NICK	NICK

深圳市钜硕电子有限公司

SHENZHEN JUSHUO ELECTRONIC CO.,LTD

APPROVAL SHEET CHECKLIST

Part Number: AFH26-S**FIA-1H

Description: 0.3P 1.0H FPC W/COVER EASY-ON R/A SMT TYPE

This "FA(First Article) Package" is a checklist covering items required by IPO for "FA approval" of Supplier's new product submission:

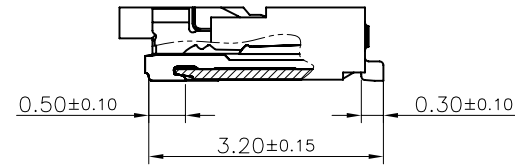
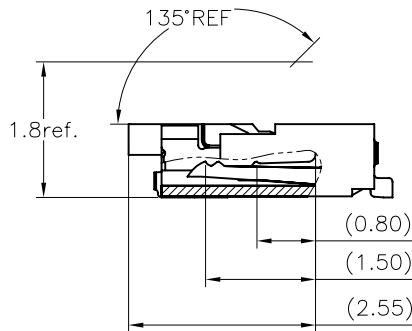
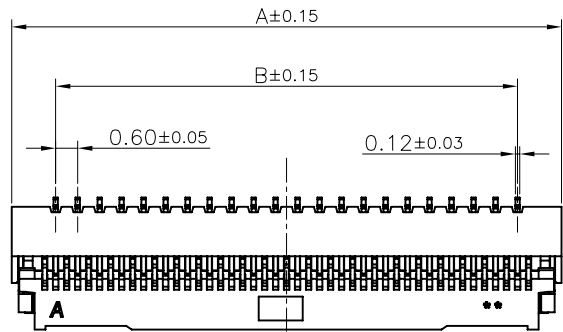
新产品承认必须提供"FA(First Article) Package"所列的文件数据,以电子文件方式提供.

ITEM 项次	DESCRIPTION 说明	档案格式	Check/Remark 检查/注记
1	Customer Drawing (客户图)	PDF	■
2	Packaging Drawing(包装图)	PDF	■
3	Product Specification(产品规范)	PDF	■
4	Material RoHS certification report.Resin & Metal 材质证明 / 验证报告	PDF	■
5	Material Safety Data Sheet 材料安全数据表(如MSDS等)	PDF	■
6	HSF Certification 无有害物质报告(如SGS等)	PDF	■

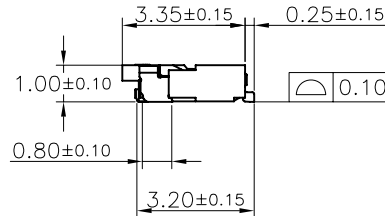
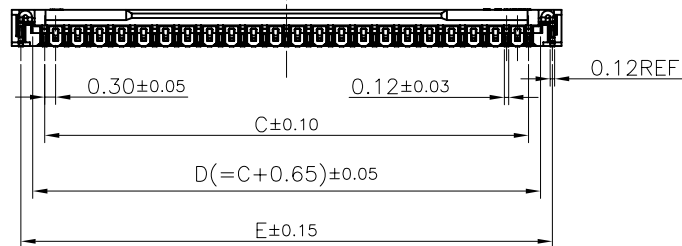
复核人(Reviewed By): 阮军

确认人(Checked By): 钱如旭

HSF COMPLIAN



SECTION
SCALE 2:1

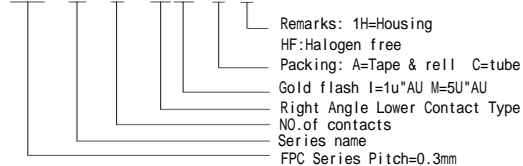


PIN NO.	DIM A	DIM B	DIM C	DIM D	DIM E
13	5.40	3.00	3.60	4.25	
15	6.00	3.60	4.20	4.85	
17	6.60	4.20	4.80	5.45	
19	7.20	4.80	5.40	6.05	
21	7.80	5.40	6.00	6.65	
23	8.40	6.00	6.60	7.25	
25	9.00	6.60	7.20	7.85	
27	9.60	7.20	7.80	8.45	
29	10.20	7.80	8.40	9.05	
31	10.80	8.40	9.00	9.65	
33	11.40	9.00	9.60	10.25	
35	12.00	9.60	10.20	10.85	
37	12.60	10.20	10.80	11.45	
39	13.20	10.80	11.40	12.05	
41	13.80	11.40	12.00	12.65	
43	14.40	12.00	12.60	13.25	
45	15.00	12.60	13.20	13.85	
47	15.60	13.20	13.80	14.45	
49	16.20	13.80	14.40	15.05	
51	16.80	14.40	15.00	15.65	
53	17.40	15.00	15.60	16.25	
55	18.00	15.60	16.20	16.85	
57	18.60	16.20	16.80	17.45	
59	19.20	16.80	17.40	18.05	
61	19.80	17.40	18.00	18.	
63	20.40	18.00	18.60	19.25	
65	21.00	18.60	19.20	19.85	
67	21.60	19.20	19.80	20.45	
69	22.20	19.80	20.40	21.05	
71	22.80	20.40	21.00	21.65	

NOTES:

- MATERIAL:
HOUSING: HIGHT-TEMP PLASTIC,UL 94V-0,COLOR:NATURE/BLACK;
COVER: HIGHT-TEMP PLASTIC,UL 94V-0,COLOR:BLACK;
TERMINAL: COPPER ALLOY;
PEG: COPPER ALLOY;
- PLATING:
TERMINAL: GOLD PLATED ON NICKEL OVERALL.
PEG: TIN PLATED ON NICKEL OVERALL.
- RATING:
CURRENT RATING: 0.3A AC/DC
VOLTAGE RATING: 30V AC/DC
TEMPERATURE RANGE: -55°C~+85°C;
- PART NO.(P/N.):

AFH26 - S ** F I A -1H



备注：现目前生产PIN位为（49,57,61,67,71P）

	TOL		TOL
	±---		±2'
	±0.15		±---
	±0.10		±---

深圳市钜硕电子有限公司
SHENZHEN JUSHUO ELECTRONIC CO.,LTD

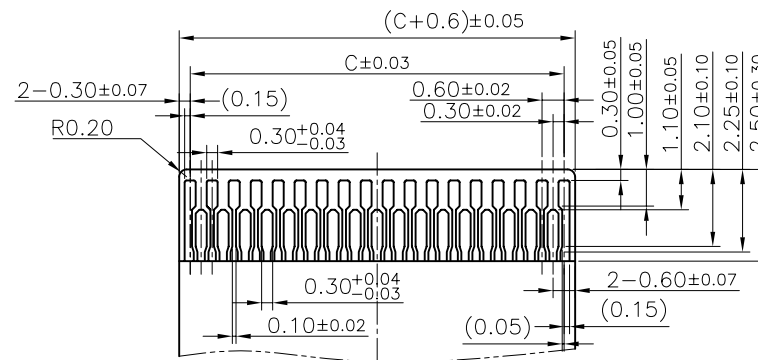
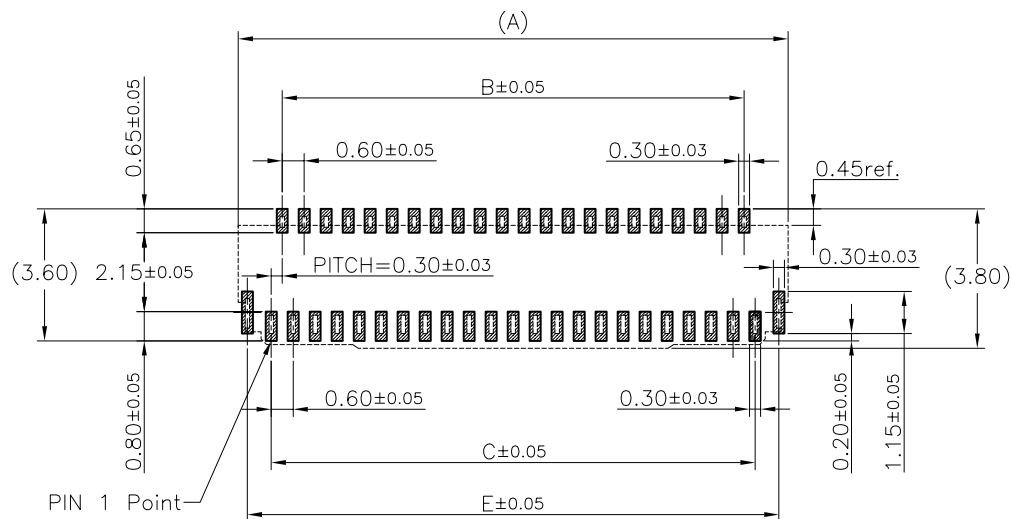
DRWN: Luke 2013-09-10
CHKD: Ruanjun 2013-09-10
APPD: Johnson 2013-09-10

PART NO.: AFH26-S**FIA-1H
TITLE: FPC 0.3mm Pitch H=1.0掀盖下接
DRAWING NO.:

1/2

UNIT	SCALE	SIZE	REV
mm	N/A	A4	A2

HSF COMPLIANT



FFC/FPC INSERT DIRECTION

RECOMMEND PCB LAYOUT

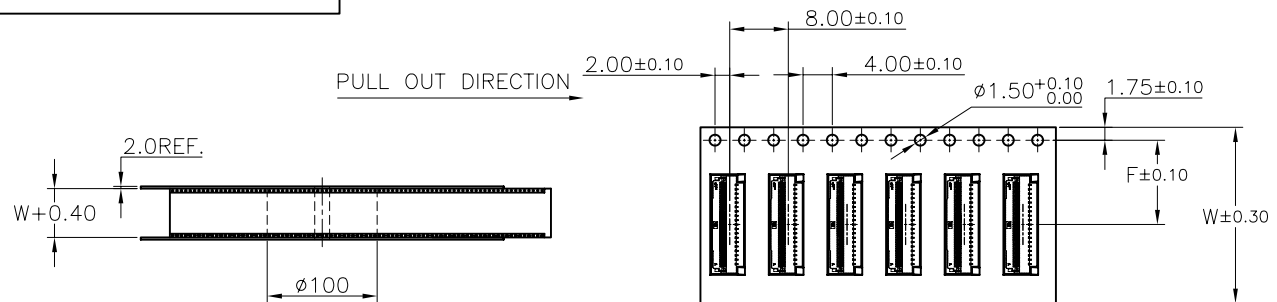
APPLICABLE FFC/FPC
FFC/FPC THICKNESS=0.20±0.03

深圳市钜硕电子有限公司
SHENZHEN JUSHUO ELECTRONIC CO.,LTD

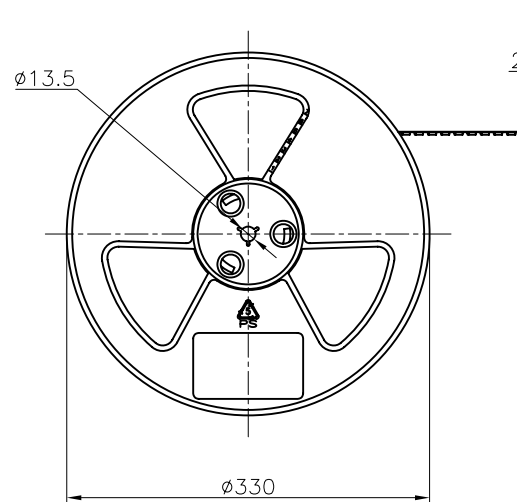
DRWN: Luke 2013-09-10	PART NO.: AFH26-S**FIA-1H			
CHKD: Ruanjun 2013-09-10	TITLE: FPC 0.3mm Pitch H=1.0掀盖下接			
APPD: Johnson 2013-09-10	DRAWING NO.:			
SHEET: 2/2	UNIT mm	SCALE N/A	SIZE A4	REV A2

DIM	TOL	DEC	TOL
X.	±--	X.*	±2*
X.X	±0.25	X.X*	±2*
X.XX	±0.15	X.XX*	±--
X.XXX	±0.10	X.XXX*	±--

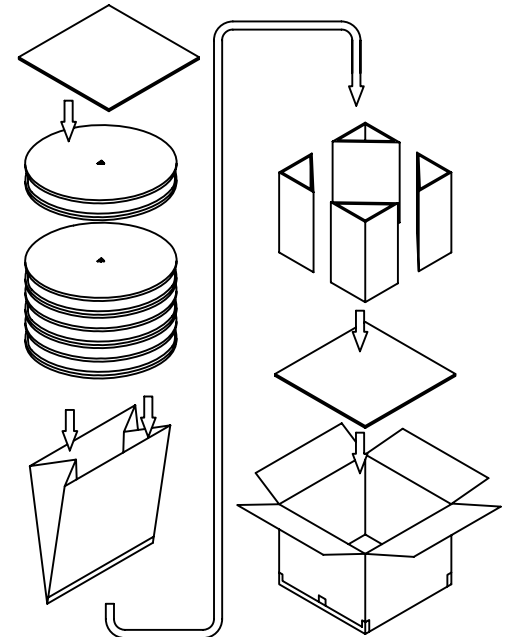
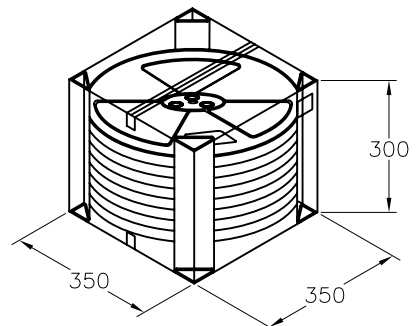
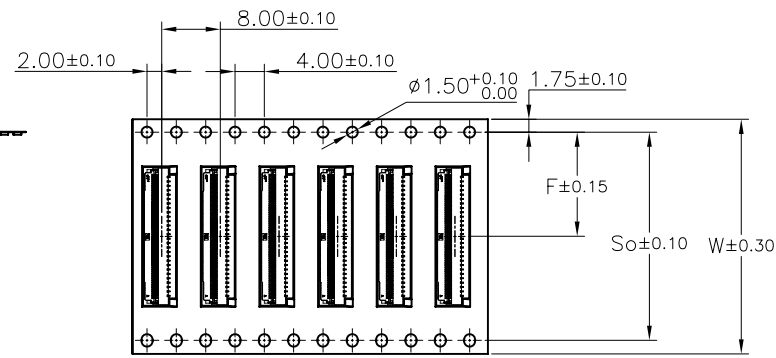
HSF COMPLIANT



- NOTES:
1. ALL DIMENSION MEET EIA-481-3 REQUIREMENTS;
 2. CARRIER MATERIAL: PS, BLACK;
 3. PACKING QULITY: 5000PCS/REEL;



SCALE 3:20



PACKING DISCRIPTION:

PIN No.	13~25	27~51	57~67	71
REEL WIDTH	16.4	24.4	32.4	44.4
PCS/REEL	5000	5000	5000	5000
REEL/BOX	12	9	7	6
BOX/PCS	60K	45K	35K	30K
CTN. SIZE	350*350*300			

PIN NO.	DIM W	DIM F	DIM So
13~25	16.0	7.50±0.10	--
27~51	24.0	11.50±0.10	--
57~67	32.0	14.20±0.10	28.4
71	44.0	20.20±0.15	40.4

DIM	TOL	DEC	TOL
X.	±---	X.*	±2*
X.X	±0.25	X.X*	±2*
X.XX	±0.15	X.XX*	±---
X.XXX	±0.10	X.XXX*	±---

深圳市钜硕电子有限公司
SHENZHEN JUSHUO ELECTRONIC CO.,LTD

DRWN: Luke 2013-09-10	PART NO.: AFH26-S**FIA-1H								
CHKD: Ruanjun 2013-09-10	TITLE: FPC 0.3mm Pitch H=1.0掀盖下接								
APPD: Johnson 2013-09-10	DRAWING NO.:								
SHEET: 1/1	<table border="1"> <tr> <th>UNIT</th> <th>SCALE</th> <th>SIZE</th> <th>REV</th> </tr> <tr> <td>mm</td> <td>N/A</td> <td>A4</td> <td>A2</td> </tr> </table>	UNIT	SCALE	SIZE	REV	mm	N/A	A4	A2
UNIT	SCALE	SIZE	REV						
mm	N/A	A4	A2						

深圳市钜硕电子有限公司 SHENZHEN JUSHUO ELECTRONIC CO.,LTD		文件編號：	JSQA - FPC03688
		修訂日期：	2013-09-6
0.3P 1.0H FPC/FFC	Product Specification	版 次：	Rev B
		頁 次：	1/10

Product Specification

0.3Pitch 1.0Height FPC/FFC Conn. Easy-On Type.(FP270H Series)

Approved By	Checked By	Prepared By
Johnson	RuanJun	LUKE

深圳市钜硕电子有限公司 SHENZHEN JUSHUO ELECTRONIC CO.,LTD		文件編號：	JSQA - FPC03688
		修訂日期：	2013-09-6
0.3P 1.0H FPC/FFC	Product Specification	版 次：	Rev B
		頁 次：	3/10

1. SCOPE

This specification covers the performance, tests and quality requirements for the **0.30mmPitch 1.0Height FPC/FFC Connector, Easy-On Type**.

When tests are performed on the subject product line, the procedures specified specifications shall be used. All inspections shall be performed using the applicable inspection plan and product drawing.

2. REQUIREMENTS

2.1 PRODUCT DIMMENTIONS and APPLICABLE FFC/FPC&PCBLAYOUT

Product shall be of the design, construction and physical dimensions specified on the applicable Product Drawing.

See attached Product Drawing.

2.2 MATERIALS

ITEM	DISCRIPTION
Housing(主体)	High-Temp Plastic, UL 94V-0, Halogen Free
Cover(盖子)	High-Temp Plastic, UL 94V-0, Halogen Free
Terminal(端子)	Copper Alloy
Peg(接地片)	Copper Alloy
Terminal Plated(端子电镀)	See Product Drawing Plating Information
Peg Plated(接地片电镀)	

2.3 RATINGS

ITEM	STANDARD
Operating Voltage (Max.)	30V AC
Current Rating (Max.)	0.3A DC
Operating Temperature	-55°C~+85° (Including terminal temperature rise)
Operating Humidity range	Relative humidity 90%Max.
Storage temperature range	-10°C ~ +50°C
Storage Humidity range	Relative humidity 90%Max.

深圳市钜硕电子有限公司 SHENZHEN JUSHUO ELECTRONIC CO.,LTD		文件編號：	JSQA - FPC03688
		修訂日期：	2013-09-6
0.3P 1.0H FPC/FFC	Product Specification	版 次：	Rev B
		頁 次：	4/10

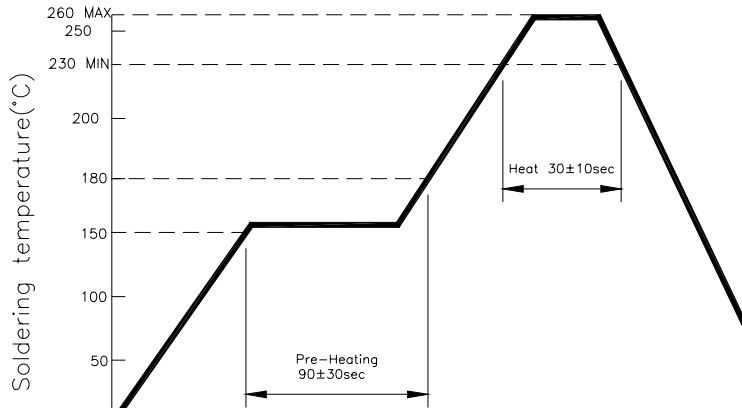
3. Test Requirements and Procedures Summary

测试项目(Test Item)		规格(Requirement)		测试方式/条件(Test Condition)
1	外观检查 Examination of Product	符合图面外观，无任何损坏异状 No physical damage.		目视 Visual inspection.
电气特性(Electrical Requirement)				
2	接触阻抗 Contact Resistance	[40] mΩ 以下. [40] mΩ Max.		将样品与适合之 FFC/FPC 连接，测试电压 20mV，限电流 10mA 下进行阻抗测试。 Mate applicable FPC and measure by dry circuit, 20mV Max,10mA. (EIA-364-6B)
3	绝缘阻抗 Insulation Resistance	[50] MΩ 以上. [50] MΩ Min.		将样品与适合之 FFC/FPC 连接，提供相邻端子间测试电压 500V DC 进行绝缘阻抗测试。 Mate applicable FPC and apply 500V DC between adjacent terminal and ground. (EIA-364-20B /MIL-STD-202 Method 302)
4	耐电压 Dielectric withstanding Voltage	目视外观无任何损坏异状 No Breakdown		将样品与适合之 FFC/FPC 连接，提供相邻端子间测试电压 250V AC (rms) 1 分钟。 Mate applicable FPC and apply 250V AC for 1 minute between adjacent terminal and ground. (EIA-364-21C /MIL-STD-202 Method 301)
机械特性(Mechanical Requirement)				
5	FFC/FPC 保持力 FFC/FPC Retention Force	Pos. x 0.015Kgf {0.15N} 以上 Pos. x .0015Kgf {0.15N} Min.		将盖子盖上与 FFC/FPC 连接，以操作速度每分钟位移 25±3mm 进行 FFC/FPC 保持力测试。 Insert the Cover; pull the FFC/FPC at a rate of 25±3mm per minute (EIA-364-13B).
6	端子保持力 Terminal Retention Force	Pos. x 0.08Kgf {0.8N} 以上 Pos. x 0.08Kgf {0.8N} Min.		端子与主体组装后，以操作速度每分钟位移 25±3mm 进行端子保持力测试。 Insert the Terminal into Housing; pull the Terminal from the Housing at a rate of 25±3mm per minute (EIA-364-13B).
7	盖子往返操作耐久测试 Repeated Actuator Insertion/ Withdrawal Durability Test	接触阻抗 Contact Resistance	[100] mΩ 以下. [100] mΩ Max.	将盖子与 FFC/FPC 反复连接，以每分钟小于 10 cycles 连续操作 20 次。 Insert and withdraw cover up to 20 cycles at the speed rate of less than 10 Cycles/Minute. (EIA-364-9C).
8	耐振性 Vibration	外观 Appearance	目视外观无任何损坏异状 No Damage	通过 DC 电流 1mA，位移相对距离 1.5mm，振动周期 10~ 55~ 10 Hz 在 1 分钟内，持续 2 小时，方向在 X,Y,Z 轴做测试。 Mate connectors and subject to the following vibration conditions, for period of 2 hours in each of 3 mutually perpendicular axes, passing DC 1mA during the test. Amplitude : 1.5mm P-P Frequency : 10~ 55~ 10 Hz in 1 minute. (EIA-364-28D, Condition I /MIL-STD-202 Method 201)
		接触阻抗 Contact Resistance	[100] mΩ 以下. [100] mΩ Max.	
		瞬间断电 Discontinuity	1 μ sec 以下. 1 μ sec Max.	
9	耐冲击性 Mechanical Shock	外观 Appearance	目视外观无任何损坏异状 No Damage	Duration: 2 hours in each of X, Y, Z axes. 将样品与适合之 FFC/FPC 连接，通过 DC 1mA 测试条件，连续测试 3 次。在 X、Y、Z 3 轴 6 个垂直方向施予重力加速度.490m/s2 {50G} 冲击。 Mate applicable FFC/FPC and subject to the following shock conditions. 3 times of shocks shall be applied for ach 6 directions along 3 mutually perpendicular axes, passing DC 1 mA current during the test. (EIA-364-27B, Method A /MIL-STD-202 Method 108)
		接触阻抗 Contact Resistance	[100] mΩ 以下. [100] mΩ Max.	
		瞬间断电 Discontinuity	1 μ sec 以下. 1 μ sec Max.	

深圳市钜硕电子有限公司 SHENZHEN JUSHUO ELECTRONIC CO.,LTD		文件編號：	JSQA - FPC03688
		修訂日期：	2013-09-6
0.3P 1.0H FPC/FPC	Product Specification	版 次：	Rev B
		頁 次：	5/10

测试项目(Test Item)		规格(Requirement)		测试方式/条件(Test Condition)
环境特性及其他性能(Environment Performance and Others)				
10	耐湿性 Humidity	接触阻抗 Contact Resistance	[100] mΩ 以下. [100] mΩ Max.	将样品与适合之 FFC/FPC 连接, 置于环境温 100±2°C, 相对湿度 90 ~ 95%, 测试时间 96 小时再置放于室温下 1~ 2 小时。 Mate applicable FFC/FPC and expose to 100 ± 2°C, relative humidity 90 to 95% for 96 hours. Upon completion of the exposure period, the test specimens shall be conditioned at ambient room conditions for 1 to 2 hours, after which the specified measurements shall be performed. (EIA-364-31B /MIL-STD-202 Method 103)
		耐电压 Dielectric Strength	需能符合耐电压测试 No Breakdown	
		绝缘阻抗 Insulation Resistance	[50] MΩ 以上. [50] MΩ Min.	
11	冷热冲击 Temperature Cycling	外观 Appearance	目视外观无任何损坏异状 No Damage	将样品与适合之 FFC/FPC 连接, 承受 5 cycles 冷热冲击后,置放于室温下 1~ 2 小时. 1 cycle time 如下:a) -55±3°C,30 分钟 b) +85±3°C,30 分钟 Mate applicable FFC/FPC and subject to the following conditions for 5 cycles. Upon completion of the exposure period, the test specimens shall be conditioned at ambient room conditions for 1 to 2 hours, after which the specified measurements shall be performed 1 cycle a) -55±3°C,30minutes b) +85±3°C,30minutes (Transit time shall be within 3 minutes) (EIA-364-17B)
		接触阻抗 Contact Resistance	[100] mΩ 以下. [100] mΩ Max.	
12	盐水喷雾 Salt Spray	外观 Appearance	目视外观无任何损坏异状 No Damage	将样品与适合之 FFC/FPC 连接, 使用 5±1%浓度盐水, 测试温度 35±2°C, 测试时间 48±4 小时,后于室温下使用清水 冲洗后再干燥。 (JIS C0023 / MIL-STD-202 Method 101) Mate applicable FPC and expose to the following salt mist conditions. Upon completion of the exposure period, salt deposits shall be removed by a gentle wash or dip in running water, after which the specified NaCl solution Concentration: 5 ± 1% Spray time:48 ± 4 hours Ambient temperature: 35 ± 2°C (EIA-364-26B, Condition B /MIL-STD-202 Method 101)
		接触阻抗 Contact Resistance	[100] mΩ 以下. [100] mΩ Max.	
13	焊锡性 Solder ability	润湿性 Solder Wetting	润湿面积 95%以上, 并不得有漏焊 针孔现象 95% of immersed area must show no voids, pin holes.	锡温 245±5°C, 将导电端子浸入锡炉液面至 Housing 距离锡面 0.1mm 位置,焊锡时间 3~5 秒。 Tip of solder tails and fitting nails into the molten solder (held at 245±5°C) up to 0.1mm from the bottom of the housing for 3~5 seconds. (JESD22-B102D, Condition C)
环境特性及其他性能(Environment Performance and Others)				
14	焊锡耐热性 Resistance to Soldering Heat	外观 Appearance	目视外观无任何损坏异状 No Damage	使用红外线回焊时请参考第 4 点 When reflowing...Refer to paragraph 4.
				使用烙铁手焊时须可符合下述焊锡条件 Soldering iron method 0.2mm from terminal tip and fitting nail tip. Soldering time: 5 seconds Max. Solder temperature : 350±5°C

4. Resistance to flow solder heat



NOTE: Please check the re-flow soldering condition by your own devices beforehand.
Because the condition changes by the soldering devices, p.c. boards, and so on.

深圳市钜硕电子有限公司 SHENZHEN JUSHUO ELECTRONIC CO.,LTD		文件編號：	JSQA - FPC03688
		修訂日期：	2013-09-6
0.3P 1.0H FPC/FFC	Product Specification	版 次：	Rev B
		頁 次：	7/10

5. Qualification and Requalification Test

Test or Examination	Test Group								
	A	B	C	D	E	F	G	H	I
	Test Sequence								
Examination of Product	1,9	1,3	1,4	1,5	1,5	1,5	1,5	1,3	1,3
Contact Resistance	2,6			2,4	2,4	2,4	2,4		
Dielectric withstanding Voltage	3,7								
Insulation Resistance	4,8								
FPC/FFC Retention Force			2						
Durability			3						
Vibration				3					
Mechanical Shock					3				
Humidity	5								
Temperature Cycling						3			
Salt Spray							3		
Solder ability								2	
Resistance to Soldering Heat									2
Terminal Retention Force		2							

6. Packing Specification

6.1 Tape and Reel Dimensions:

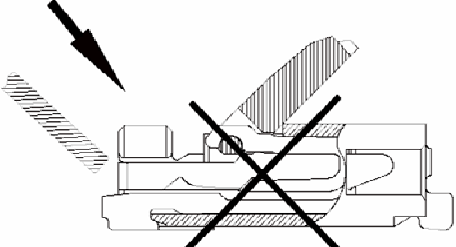
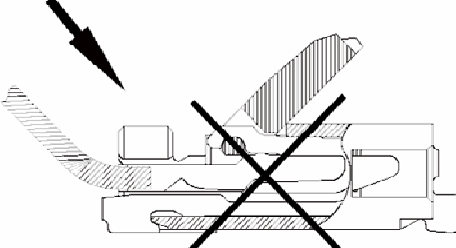
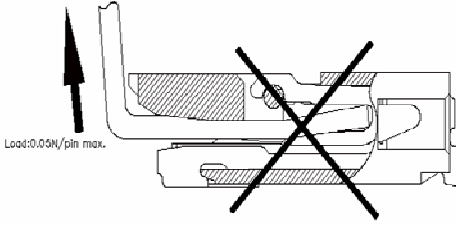
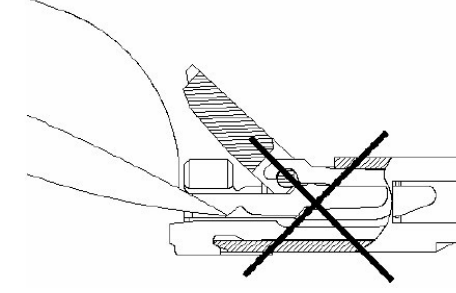
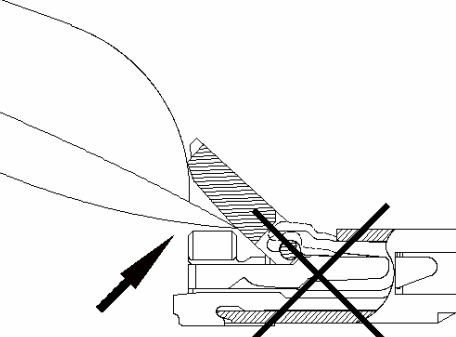
See attached Packing drawings.

6.2 Packing Specification

See attached Packing drawings.

深圳市钜硕电子有限公司 SHENZHEN JUSHUO ELECTRONIC CO.,LTD		文件編號：	JSQA - FPC03688
		修訂日期：	2013-09-6
0.3P 1.0H FPC/FPC	Product Specification	版次：	Rev B
		頁次：	8/10

7. Instruction Upon Usage(操作说明)

<p>步骤 1: Joining step 1: 使用拇指或食指, 将上盖往上掀开。 Use the thumb or the forefinger, raise the top cover up.</p>	
<p>步骤 2: Joining step 2: FFC/FPC 导电处朝下, 平行的插入连接器中。 FFC/FPC gets along with conductivity down. The parallel one inserts it in the connector.</p>	
<p>步骤 3: Joining step 3: 轻压上盖中间往下旋转至定位, 直到 FFC/FPC 完全插入且没有移动。 Press the top cover lightly and rotate down to Make a reservation, until FFC/FPC is totally inserted and not moved.</p>	
<p>步骤 4: Joining step 4: FFC/FPC removal FFC/FPC 退出 小心掀起上盖, 将 FFC/FPC 退出。 Lift the top cover carefully, withdraw FFC/FPC from.</p>	
<p>警告 Warning!! 旋转的角度不可大于 135 度。 The whirling angle can't be greater than 135 degrees.</p>	

警告

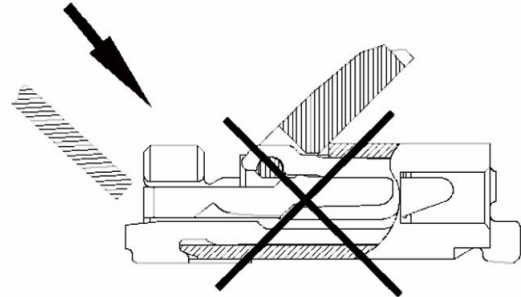
Warning!!

施压的力量，应该要平均。

The strength of exerting pressure should be average.

如图所示，不要试着做移动或重新确定盖子位置。

As illustrated, do not attempt removal or re-positioning of the cover.

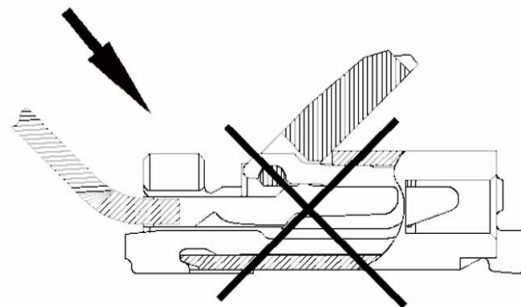


警告

Warning!!

当 FFC/FPC 插入的角度偏斜时，可能会引起导通不良。

When the angle that FFC inserts in is askew, may cause and lead openly and badly.

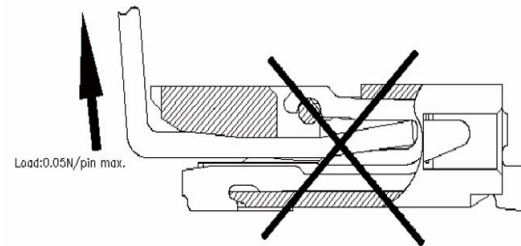


警告

Warning!!

向上拉扯的力量不要超过 0.05N/pin max.

The strength of dragging upwards don't exceed 0.05N/pin max .

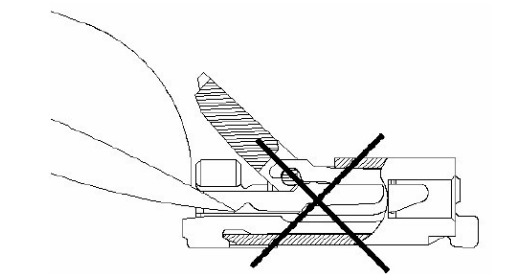


警告

Warning!!

开启连接器掀盖时，不要使用过度的力量及避免接触到端子。

Covering, don't use excessive strength and avoid touching the end son.

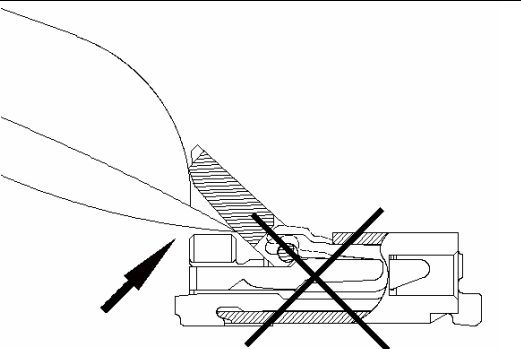


警告

Warning!!

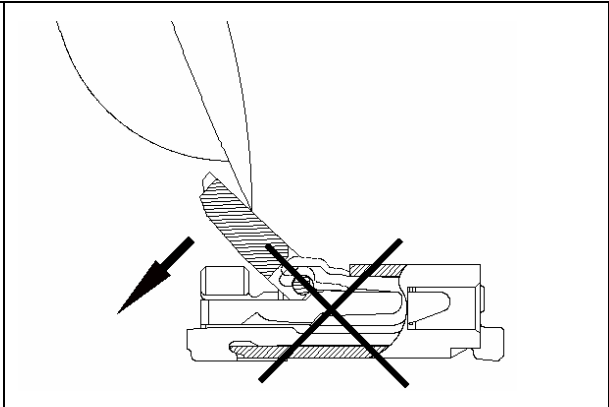
当在开启 FFC/FPC 时，不要使用过度的力量及避免接触到端子。

Don't use excessive strength and avoid touching the end son when open FFC/FPC




深圳市钜硕电子有限公司 SHENZHEN JUSHUO ELECTRONIC CO.,LTD		文件編號：	JSQA - FPC03688
		修訂日期：	2013-09-6
0.3P 1.0H FPC/FFC	Product Specification	版次：	Rev B
		頁次：	10/10

警告
Warning!!
 施压的力量，应该要平均。
 The strength of exerting pressure should be average.
 如图所示，不要试着做移动或重新确定盖子位置。
 As illustrated, do not attempt removal or re-positioning of the cover.



警告
Warning!!
 掀盖的面积，应该要平均。
 Lift the area overlapped should be average.
 如图所示，
 不要试着做移动或重新确定盖子的位置。
 As illustrated, do not attempt removal or re-positioning of the cover.



警告
Warning!!
 PCB 板平整度必须在 0.1mm max.
 The roughness of PCB board must be in 0.1mm max.

