

# 承认书

## SPECIFICATION FOR APPROVAL

客户名称:

CUSTOMER: \_\_\_\_\_

品名:

NAME. \_\_\_\_\_ FPC 0.3Pitch 1.0H Connector掀盖 \_\_\_\_\_

料号:

PART No. \_\_\_\_\_ AFH26-S\*\*FIA-1H \_\_\_\_\_

日期:

DATE. \_\_\_\_\_ 2019年7月19号 \_\_\_\_\_

### 客户签认(APPROVED SIGNATURES)

核准(APPROVAL)	工程 (ENGINEERING)	品管 (QC)
核准(APPROVAL)	确认 (CHECK)	制作 (PREPARE)
WY	NICK	NICK

# 深圳市钜硕电子有限公司

SHENZHEN JUSHUO ELECTRONIC CO.,LTD

## APPROVAL SHEET CHECKLIST

Part Number: AFH26-S\*\*FIA-1H

Description: 0.3P 1.0H FPC W/COVER EASY-ON R/A SMT TYPE

This "FA(First Article) Package" is a checklist covering items required by IPO for "FA approval" of Supplier's new product submission:

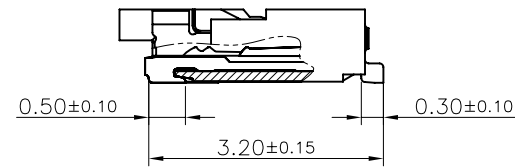
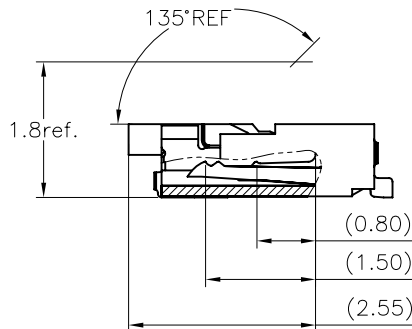
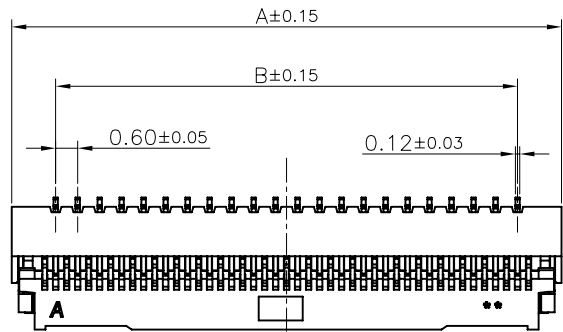
新产品承认必须提供"FA(First Article) Package"所列的文件数据,以电子文件方式提供.

ITEM 项次	DESCRIPTION 说明	档案格式	Check/Remark 检查/注记
1	Customer Drawing (客户图)	PDF	■
2	Packaging Drawing(包装图)	PDF	■
3	Product Specification(产品规范)	PDF	■
4	Material RoHS certification report.Resin & Metal 材质证明 / 验证报告	PDF	■
5	Material Safety Data Sheet 材料安全数据表(如MSDS等)	PDF	■
6	HSF Certification 无有害物质报告(如SGS等)	PDF	■

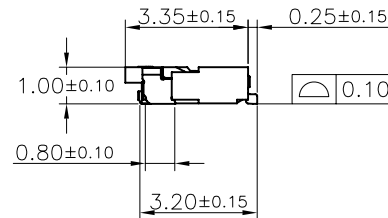
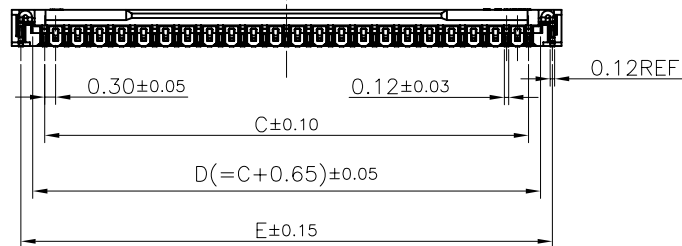
复核人(Reviewed By): 阮军

确认人(Checked By): 钱如旭

# HSF COMPLIAN



SECTION  
SCALE 2:1

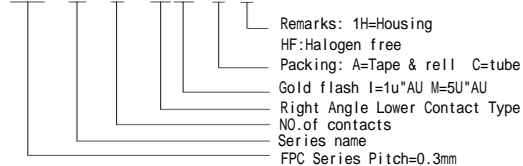


PIN NO.	DIM A	DIM B	DIM C	DIM D	DIM E
13	5.40	3.00	3.60	4.25	
15	6.00	3.60	4.20	4.85	
17	6.60	4.20	4.80	5.45	
19	7.20	4.80	5.40	6.05	
21	7.80	5.40	6.00	6.65	
23	8.40	6.00	6.60	7.25	
25	9.00	6.60	7.20	7.85	
27	9.60	7.20	7.80	8.45	
29	10.20	7.80	8.40	9.05	
31	10.80	8.40	9.00	9.65	
33	11.40	9.00	9.60	10.25	
35	12.00	9.60	10.20	10.85	
37	12.60	10.20	10.80	11.45	
39	13.20	10.80	11.40	12.05	
41	13.80	11.40	12.00	12.65	
43	14.40	12.00	12.60	13.25	
45	15.00	12.60	13.20	13.85	
47	15.60	13.20	13.80	14.45	
49	16.20	13.80	14.40	15.05	
51	16.80	14.40	15.00	15.65	
53	17.40	15.00	15.60	16.25	
55	18.00	15.60	16.20	16.85	
57	18.60	16.20	16.80	17.45	
59	19.20	16.80	17.40	18.05	
61	19.80	17.40	18.00	18.	
63	20.40	18.00	18.60	19.25	
65	21.00	18.60	19.20	19.85	
67	21.60	19.20	19.80	20.45	
69	22.20	19.80	20.40	21.05	
71	22.80	20.40	21.00	21.65	

NOTES:

- MATERIAL:  
HOUSING: HIGHT-TEMP PLASTIC,UL 94V-0,COLOR:NATURE/BLACK;  
COVER: HIGHT-TEMP PLASTIC,UL 94V-0,COLOR:BLACK;  
TERMINAL: COPPER ALLOY;  
PEG: COPPER ALLOY;
- PLATING:  
TERMINAL: GOLD PLATED ON NICKEL OVERALL.  
PEG: TIN PLATED ON NICKEL OVERALL.
- RATING:  
CURRENT RATING: 0.3A AC/DC  
VOLTAGE RATING: 30V AC/DC  
TEMPERATURE RANGE: -55°C~+85°C;
- PART NO.(P/N.):

AFH26 - S \*\* F I A -1H



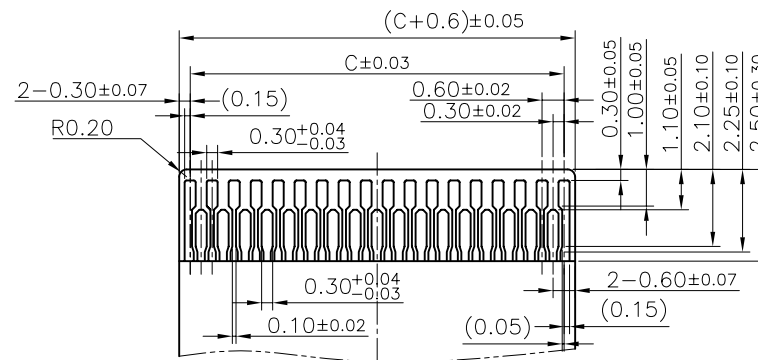
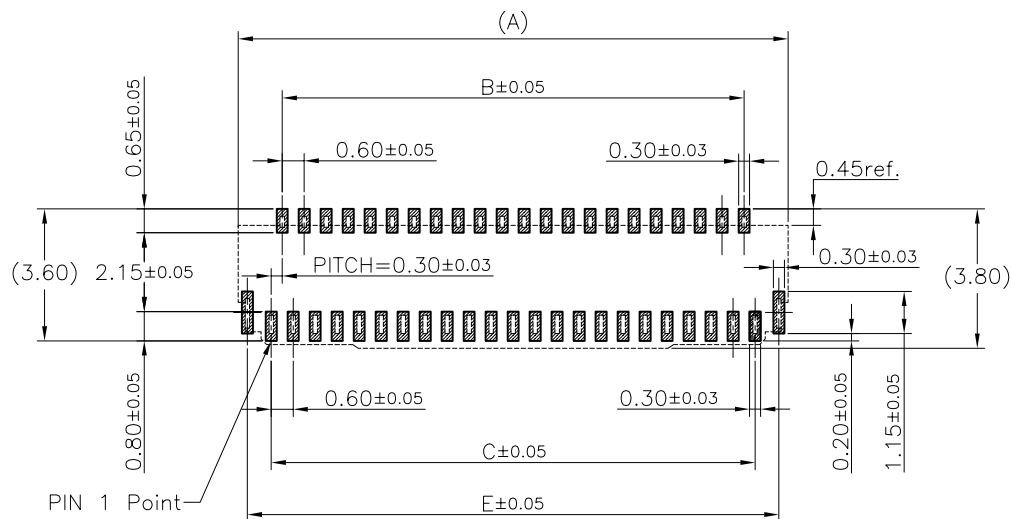
备注：现目前生产PIN位为（49,57,61,67,71P）

	TOL		TOL
	±---		±2'
	±0.15		±---
	±0.10		±---

**深圳市钜硕电子有限公司**  
SHENZHEN JUSHUO ELECTRONIC CO.,LTD

DRWN: Luke 2013-09-10	PART NO.: AFH26-S**FIA-1H
CHKD: Ruanjun 2013-09-10	TITLE: FPC 0.3mm Pitch H=1.0掀盖下接
APPD: Johnson 2013-09-10	DRAWING NO.:
1/2	UNIT: mm, SCALE: N/A, SIZE: A4, REV: A2

HSF COMPLIANT



FFC/FPC INSERT DIRECTION

RECOMMEND PCB LAYOUT

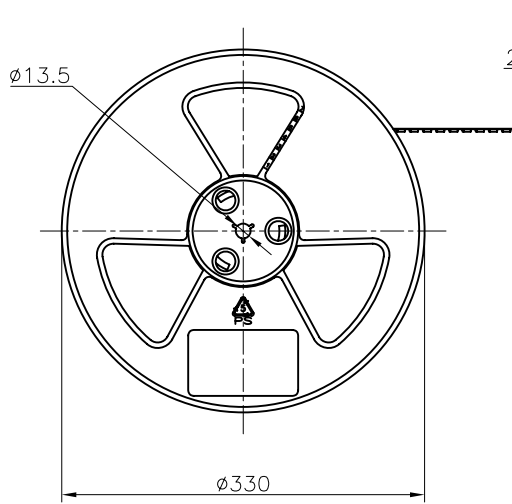
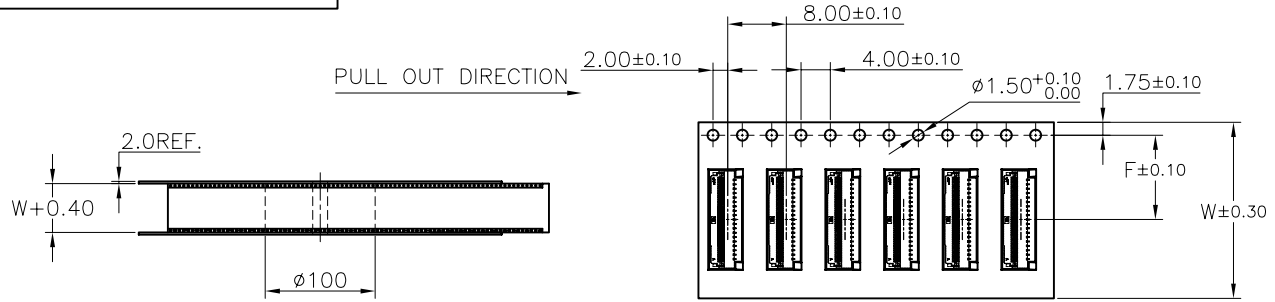
APPLICABLE FFC/FPC  
FFC/FPC THICKNESS=0.20±0.03

深圳市钜硕电子有限公司  
SHENZHEN JUSHUO ELECTRONIC CO.,LTD

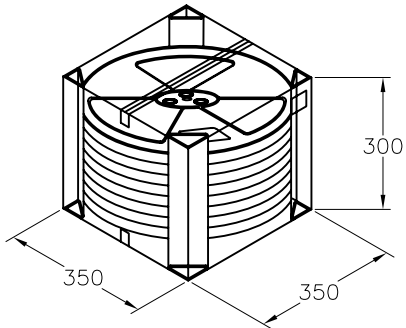
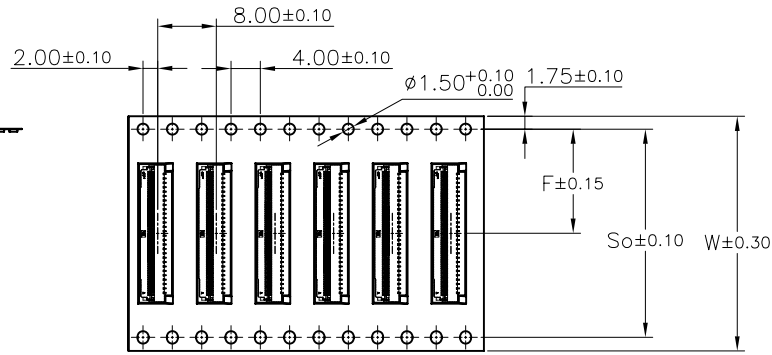
DRWN: Luke 2013-09-10	PART NO.: AFH26-S**FIA-1H			
CHKD: Ruanjun 2013-09-10	TITLE: FPC 0.3mm Pitch H=1.0掀盖下接			
APPD: Johnson 2013-09-10	DRAWING NO.:			
SHEET: 2/2	UNIT mm	SCALE N/A	SIZE A4	REV A2

DIM	TOL	DEC	TOL
X.	±--	X.*	±2*
X.X	±0.25	X.X*	±2*
X.XX	±0.15	X.XX*	±--
X.XXX	±0.10	X.XXX*	±--

**HSF COMPLIANT**

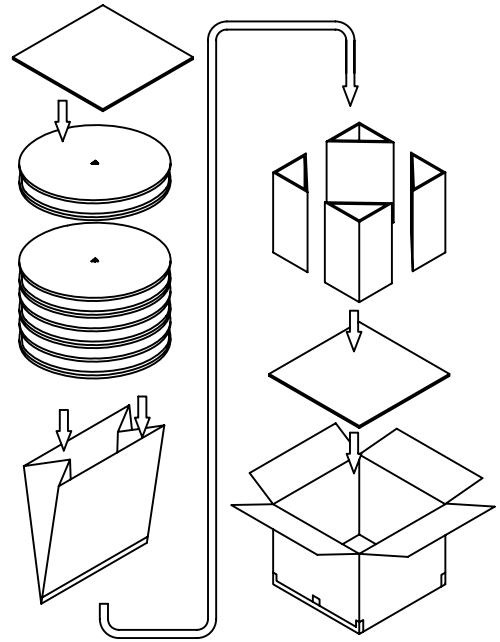


SCALE 3:20



NOTES:

1. ALL DIMENSION MEET EIA-481-3 REQUIREMENTS;
2. CARRIER MATERIAL: PS, BLACK;
3. PACKING QUALITY: 5000PCS/REEL;



PACKING DISCRIPTION:

PIN No.	13~25	27~51	57~67	71
REEL WIDTH	16.4	24.4	32.4	44.4
PCS/REEL	5000	5000	5000	5000
REEL/BOX	12	9	7	6
BOX/PCS	60K	45K	35K	30K
CTN. SIZE	350*350*300			

PIN NO.	DIM W	DIM F	DIM So
13~25	16.0	7.50±0.10	--
27~51	24.0	11.50±0.10	--
57~67	32.0	14.20±0.10	28.4
71	44.0	20.20±0.15	40.4

DIM	TOL	DEC	TOL
X.	±---	X.*	±2*
X.X	±0.25	X.X*	±2*
X.XX	±0.15	X.XX*	±---
X.XXX	±0.10	X.XXX*	±---

**深圳市钜硕电子有限公司**  
SHENZHEN JUSHUO ELECTRONIC CO.,LTD

DRWN: Luke 2013-09-10	PART NO.: AFH26-S**FIA-1H								
CHKD: Ruanjun 2013-09-10	TITLE: FPC 0.3mm Pitch H=1.0掀盖下接								
APPD: Johnson 2013-09-10	DRAWING NO.:								
SHEET: 1/1	<table border="1"> <tr> <th>UNIT</th> <th>SCALE</th> <th>SIZE</th> <th>REV</th> </tr> <tr> <td>mm</td> <td>N/A</td> <td>A4</td> <td>A2</td> </tr> </table>	UNIT	SCALE	SIZE	REV	mm	N/A	A4	A2
UNIT	SCALE	SIZE	REV						
mm	N/A	A4	A2						

<b>深圳市钜硕电子有限公司</b> SHENZHEN JUSHUO ELECTRONIC CO.,LTD		文件編號：	JSQA - FPC03688
		修訂日期：	<b>2013-09-6</b>
<b>0.3P 1.0H</b> <b>FPC/FFC</b>	<b>Product Specification</b>	版 次：	<b>Rev B</b>
		頁 次：	<b>1/10</b>

# Product Specification

## 0.3Pitch 1.0Height FPC/FFC Conn. Easy-On Type.(FP270H Series)

<b>Approved By</b>	<b>Checked By</b>	<b>Prepared By</b>
Johnson	RuanJun	LUKE



<b>深圳市钜硕电子有限公司</b> SHENZHEN JUSHUO ELECTRONIC CO.,LTD		文件編號：	JSQA - FPC03688
		修訂日期：	<b>2013-09-6</b>
<b>0.3P 1.0H</b> <b>FPC/FFC</b>	<b>Product Specification</b>	版 次：	<b>Rev B</b>
		頁 次：	<b>3/10</b>

## 1. SCOPE

This specification covers the performance, tests and quality requirements for the **0.30mmPitch 1.0Height FPC/FFC Connector, Easy-On Type**.

When tests are performed on the subject product line, the procedures specified specifications shall be used. All inspections shall be performed using the applicable inspection plan and product drawing.

## 2. REQUIREMENTS

### 2.1 PRODUCT DIMMENTIONS and APPLICABLE FFC/FPC&PCBLAYOUT

Product shall be of the design, construction and physical dimensions specified on the applicable Product Drawing.

See attached Product Drawing.

### 2.2 MATERIALS

ITEM	DISCRIPTION
Housing(主体)	High-Temp Plastic, UL 94V-0, Halogen Free
Cover(盖子)	High-Temp Plastic, UL 94V-0, Halogen Free
Terminal(端子)	Copper Alloy
Peg(接地片)	Copper Alloy
Terminal Plated(端子电镀)	See Product Drawing Plating Information
Peg Plated(接地片电镀)	

### 2.3 RATINGS

ITEM	STANDARD
Operating Voltage (Max.)	30V AC
Current Rating (Max.)	0.3A DC
Operating Temperature	-55°C~+85° (Including terminal temperature rise)
Operating Humidity range	Relative humidity 90%Max.
Storage temperature range	-10°C ~ +50°C
Storage Humidity range	Relative humidity 90%Max.



<b>深圳市钜硕电子有限公司</b> SHENZHEN JUSHUO ELECTRONIC CO.,LTD		文件編號：	JSQA - FPC03688
		修訂日期：	<b>2013-09-6</b>
<b>0.3P 1.0H</b> <b>FPC/FFC</b>	<b>Product Specification</b>	版 次：	<b>Rev B</b>
		頁 次：	<b>4/10</b>

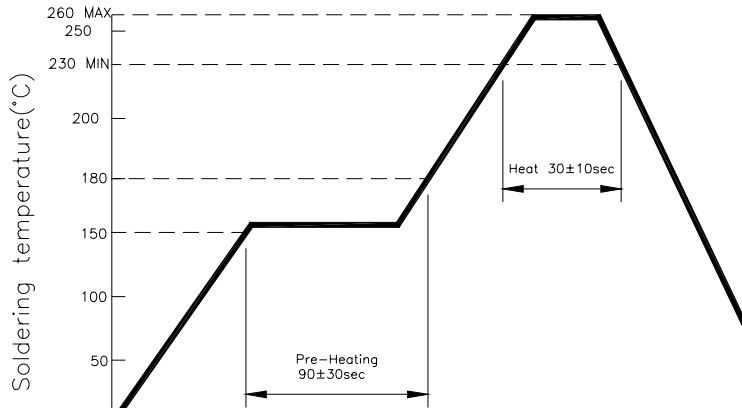
### 3. Test Requirements and Procedures Summary

测试项目(Test Item)		规格(Requirement)		测试方式/条件(Test Condition)
1	外观检查 Examination of Product	符合图面外观，无任何损坏异状 No physical damage.		目视 Visual inspection.
<b>电气特性(Electrical Requirement)</b>				
2	接触阻抗 Contact Resistance	[ 40 ] mΩ 以下. [ 40 ] mΩ Max.		将样品与适合之 FFC/FPC 连接，测试电压 20mV，限电流 10mA 下进行阻抗测试。 Mate applicable FPC and measure by dry circuit, 20mV Max,10mA. (EIA-364-6B)
3	绝缘阻抗 Insulation Resistance	[ 50 ] MΩ 以上. [ 50 ] MΩ Min.		将样品与适合之 FFC/FPC 连接，提供相邻端子间测试电压 500V DC 进行绝缘阻抗测试。 Mate applicable FPC and apply 500V DC between adjacent terminal and ground. (EIA-364-20B /MIL-STD-202 Method 302)
4	耐电压 Dielectric withstanding Voltage	目视外观无任何损坏异状 No Breakdown		将样品与适合之 FFC/FPC 连接，提供相邻端子间测试电压 250V AC (rms) 1 分钟。 Mate applicable FPC and apply 250V AC for 1 minute between adjacent terminal and ground. (EIA-364-21C /MIL-STD-202 Method 301)
<b>机械特性(Mechanical Requirement)</b>				
5	FFC/FPC 保持力 FFC/FPC Retention Force	Pos. x 0.015Kgf {0.15N} 以上 Pos. x .0015Kgf {0.15N} Min.		将盖子盖上与 FFC/FPC 连接，以操作速度每分钟位移 25±3mm 进行 FFC/FPC 保持力测试。 Insert the Cover; pull the FFC/FPC at a rate of 25±3mm per minute (EIA-364-13B).
6	端子保持力 Terminal Retention Force	Pos. x 0.08Kgf {0.8N} 以上 Pos. x 0.08Kgf {0.8N} Min.		端子与主体组装后，以操作速度每分钟位移 25±3mm 进行端子保持力测试。 Insert the Terminal into Housing; pull the Terminal from the Housing at a rate of 25±3mm per minute (EIA-364-13B).
7	盖子往返操作耐久测试 Repeated Actuator Insertion/ Withdrawal Durability Test	接触阻抗 Contact Resistance	[ 100 ] mΩ 以下. [ 100 ] mΩ Max.	将盖子与 FFC/FPC 反复连接，以每分钟小于 10 cycles 连续操作 20 次。 Insert and withdraw cover up to 20 cycles at the speed rate of less than 10 Cycles/Minute. (EIA-364-9C).
8	耐振性 Vibration	外观 Appearance	目视外观无任何损坏异状 No Damage	通过 DC 电流 1mA，位移相对距离 1.5mm，振动周期 10~ 55~ 10 Hz 在 1 分钟内，持续 2 小时，方向在 X,Y,Z 轴做测试。 Mate connectors and subject to the following vibration conditions, for period of 2 hours in each of 3 mutually perpendicular axes, passing DC 1mA during the test. Amplitude : 1.5mm P-P Frequency : 10~ 55~ 10 Hz in 1 minute. (EIA-364-28D, Condition I /MIL-STD-202 Method 201)
		接触阻抗 Contact Resistance	[ 100 ] mΩ 以下. [ 100 ] mΩ Max.	
		瞬间断电 Discontinuity	1 μ sec 以下. 1 μ sec Max.	
9	耐冲击性 Mechanical Shock	外观 Appearance	目视外观无任何损坏异状 No Damage	Duration: 2 hours in each of X, Y, Z axes. 将样品与适合之 FFC/FPC 连接，通过 DC 1mA 测试条件，连续测试 3 次。在 X、Y、Z 3 轴 6 个垂直方向施予重力加速度.490m/s2 {50G} 冲击。 Mate applicable FFC/FPC and subject to the following shock conditions. 3 times of shocks shall be applied for ach 6 directions along 3 mutually perpendicular axes, passing DC 1 mA current during the test. (EIA-364-27B, Method A /MIL-STD-202 Method 108)
		接触阻抗 Contact Resistance	[ 100 ] mΩ 以下. [ 100 ] mΩ Max.	
		瞬间断电 Discontinuity	1 μ sec 以下. 1 μ sec Max.	

<b>深圳市钜硕电子有限公司</b> SHENZHEN JUSHUO ELECTRONIC CO.,LTD		文件編號：	JSQA - FPC03688
		修訂日期：	<b>2013-09-6</b>
<b>0.3P 1.0H</b> <b>FPC/FPC</b>	<b>Product Specification</b>	版 次：	<b>Rev B</b>
		頁 次：	<b>5/10</b>

测试项目(Test Item)		规格(Requirement)		测试方式/条件(Test Condition)
<b>环境特性及其他性能(Environment Performance and Others)</b>				
10	耐湿性 Humidity	接触阻抗 Contact Resistance	[ 100 ] mΩ 以下. [ 100 ] mΩ Max.	将样品与适合之 FFC/FPC 连接, 置于环境温 100±2°C, 相对湿度 90 ~ 95%, 测试时间 96 小时再置放于室温下 1~ 2 小时。 Mate applicable FFC/FPC and expose to 100 ± 2°C, relative humidity 90 to 95% for 96 hours. Upon completion of the exposure period, the test specimens shall be conditioned at ambient room conditions for 1 to 2 hours, after which the specified measurements shall be performed. (EIA-364-31B /MIL-STD-202 Method 103)
		耐电压 Dielectric Strength	需能符合耐电压测试 No Breakdown	
		绝缘阻抗 Insulation Resistance	[ 50 ] MΩ 以上. [ 50 ] MΩ Min.	
11	冷热冲击 Temperature Cycling	外观 Appearance	目视外观无任何损坏异状 No Damage	将样品与适合之 FFC/FPC 连接, 承受 5 cycles 冷热冲击后,置放于室温下 1~ 2 小时. 1 cycle time 如下:a) -55±3°C,30 分钟 b) +85±3°C,30 分钟 Mate applicable FFC/FPC and subject to the following conditions for 5 cycles. Upon completion of the exposure period, the test specimens shall be conditioned at ambient room conditions for 1 to 2 hours, after which the specified measurements shall be performed 1 cycle a) -55±3°C,30minutes b) +85±3°C,30minutes (Transit time shall be within 3 minutes) (EIA-364-17B)
		接触阻抗 Contact Resistance	[ 100 ] mΩ 以下. [ 100 ] mΩ Max.	
12	盐水喷雾 Salt Spray	外观 Appearance	目视外观无任何损坏异状 No Damage	将样品与适合之 FFC/FPC 连接, 使用 5±1%浓度盐水, 测试温度 35±2°C, 测试时间 48±4 小时,后于室温下使用清水 冲洗后再干燥。 (JIS C0023 / MIL-STD-202 Method 101) Mate applicable FPC and expose to the following salt mist conditions. Upon completion of the exposure period, salt deposits shall be removed by a gentle wash or dip in running water, after which the specified NaCl solution Concentration: 5 ± 1% Spray time:48 ± 4 hours Ambient temperature: 35 ± 2°C (EIA-364-26B, Condition B /MIL-STD-202 Method 101)
		接触阻抗 Contact Resistance	[ 100 ] mΩ 以下. [ 100 ] mΩ Max.	
13	焊锡性 Solder ability	润湿性 Solder Wetting	润湿面积 95%以上, 并不得有漏焊 针孔现象 95% of immersed area must show no voids, pin holes.	锡温 245±5°C, 将导电端子浸入锡炉液面至 Housing 距离锡面 0.1mm 位置,焊锡时间 3~5 秒。 Tip of solder tails and fitting nails into the molten solder (held at 245±5°C) up to 0.1mm from the bottom of the housing for 3~5 seconds. (JESD22-B102D, Condition C)
<b>环境特性及其他性能(Environment Performance and Others)</b>				
14	焊锡耐热性 Resistance to Soldering Heat	外观 Appearance	目视外观无任何损坏异状 No Damage	使用红外线回焊时请参考第 4 点 When reflowing...Refer to paragraph 4.
				使用烙铁手焊时须可符合下述焊锡条件 Soldering iron method 0.2mm from terminal tip and fitting nail tip. Soldering time: 5 seconds Max. Solder temperature : 350±5°C

#### 4. Resistance to flow solder heat



**NOTE:** Please check the re-flow soldering condition by your own devices beforehand.  
Because the condition changes by the soldering devices, p.c. boards, and so on.

<b>深圳市钜硕电子有限公司</b> SHENZHEN JUSHUO ELECTRONIC CO.,LTD		文件編號：	JSQA - FPC03688
		修訂日期：	<b>2013-09-6</b>
<b>0.3P 1.0H</b> <b>FPC/FFC</b>	<b>Product Specification</b>	版 次：	<b>Rev B</b>
		頁 次：	<b>7/10</b>

## 5. Qualification and Requalification Test

Test or Examination	Test Group								
	A	B	C	D	E	F	G	H	I
	Test Sequence								
Examination of Product	1,9	1,3	1,4	1,5	1,5	1,5	1,5	1,3	1,3
Contact Resistance	2,6			2,4	2,4	2,4	2,4		
Dielectric withstanding Voltage	3,7								
Insulation Resistance	4,8								
FPC/FFC Retention Force			2						
Durability			3						
Vibration				3					
Mechanical Shock					3				
Humidity	5								
Temperature Cycling						3			
Salt Spray							3		
Solder ability								2	
Resistance to Soldering Heat									2
Terminal Retention Force		2							

## 6. Packing Specification

### 6.1 Tape and Reel Dimensions:

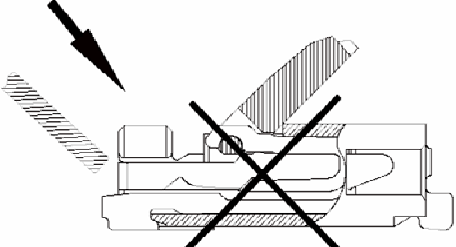
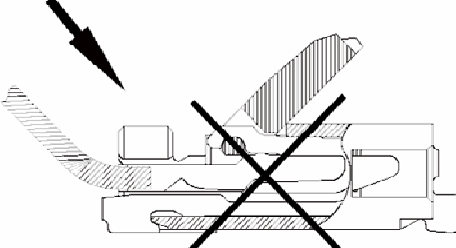
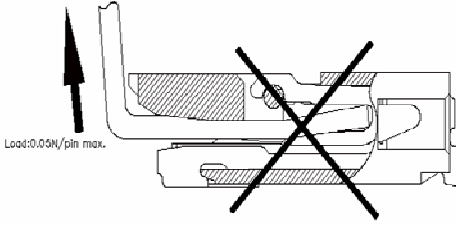
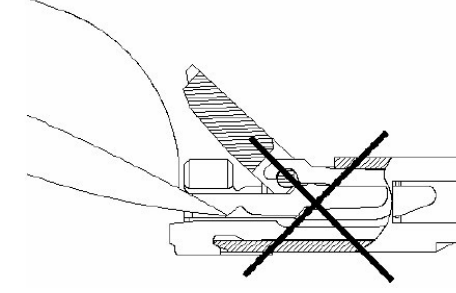
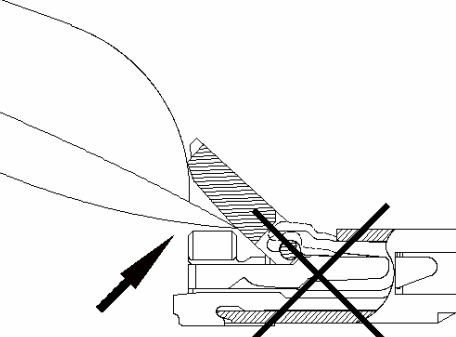
See attached Packing drawings.

### 6.2 Packing Specification

See attached Packing drawings.

<b>深圳市钜硕电子有限公司</b> SHENZHEN JUSHUO ELECTRONIC CO.,LTD		文件編號：	JSQA - FPC03688
		修訂日期：	2013-09-6
<b>0.3P 1.0H</b> <b>FPC/FFC</b>	<b>Product Specification</b>	版次：	Rev B
		頁次：	8/10

**7. Instruction Upon Usage(操作说明)**

<p>步骤 1:          Joining step 1: 使用拇指或食指, 将上盖往上掀开。          Use the thumb or the forefinger, raise the top cover up.</p>	
<p>步骤 2:          Joining step 2:          FFC/FPC 导电处朝下, 平行的插入连接器中。          FFC/FPC gets along with conductivity down. The parallel one inserts it in the connector.</p>	
<p>步骤 3:          Joining step 3:          轻压上盖中间往下旋转至定位, 直到 FFC/FPC 完全插入且没有移动。          Press the top cover lightly and rotate down to          Make a reservation, until FFC/FPC is totally inserted and not moved.</p>	
<p>步骤 4:          Joining step 4:          FFC/FPC removal FFC/FPC 退出 小心掀起上盖, 将 FFC/FPC 退出。          Lift the top cover carefully, withdraw FFC/FPC from.</p>	
<p>警告          Warning!!          旋转的角度不可大于 135 度。          The whirling angle can't be greater than 135 degrees.</p>	

警告

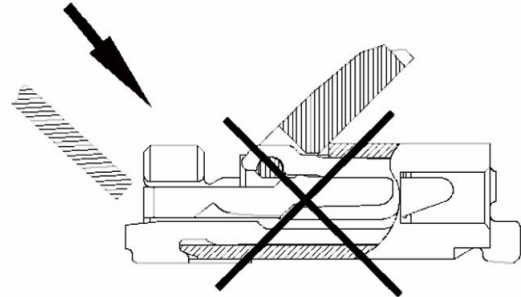
Warning!!

施压的力量，应该要平均。

The strength of exerting pressure should be average.

如图所示，不要试着做移动或重新确定盖子位置。

As illustrated, do not attempt removal or re-positioning of the cover.

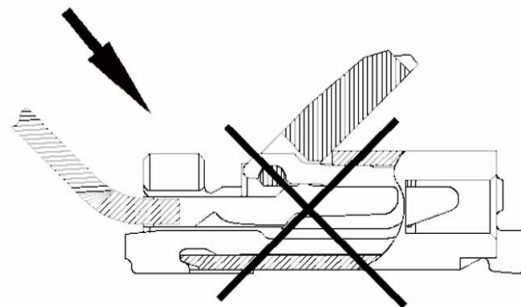


警告

Warning!!

当 FFC/FPC 插入的角度偏斜时，可能会引起导通不良。

When the angle that FFC inserts in is askew, may cause and lead openly and badly.

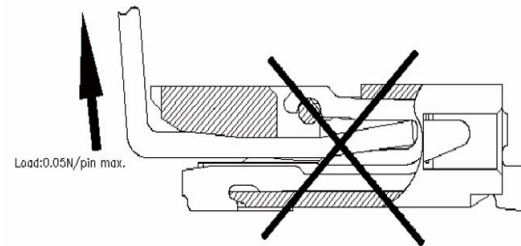


警告

Warning!!

向上拉扯的力量不要超过 0.05N/pin max.

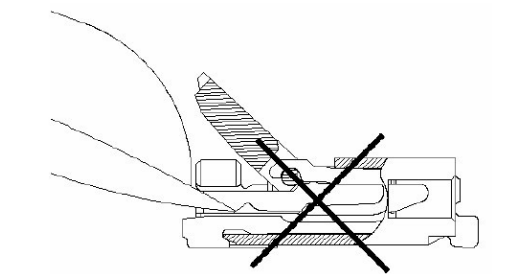
The strength of dragging upwards don't exceed 0.05N/pin max .



警告

Warning!! 开启连接器掀盖时，不要使用过度的力量及避免接触到端子。

Covering, don't use excessive strength and avoid touching the end son.

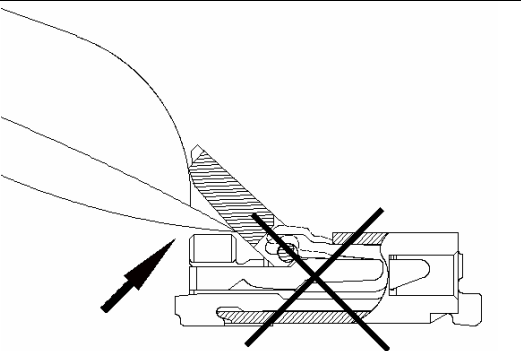


警告

Warning!!

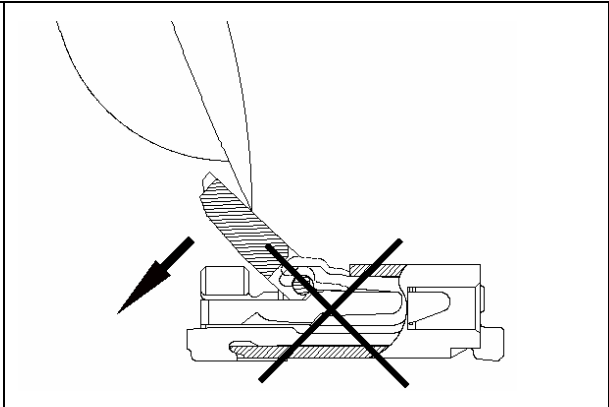
当在开启 FFC/FPC 时，不要使用过度的力量及避免接触到端子。

Don't use excessive strength and avoid touching the end son when open FFC/FPC




<b>深圳市钜硕电子有限公司</b> SHENZHEN JUSHUO ELECTRONIC CO.,LTD		文件編號：	JSQA - FPC03688
		修訂日期：	<b>2013-09-6</b>
<b>0.3P 1.0H</b> <b>FPC/FFC</b>	<b>Product Specification</b>	版次：	<b>Rev B</b>
		頁次：	<b>10/10</b>

警告  
**Warning!!**  
 施压的力量，应该要平均。  
 The strength of exerting pressure should be average.  
 如图所示，不要试着做移动或重新确定盖子位置。  
 As illustrated, do not attempt removal or re-positioning of the cover.



警告  
**Warning!!**  
 掀盖的面积，应该要平均。  
 Lift the area overlapped should be average.  
 如图所示，  
 不要试着做移动或重新确定盖子的位置。  
 As illustrated, do not attempt removal or re-positioning of the cover.



警告  
**Warning!!**  
 PCB 板平整度必须在 0.1mm max.  
 The roughness of PCB board must be in 0.1mm max.

