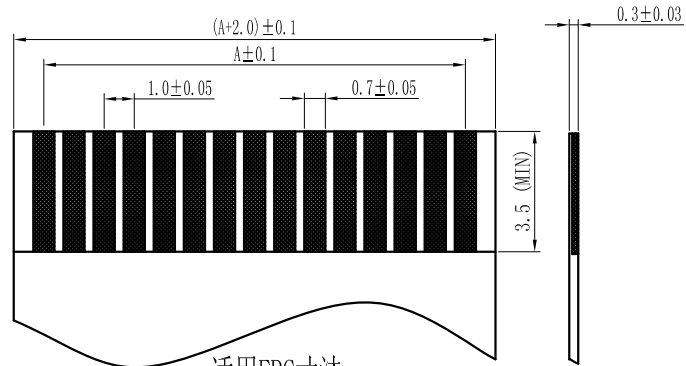
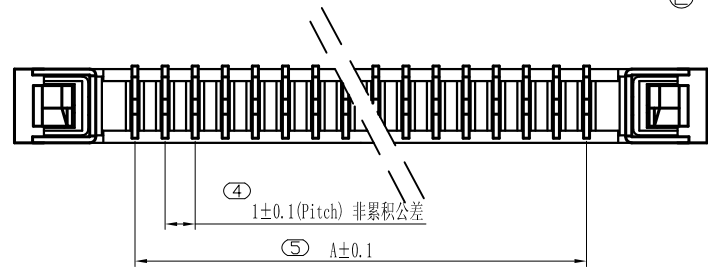
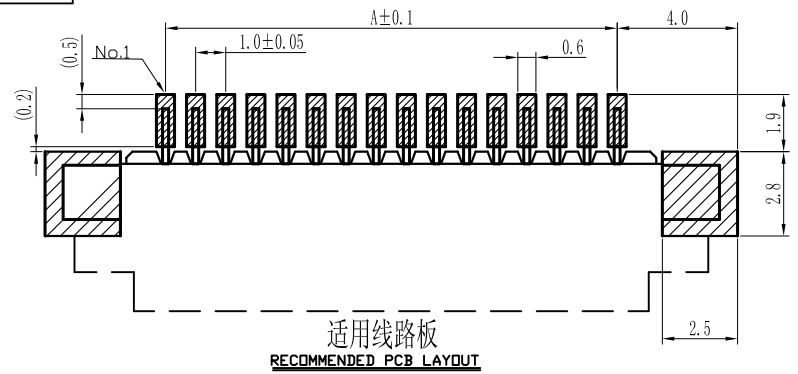
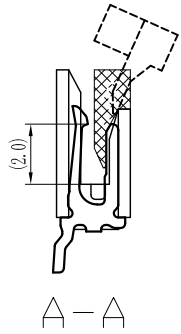
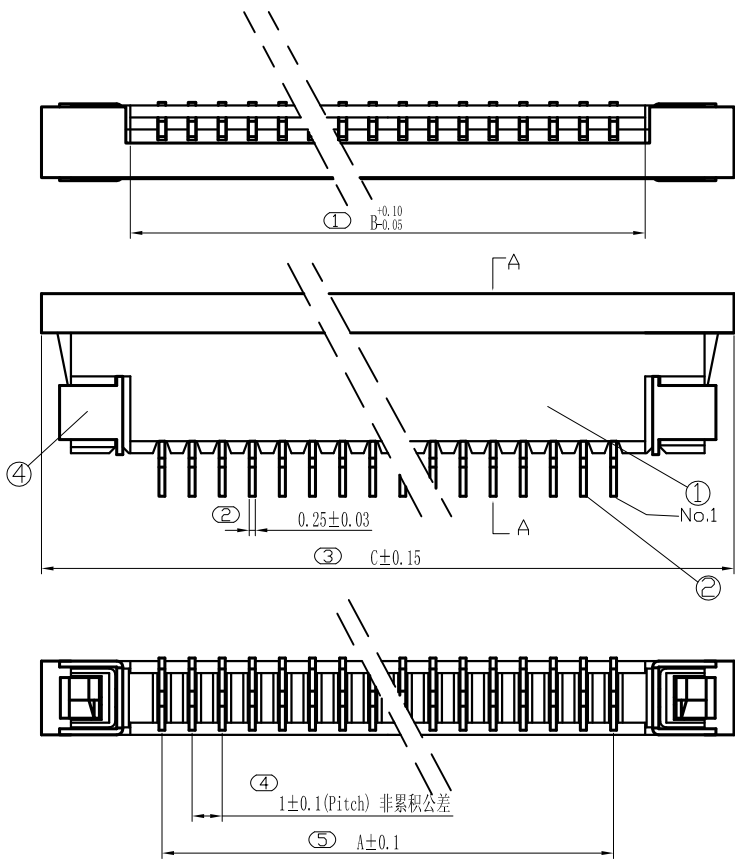


Engineer Drawing



NOTES:
 1. MATERIAL SEE TABLE;
 2. PLATING SEE TABLE;
 3. RATING
 3-1. OPERATING TEMPERATURE: -25~85°C
 3-2. OPERATING VOLTAGE: 125V AC/DC
 3-3. CURRENT RATING: 1.0 AMPS
 3-4. DIELECTRIC WITHSTANDING VOLTAGE:
 500V AC/Minute;
 3-5. INSULATION RESISTANCE: 500MΩ Min;
 3-6. CONTACT RESISTANCE: 0.03Ω Max;

IPFP1025 ** * * * *
 ① ② ③ ④ ⑤ ⑥

- ① Series Type
- ② Pin code.
- ③ Plating
- ④ Company code.
- ⑤ Packing
- ⑥ Lead Free HF

CKT	Dim A	Dim B	Dim C	CKT	Dim A	Dim B	Dim C
4	3	5.06	11	23	22	24.06	30
5	4	6.06	12	24	23	25.06	31
6	5	7.06	13	25	24	26.06	32
7	6	8.06	14	26	25	27.06	33
8	7	9.06	15	27	26	28.06	34
9	8	10.06	16	28	27	29.06	35
10	9	11.06	17	29	28	30.06	36
11	10	12.06	18	30	29	31.06	37
12	11	13.06	19	31	30	32.06	38
13	12	14.06	20	32	31	33.06	39
14	13	15.06	21	33	32	34.06	40
15	14	16.06	22	34	33	35.06	41
16	15	17.06	23	35	34	36.06	42
17	16	18.06	24	36	35	37.06	43
18	17	19.06	25	37	36	38.06	44
19	18	20.06	26	38	37	39.06	45
20	19	21.06	27	39	38	40.06	46
21	20	22.06	28	40	39	41.06	47
22	21	23.06	29				

TOLERANCE 0.X ±0.25 X° ±3° 0.XX ±0.12 0.XXX ±0.05 X.X° ±0.5° UNLESS OTHERWISE SPECIFIED			www.i-ncp.com	
	PART NO. IPFP10252 xx		TITLE: 1.0 FPC CONN ZIF SMT DRAWER H=2.5 LOWER CONTACT	
	DRAWING NO. IPFP10252			
SHEET 1 OF 1		UNITS mm	SCALE 1:1	REV. 01