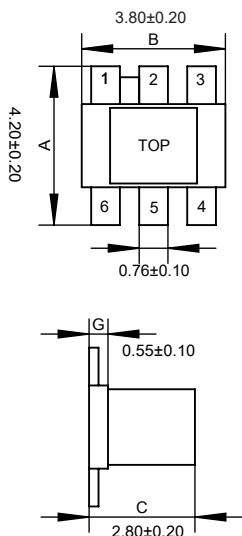
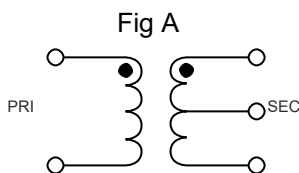


50Ω 1:4CT Flux Coupled Transformer 3-800 MHz

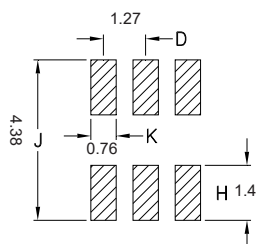
Outline Drawing(mm)



Electrical structure



Recommended layout(mm)



Pin Connections

Input	6
Output 1	1
Output 2	3
Ground	2, 4

Features

- Operating temperature range: -40°C to +85°C
- Storage temperature range: -55°C to +100°C

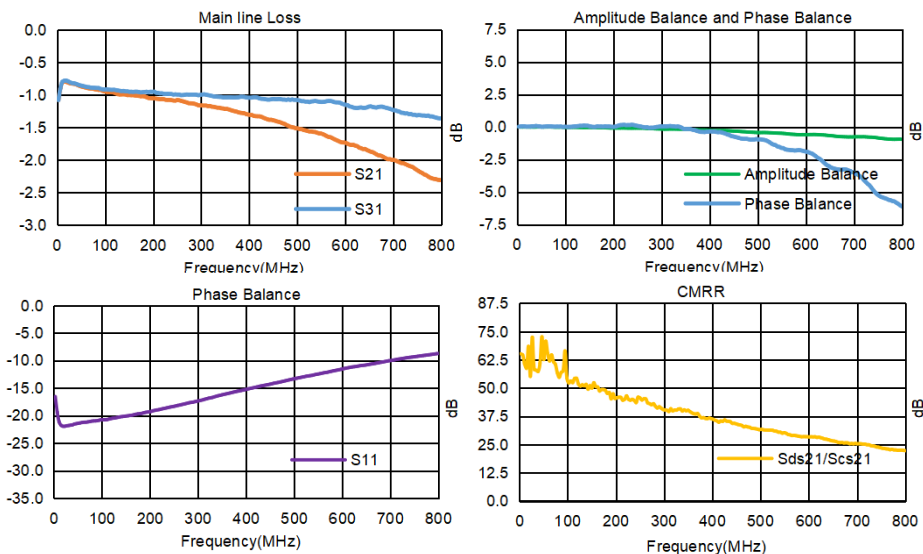


Applications

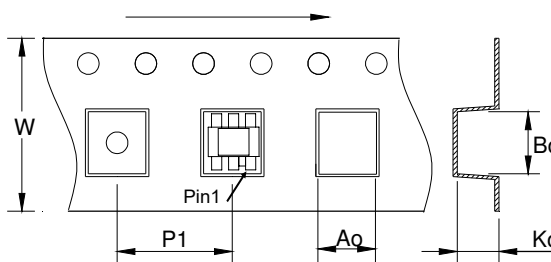
- Impedance matchin
- Balanced amplifie
- Balun
- Cellula and VHF

Electrical Specifications:TA=25°C, 0dBm, Z0=50Ω

Parameter	Test Conditions	Units	Min	Typ	Max
Main line Loss (Pin6-1)	3-800MHz	dB	—	2.2	3.0
Main line Loss (Pin6-3)	3-800MHz	dB	—	1.2	2.0
Amplitude Balance	3-800MHz	dB	0.0	0.8	1.5
Phase Balance	3-800MHz	°	0.0	5.0	15.0
Input Return Loss(Pin6)	3-800MHz	dB	8.0	12.0	—
CMRR	3-800MHz	dB	20.0	25.0	—



Carrier Tape Orientation



Tape & Reel Information

Parameter	Units	Value
Qty per reel	PCS	2000
Reel Size	mm	330
Tape Width	mm	12.00
Pitch	mm	12.00
Ao	mm	4.50
Bo	mm	4.50
Ko	mm	3.20