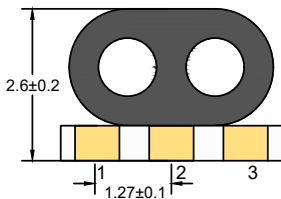
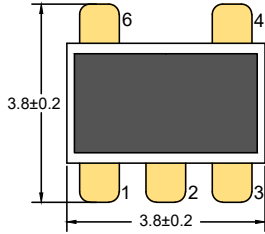
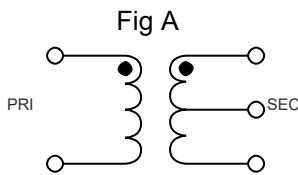


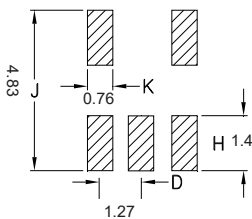
Outline Drawing(mm)



Electrical structure



Recommended layout(mm)



Pin Connections

Input	4
Output 1	3
Output 2	1
Ground	2,6

Features

- Operating temperature range: -40°C to +85°C
- Storage temperature range: -55°C to +100°C
- 260°C Reflow Compatible
- RoHS compliant and lead free
- Input Power: 250mW
- DC Current: 30mA

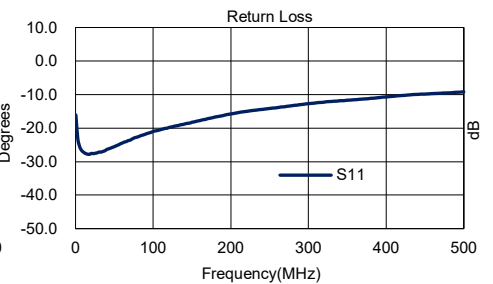
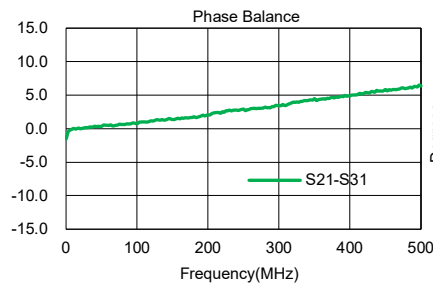
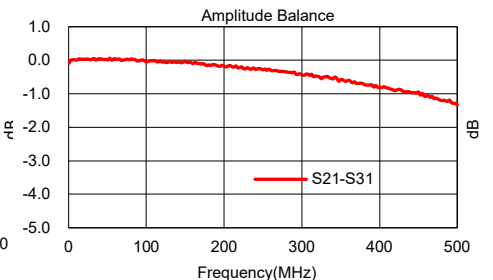
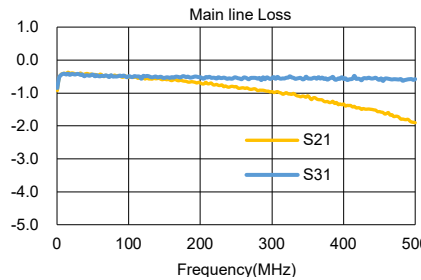
Applications

- Impedance matching
- Balanced amplifier
- Balun
- Cellular and VHF

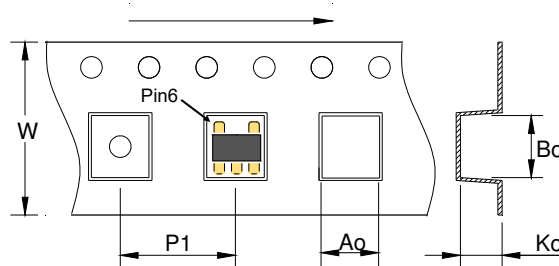


Electrical Specifications: TA=25°C, 0dBm, Z0=50Ω

Parameter	Test Conditions	Units	Min	Typ	Max
Main line Loss (S21)	0.3-500MHz	dB	—	2.0	2.5
Main line Loss (S31)	0.3-500MHz	dB	—	0.5	1.0
Amplitude Balance	0.3-500MHz	dB	0.0	1.2	1.5
Phase Balance	0.3-500MHz	°	0.0	8.0	15.0
Input Return Loss(S11)	0.3-500MHz	dB	6.0	10.0	—



Carrier Tape Orientation



Tape & Reel Information

Parameter	Units	Value
Qty per reel	PCS	2000
Reel Size	mm	330
Tape Width	mm	12.00
Pitch	mm	8.00
Ao	mm	4.50
Bo	mm	4.50
Ko	mm	3.20