
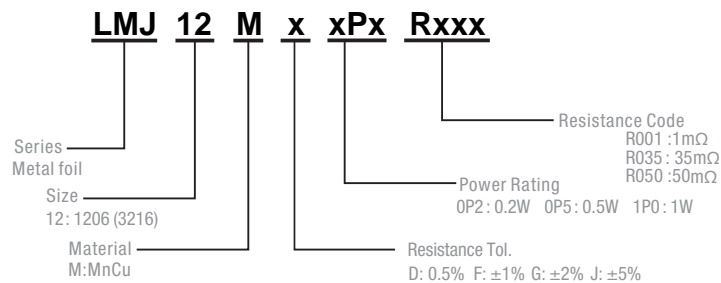


Description

- Proprietary processing technique produces extremely low resistance values
- Very low inductance
- Low thermal EMF
- Metallic Material



Part Numbering System



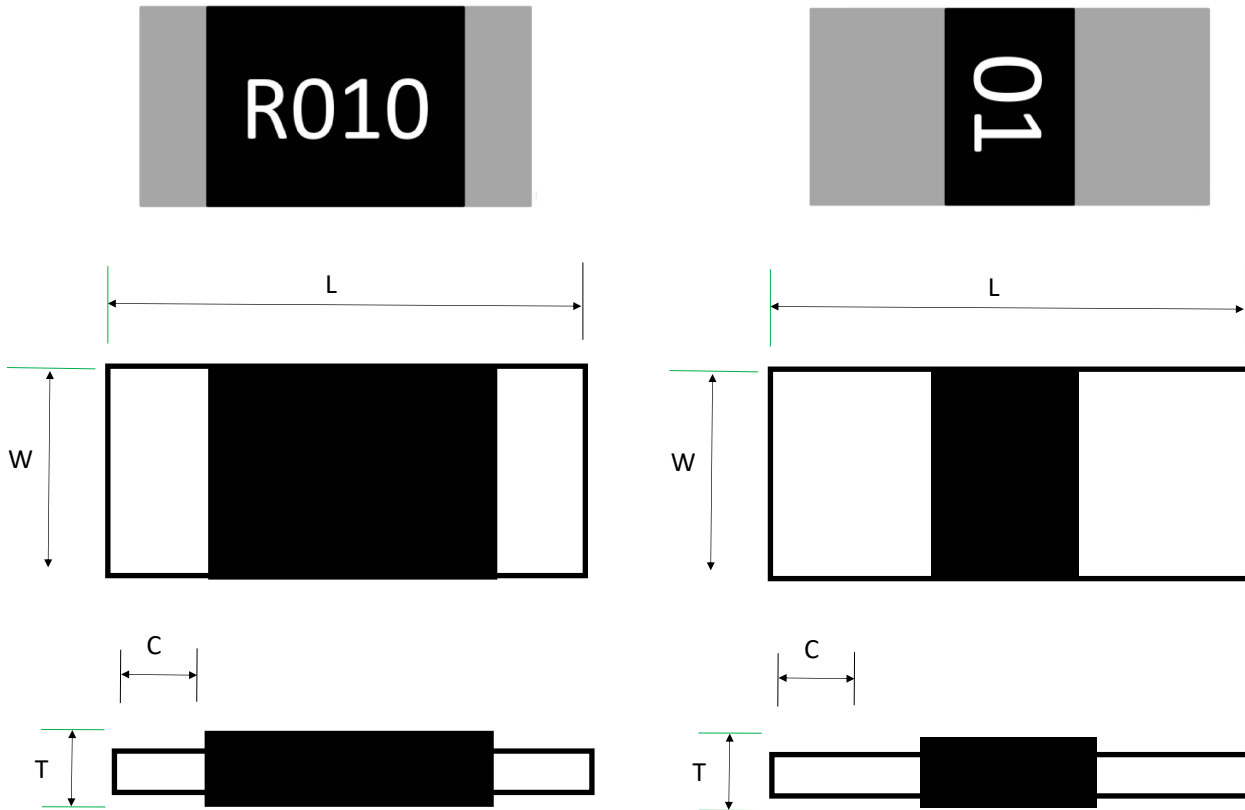
Parameter	Standard
Power Rating	0.2~1W
Resistance Value	1~50mΩ
Operating Temperature Range	-55 to +170°C
Component Temperature Coefficient (TCR)	± 50 ppm/°C
Maximum Working Voltage (V)	$(P \times R)^{1/2}$
Rating Current(A)	$(P / R)^{1/2}$

P=Power Rating; R=Resistance Value

Standard Electrical Specifications

Type	Rating Power at 70°C	T.C.R. (ppm/°C)	Resistance Range(mΩ)	Material	Operating Temperature(°C)
			0.5% (D) 1.0% (F) 2.0% (G) 5.0% (J)		
LMJ12	0.2 - 1W	50	1-50	R001-R050:MnCu	-55~+170°C

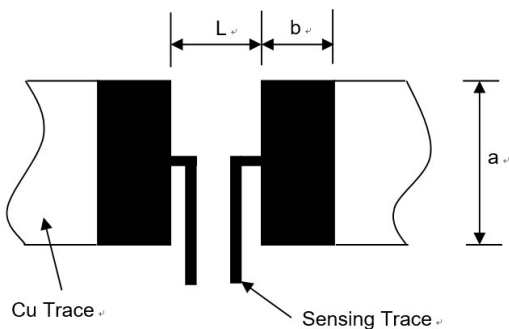
Dimensions



Unit: Millimeters

Type	L	W	C	t
LMJ 12	3.2±0.2	1.6±0.2	1.1±0.3 (1mΩ)	0.75±0.2(1mΩ)
			0.5±0.3 (2~50mΩ)	0.60±0.2(2~50mΩ)

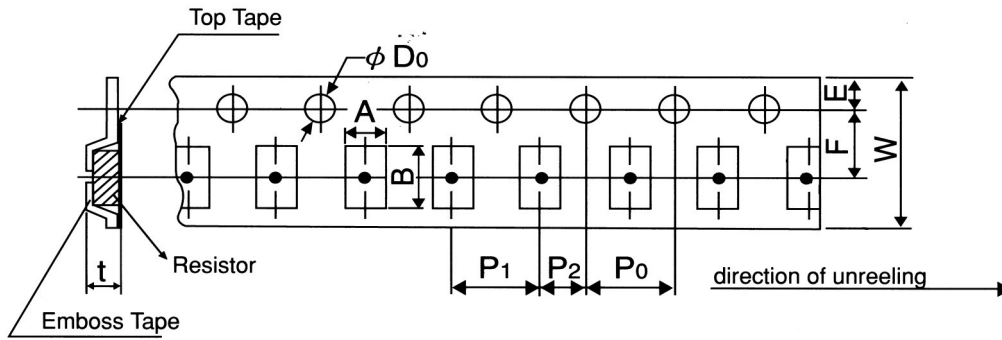
Recommended land pattern



Unit: Millimeters

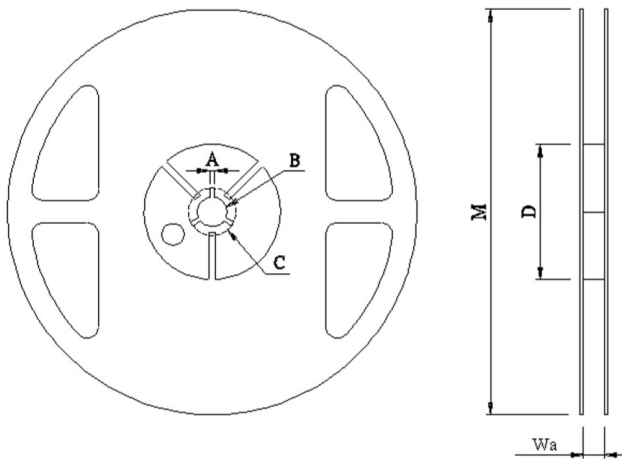
Resistance Range (Ω)	a	b	L
0.001	1.8±0.1	2.3±0.1	1.0±0.1
0.002~0.050	1.8±0.1	1.7±0.1	1.6±0.1

Tapping & Package



Type	Pack	A ±0.2	B ±0.2	D0 +0.5-0	E ±0.1	F ±0.05	P0 ±0.1	P1 ±0.1	P2 ±0.1	W ±0.2	T ±0.1
1206	Paper	2.00	3.60	1.50	1.75	3.50	4.00	4.00	2.00	8.00	0.84

Reel Specification

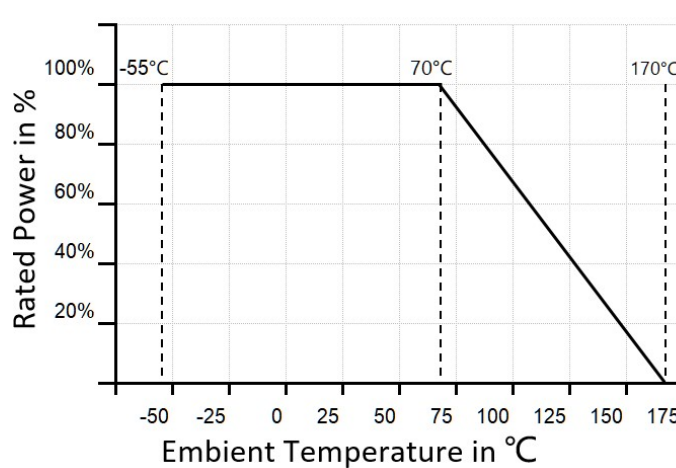


Type	A	B	C	D	M	W
1206	2.00±0.5	13.00±1.0	21.00±0.5	60.00±1.0	178.00±2.0	9.00±1.0

Performance

Test Items	Conditions of Test	Test Limits
Thermal shock	- 55 °C to + 150 °C, 300 cycles, 15 min at each extreme	± 1.0 %
Short time overload	5 x rated power for 5 s	± 0.5 %
Low temperature operation	- 55 °C, 1000 h	± 0.5 %
High temperature exposure	1000h at + 170 °C	± 1.0 %
Moisture resistance	MIL-STD- 202, method 106, 0 % power, 7b not required	± 1.0 %
Load life	1000 h at 70 °C , 1.5 h "ON", 0.5 h "OFF"	± 1.0 %
Resistance to bonding exposure	260 °C for 10 s	± 0.5 %

Derating Curve



Packaging

Quantity: 5, 000pcs

8mm wide tape on 178mm(7 inch)

diameter reel -specification EIA

Standard 481.