

Fast Acting | 0.063x0.032 inch Thick Film Chip Fuses


0603FA Series



0603FA Series are the fuses set the industry standard for performance, reliability and quality. The solder-free design provides excellent on-off and temperature cycling characteristics during use and also makes our SMD fuses more heat and shock tolerant than typical subminiature fuses.

Features

- AEC-Q200 Automotive Grade Certified
- Compatible with reflow and wave solder
- Excellent environmental integrity
- One time positive disconnect
- Lead Free and Halogen free material



Applications

- Flat panel displays and televisions
- Automotive infotainment and ECU
- Computer servers
- Portable electronics
- Mobile device chargers

Electrical Characteristics

Amp Rating	% of Amp Rating	Opening Time
0.25~8A	100%	4 Hours Min.
0.25~8A	200%	60 Seconds Max.

Specifications

Part Number	Ampere Rating (A)	Voltage Rating (V)	Interrupting Rating	Typical Cold Resistance (Ohms)	Typical Melting I ² t (A ² Sec)	Typical Voltage Drop (V)	Marking Code
0603FA-R250	0.250	32	32V@50A	3.250	0.00042	0.893	D
0603FA-R375	0.375	32	32V@50A	1.800	0.00093	0.587	E
0603FA-R500	0.500	32	32V@50A	1.070	0.001	0.582	F
0603FA-R750	0.750	32	32V@50A	0.470	0.009	0.427	G
0603FA-1A	1.00	32	32V@50A	0.250	0.011	0.335	B
0603FA-1.5A	1.50	32	32V@50A	0.150	0.045	0.270	H
0603FA-2A	2.00	32	32V@50A	0.078	0.115	0.160	K
0603FA-2.5A	2.50	32	32V@50A	0.049	0.140	0.145	L
0603FA-3A	3.00	32	32V@50A	0.035	0.210	0.130	O
0603FA-3.5A	3.50	32	32V@50A	0.028	0.500	0.130	R
0603FA-4A	4.00	32	32V@50A	0.018	0.560	0.120	S
0603FA-5A	5.00	32	32V@50A	0.014	1.200	0.110	T
0603FA-6A	6.00	32	32V@50A	0.011	1.700	0.110	V**
0603FA-7A	7.00	32	32V@50A	0.0095	2.300	0.080	X**
0603FA-8A	8.00	32	32V@50A	0.007	3.000	0.075	Z**

• DC Interrupting Rating (Measured at rated voltage, time constant of less than 50 microseconds, battery source)

• DC Cold Resistance are measured at <10% of rated current in ambient temperature of 25degrees

• Typical Pre-arcing I²t are measured at 10In Current

** For 1A-5A, the color of glass coating is Green; for others, it's Blue.

Specifications are subject to change without notice. Application testing is strongly recommended.

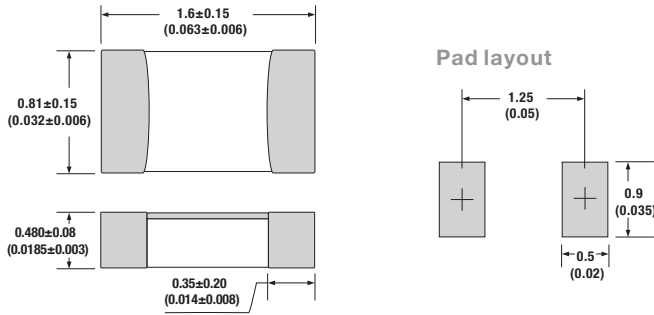
Fast Acting | 0.063x0.032 inch

Thick Film Chip Fuses

0603FA Series

Dimension

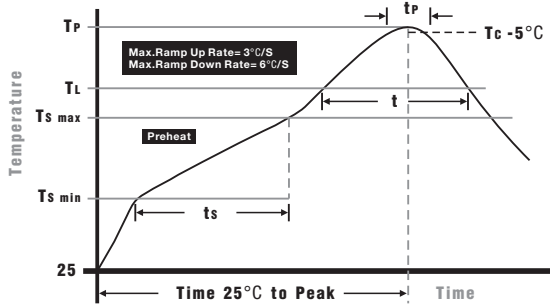
Unit: mm/inch



Packaging

- Quantity: 5,000pcs
- 8mm wide tape on 178mm(7 inch) diameter reel - specification EIA Standard 481.

Soldering Parameters

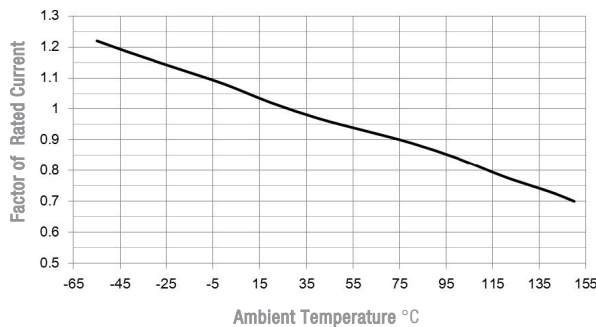


Wave Soldering: 260°C, 10 seconds max.
Infrared Reflow: 260°C, 30 seconds max.

IR Reflow Profile

Preheat Heat	
Temperature min (T _{min})	150°C
Temperature max (T _{max})	200°C
Time (T _{min} to T _{max}) (t _s)	60 - 120 seconds
Average ramp-up rate (T_{max} to T_p)	3°C/second max.
Liquidous temperature (T_L)	217°C
Time at liquidous (t _L)	60 - 150 seconds
Peak temperature (T_p)	260+0/-5°C
Time within 5°C of actual peak Temperature (t_p)	10 - 30 seconds
Average ramp-down rate (T_p to T_{max})	6°C/second max.
Time 25°C to peak temperature	8 minutes max.

Temperature Derating Curve



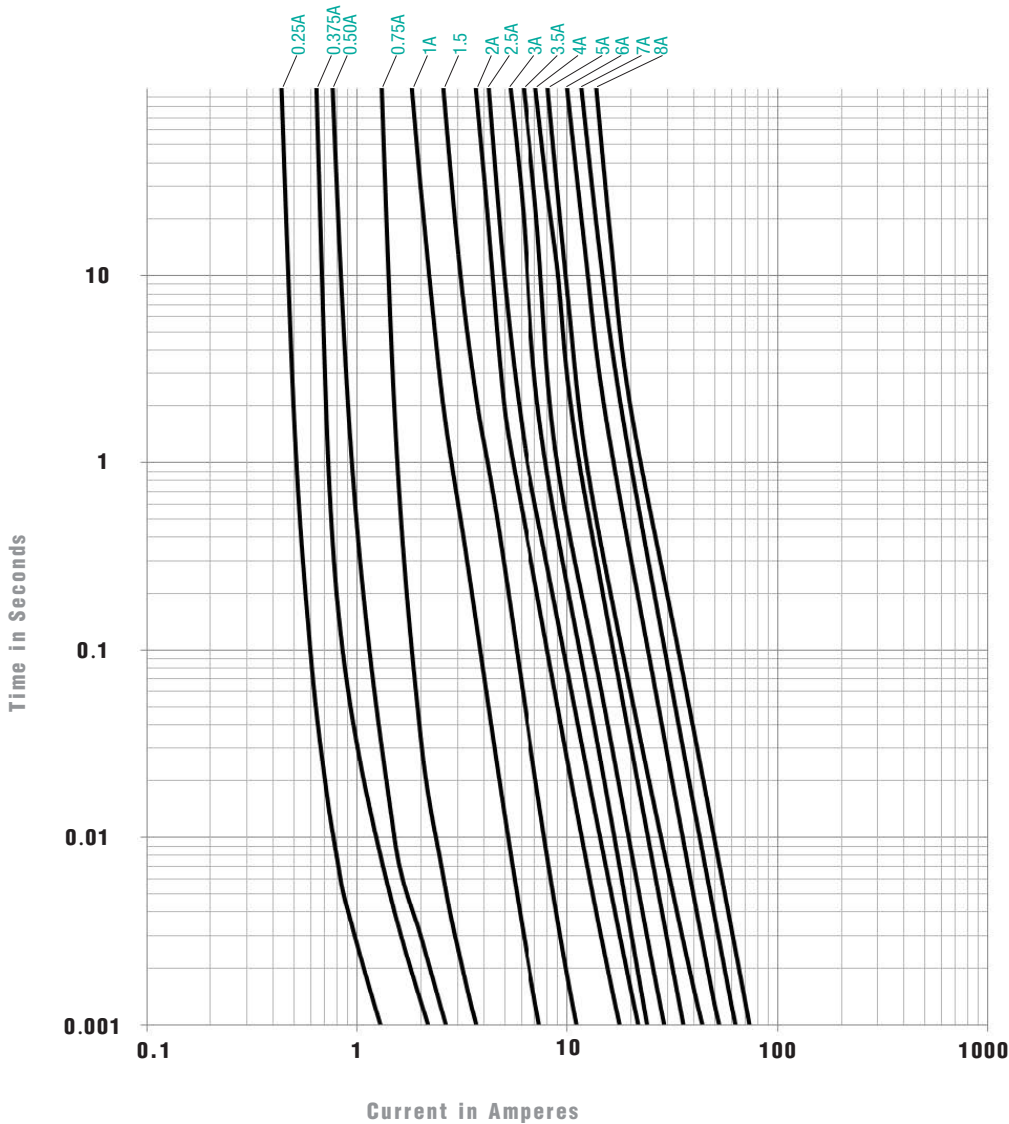
- Normal ambient temperature: 23+/-3 C
- Operating temperature: -55 ~ 150 C, with proper correction factor applied

Fast Acting | 0.063x0.032 inch

Thick Film Chip Fuses

0603FA Series

Average Time Current Curves



© 2021 PROSEMI Inc. All Rights Reserved. Specifications and features are subject to change without notice. www.prosemitech.com

The PROSEMI logo, and all other PROSEMI trademarks are the property of PROSEMI Inc. All other trademarks are the property of their respective owners.