

Features

- Protects one data or power line
- Ultra low leakage: nA level
- Operating voltage: 12V
- Low clamping voltage
- Complies with following standards:
 - IEC 61000-4-2 (ESD) immunity test
 - Air discharge: $\pm 30\text{kV}$
 - Contact discharge: $\pm 30\text{kV}$
 - IEC61000-4-5 (Lightning) 8A (8/20 μs)
- RoHS Compliant

Applications

- Cellular Handsets and Accessories
- Personal Digital Assistants
- Notebooks and Handhelds
- Portable Instrumentation
- Digital Cameras
- Peripherals
- Audio Players

Mechanical Characteristics

- Package: DFN1006
- Case Material: “Green” Molding Compound.
- Moisture Sensitivity: Level 3 per J-STD-020
- Terminal Connections: See Diagram Below
- Marking Information: See Below

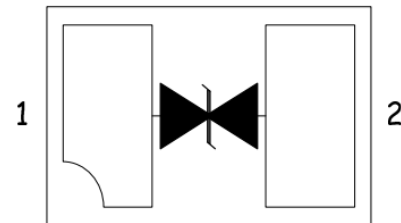
Absolute Maximum Ratings (Tamb=25°C unless otherwise specified)

Parameter	Symbol	Value	Unit
Peak Pulse Power (8/20 μs)	Ppp	150	W
ESD per IEC 61000-4-2 (Air)	V _{ESD}	± 30	Kv
ESD per IEC 61000-4-2 (Contact)		± 30	
Operating Temperature Range	T _J	-55 to +150	°C
Storage Temperature Range	T _{STJ}	-55 to +150	°C

Dimensions DFN1006



Pin Configuration



Electrical Characteristics (TA=25°C unless otherwise specified)

Part Number	Device Marking	V _{RWM} (V)	V _{BR} (V)	I _T (mA)	V _C @1A	V _C		I _R μA (Max)	C (Pf) (Typ.)
						(Max)	(@A)		
PESDNC2FD12VB	AF	12	14	1	-	19	8	0.2	8

Typical Performance Characteristics (TA=25°C unless otherwise Specified)

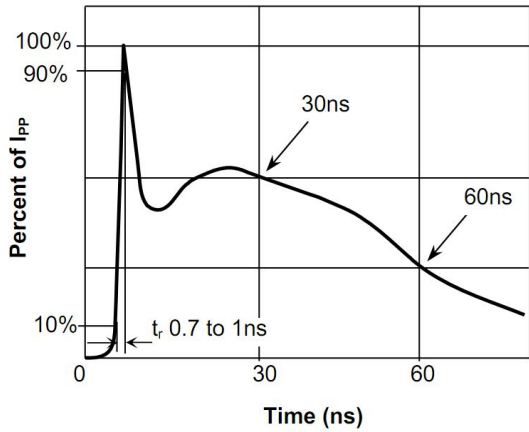


Fig.1 Pulse Waveform-ESD(IEC61000-4-2)

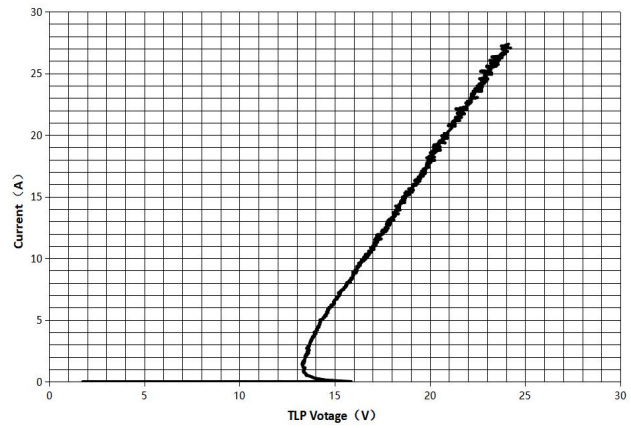


Fig.2 Transmission Line Pulse (TLP)



Fig.3 Capacitance vs. Reverse voltage

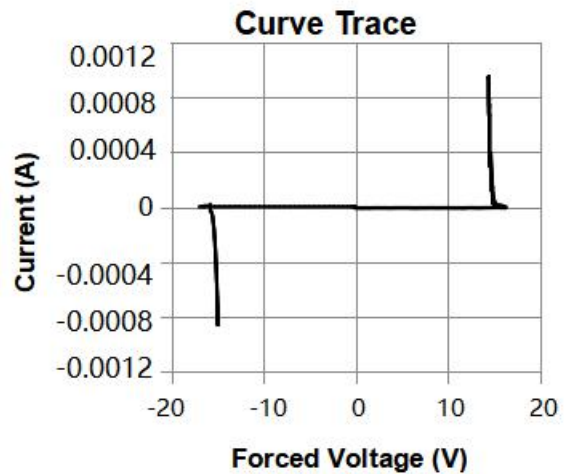
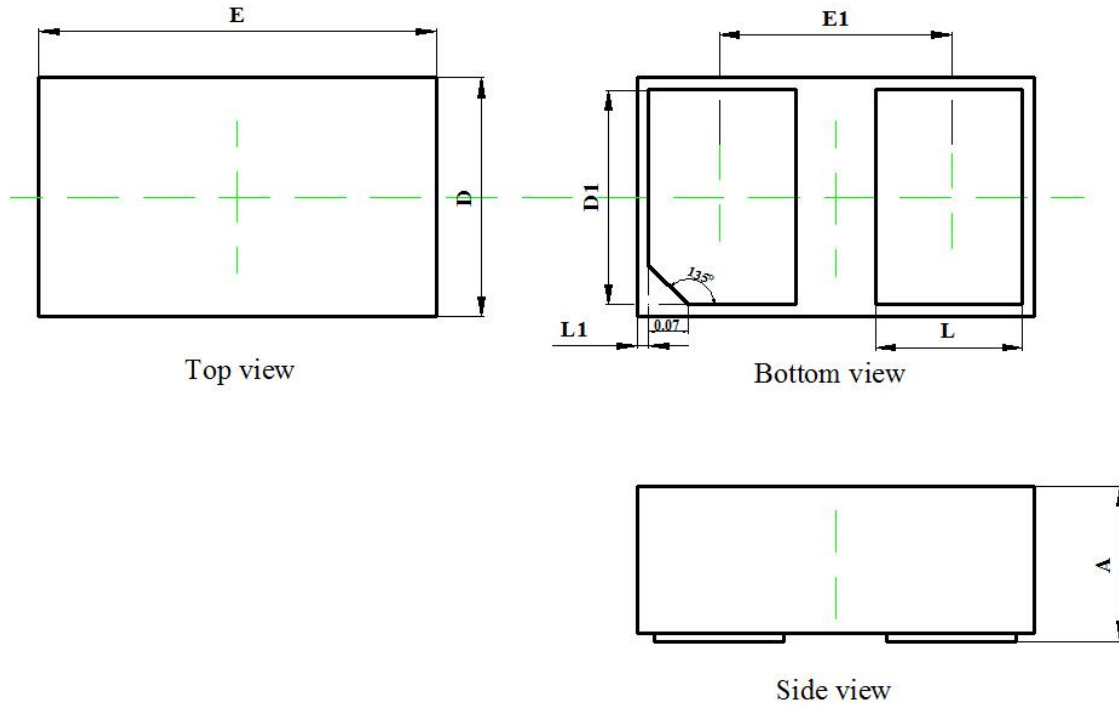


Fig.4 IV Curve (forward voltage)

DFN1006 PACKAGE OUTLINE & DIMENSIONS



Symbol	Dimensions In Millimeters		Dimensions In Inches	
	Min	Max	Min	Max
A	0.350	0.450	0.014	0.018
D	0.550	0.650	0.022	0.026
E	0.950	1.050	0.037	0.041
D1	0.420	0.520	0.017	0.020
E1	0.550	0.650	0.022	0.026
L	0.270	0.370	0.011	0.015
L1	0.000	0.100	0.000	0.004