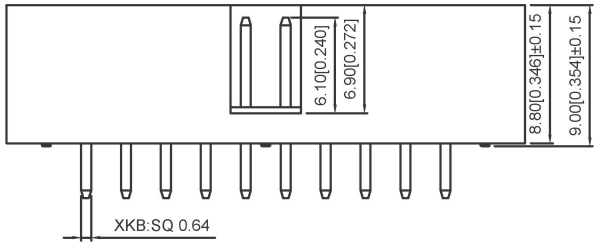

Specifications:
规格：
Voltage rating:250V AC/DC
额定电压：250V AC/DC
Current rating:3A AC/DC
额定电流：3A AC/DC
Withstanding voltage:500V AC/minute
耐受电压：500V AC/分钟
Temperature range:-40℃-+105℃
温度范围：-40℃-+105℃
Insulation resistance:≥1000MΩ
绝缘电阻：≥1000MΩ
Contact resistance:≤20mΩ
接触电阻：≤20mΩ
After environmental testing:≤30mΩ
环境测试后：≤30兆欧

X9555W V - 2xXX-6T V01
① ②③ ④ ⑤ ⑥

1.Series No
2.Category:W-WAFER
3.Welding Board Angle:V-Straight 180°
4.Row No-Pin No:2xXX-2x02P~2x32P
5.Material:6T:PA6T 94V-0
6.Plating Category: V01-All Gold Flash

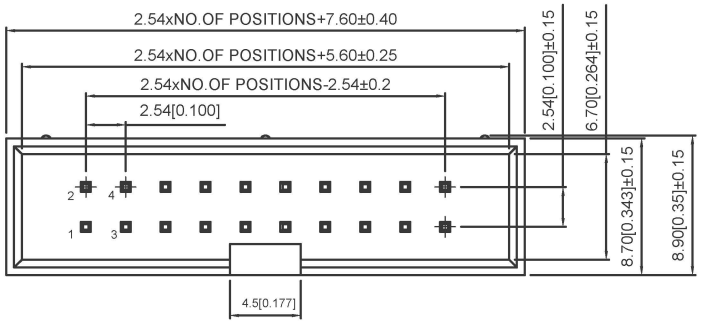

poles	Dimensions(mm)		poles	Dimensions(mm)		poles	Dimensions(mm)	
	A	B		A	B		A	B
2x02	2.54	12.68	2x11	25.40	35.71	2x20	48.26	58.40
2x03	5.08	15.22	2x12	27.94	38.25	2x22	53.34	63.48
2x04	7.62	17.76	2x13	30.50	40.65	2x24	58.42	68.56
2x05	10.16	20.30	2x14	33.04	43.19	2x25	60.86	71.10
2x06	12.70	22.84	2x15	35.56	45.80	2x27	65.94	76.18
2x07	15.24	25.38	2x16	38.10	48.34	2x28	68.48	78.72
2x09	17.78	27.92	2x17	40.64	50.78	2x29	71.02	81.26
2x08	20.32	30.46	2x18	43.18	53.32	2x30	73.70	84.15
2x10	22.86	33.00	2x19	45.72	56.26	2x32	78.74	89.00

Recommended PCB Layout
PCB Board Tolerance±0.05

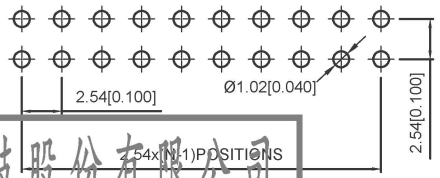

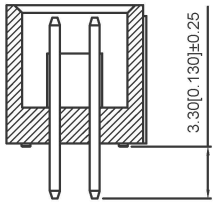

X9555WV-2xXX-6TV01	PA6T 94V-0	Brass	Gold-Flash	X9555H
PART NO	Material	Material(pin)	Finish(Pin)	Suitable XKB Terminal

广东星坤科技股份有限公司
生效日期
文件工程章

MARK	DESCRIPTION	DATE	REVISED	APPROVED

REVISIONS

units: mm
tolerance:
X.X ±0.2mm
X.XX ±0.1mm
X.XXX ±0.05mm
UNSPECIFIED TOLERANCES

www.xk-dg.cn www.helloxkb.com www.helloxkb.cn

DSND		DATE		SCALE: N/A
DWN		DATE		VIEW:
CHKD		DATE		UNIT: mm/in
APPD		DATE		SIZE: A4

XKB INDUSTRIAL PRECISION CO.,LIMITED

MODEL TYPE: Wire to board connector
PART NO.: 2.54mm Crimp Style Connectors
DWG NO.: X9555WV-2xXX-6TV01

WEIGHT	SHEET	REVISION
1.0g	1/1	A0