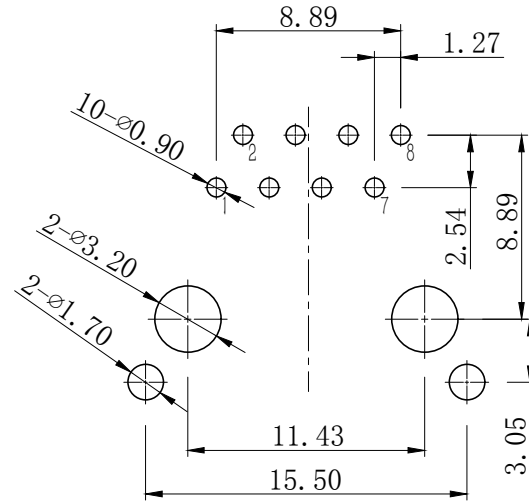
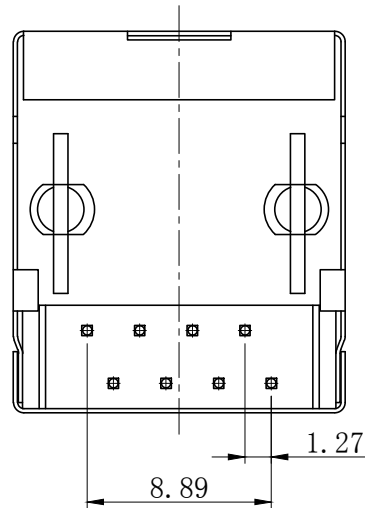
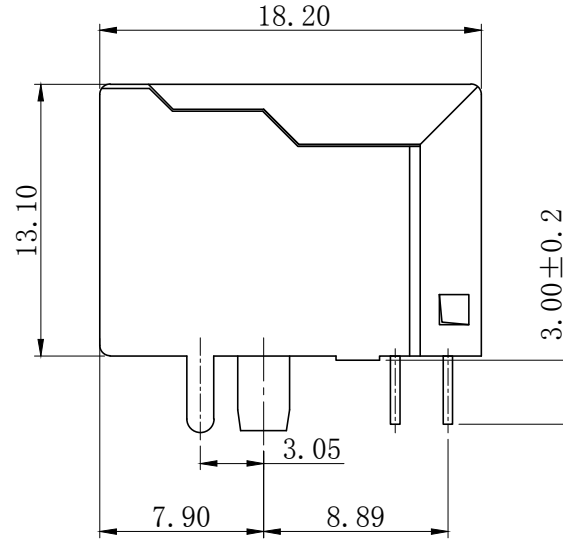
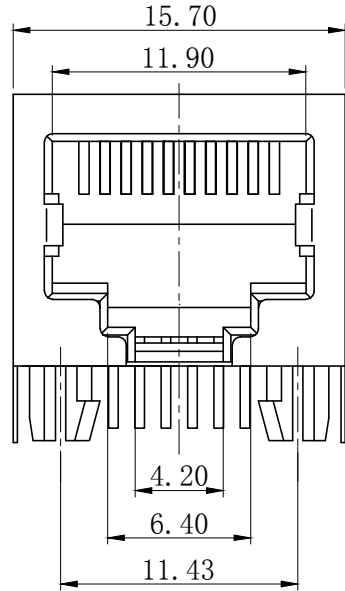


RoHS&REACH

ECN NO.	DESCRIPTION	DATE
A-0		2021.5.14
A-1		2021.11.28



PC Board Layout

材料Material:

- 外壳材质: PBT, PA66, PA46 (UL 94V-0)
Housing Material: PBT, PA66, PA46 (UL 94V-0)
- 触点材料: 圆针直径0.46mm磷青铜; 镀镍后镀金
Contact Material: Round Pins-0.46mm Diameter
Phosphor Bronze;
Gold Plating Over Nickel
- 屏蔽壳: 镀镍铜合金, 厚度0.2mm
Shield: 0.20mm Thickness Copper Alloy
With Nickel Plated

电气Electrical

- 额定电压: 交流125伏
Voltage Rating : 125 VAC Rms
- 额定电流: 1.5安培
Current Rating: 1.5 AMP
- 接触电阻: 最大30毫欧
Contact Resistance: 30 Milliohms MaX
- 绝缘电阻: 直流500V下, 绝缘最小500兆欧
Insulation Resistance: 500 megohms min @500V DC
- 绝缘耐压: 交流60Hz 1000V下, 1分钟
Dielectric Withstanding
Resistance: 1000V AC Rms 60Hz. 1Min
- 耐久: 插拔750次以上
Durability: 750 Cycles Min
- 工作温度: -40℃~+85℃
Operation Temperature: -40℃~+85℃

5601 - X X X X X X X

Positions	Contacts	Ports	Shield	Peg/Tab	Plastic	Gold Plating
8 or 10	4, 6, 8 or 10	1-1x1 2-1x2 4-1x4 5-1x5 6-1x6 7-1x7 8-1x8	0-W/O Shield 1-Full/Shield 2-Half/Shield	0-W/O Peg 1-FrontPeg 3.05 2-FrontPeg 3.68 3-BackPeg 3.05	1-PBT 2-PA66 3-PA46	1-G/Fu" 2-3u" 3-6u" 4-15u" 5-30u" 6-50u"

未注公差			设计	X.C.S	比例	1:1
尺寸标注	公差		审核	批准	图幅	A4
	长度	角度				
.X	±0.25	±2.0°	角法	图数	第1页 共1页	产品型号
.X	±0.20	±1.5°				
.XX	±0.15	±1.0°	图数	第1页 共1页	产品编号	5601-88111XX
.XXX	±0.10	±0.5°				

恒连电子科技有限公司
EVERCOM ELECTRONIC TECHNOLOGY CO., LTD
<http://www.chinarj45.com>

产品型号: 5601 1x1 8P8C 屏蔽脚高3.05
产品编号: 5601-88111XX
图纸编号: HL2156A88111