



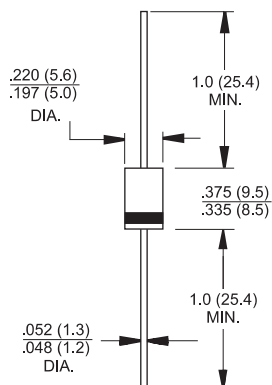
### Features

- ✧ High efficiency, Low VF
- ✧ High current capability
- ✧ High reliability
- ✧ High surge current capability
- ✧ Low power loss

### Mechanical Data

- ✧ Cases: Molded plastic
- ✧ Epoxy: UL 94V-0 rate flame retardant
- ✧ Polarity: Color band denotes cathode
- ✧ High temperature soldering guaranteed:  
260°C/10 seconds/.375", (9.5mm) lead lengths at 5 lbs., (2.3kg) tension
- ✧ Weight: 1.2 grams

### DO-201AD



Dimensions in inches and (millimeters)

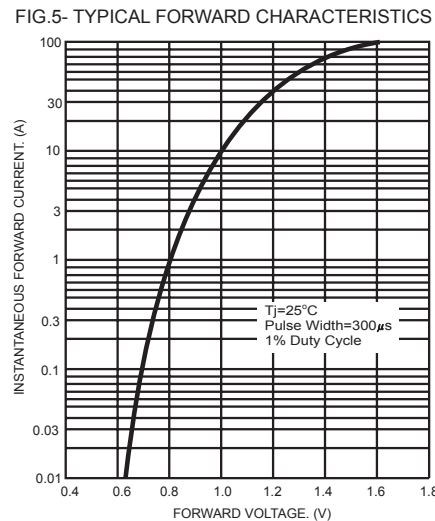
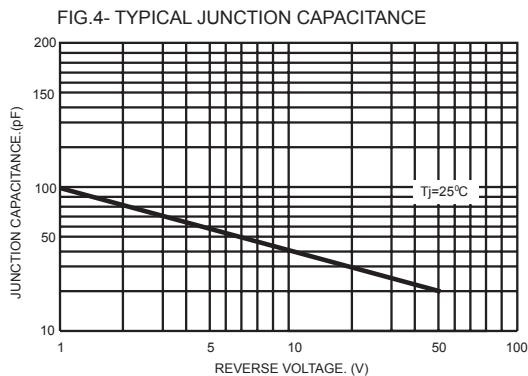
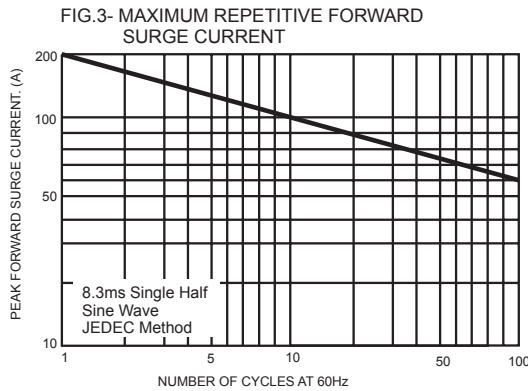
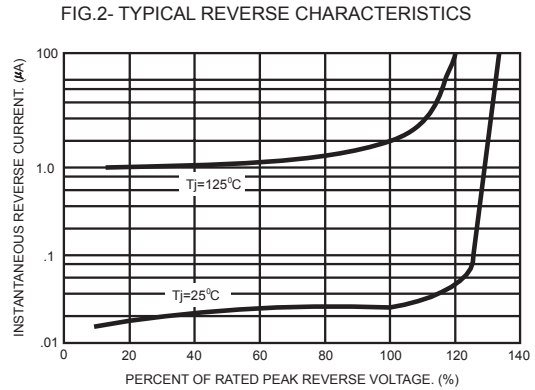
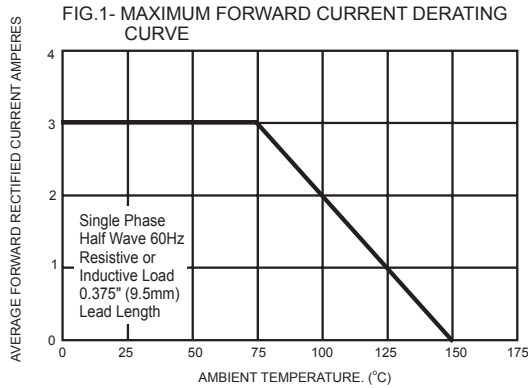
### Maximum Ratings and Electrical Characteristics

Rating at 25 °C ambient temperature unless otherwise specified.  
Single phase, half wave, 60 Hz, resistive or inductive load.  
For capacitive load, derate current by 20%

Type Number	Symbol	1N 5400	1N 5401	1N 5402	1N 5404	1N 5406	1N 5407	1N 5408	Units
Maximum Recurrent Peak Reverse Voltage	$V_{RRM}$	50	100	200	400	600	800	1000	V
Maximum RMS Voltage	$V_{RMS}$	35	70	140	280	420	560	700	V
Maximum DC Blocking Voltage	$V_{DC}$	50	100	200	400	600	800	1000	V
Maximum Average Forward Rectified Current .375 (9.5mm) Lead Length @ $T_A = 75^\circ C$	$I_{(AV)}$	3.0							A
Peak Forward Surge Current, 8.3 ms Single Half Sine-wave Superimposed on Rated Load (JEDEC method)	$I_{FSM}$	150							A
Rating for Fusing ( $t < 8.3ms$ )	$I^2t$	93.375							$A^2s$
Maximum Instantaneous Forward Voltage @ 3.0A	$V_F$	1.0							V
Maximum DC Reverse Current @ $T_A = 25^\circ C$ at Rated DC Blocking Voltage @ $T_A = 125^\circ C$	$I_R$	5.0 100							$\mu A$ $\mu A$
Maximum Full Load Reverse Current, Full Cycle Average .375"(9.5mm) Lead Length @ $T_L = 75^\circ C$	$HT_{IR}$	30							$\mu A$
Typical Junction Capacitance ( Note 1 )	$C_j$	50							pF
Typical Thermal Resistance ( Note 2 )	$R_{\theta JA}$	40							$^\circ C/W$
Operating Temperature Range	$T_J$	-65 to +150							$^\circ C$
Storage Temperature Range	$T_{STG}$	-65 to +150							$^\circ C$

Notes: 1. Measured at 1 MHz and Applied Reverse Voltage of 4.0 V D.C.  
2. Mount on Cu-Pad Size 16mm x 16mm on P.C.B.

### RATINGS AND CHARACTERISTIC CURVES (1N5400 THRU 1N5408)



PACKAGE	SPQ/PCS	CARTON SPQ/PCS	CARTON SIZE/CM	CARTON GW/KG	CARTON NW/KG
DO-27	1250/AMMO	12500	40X26.5X30	14.00	12.00