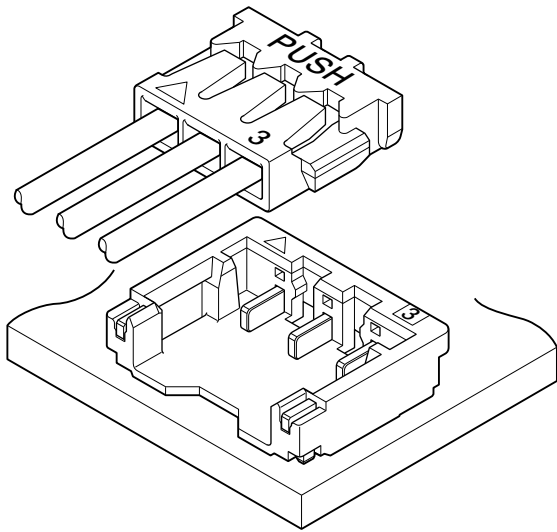


ACH CONNECTOR

1.2 mm pitch/Disconnectable Crimp style connectors



This ACH connector is compact and low profile type, height 1.4 mm and width 4.3 mm, 1.2 mm pitch wire-to-board connector.

- Top entry but side feed type
- Connector for DC power supply
- Corresponding to sucking nozzle of pick and place machine

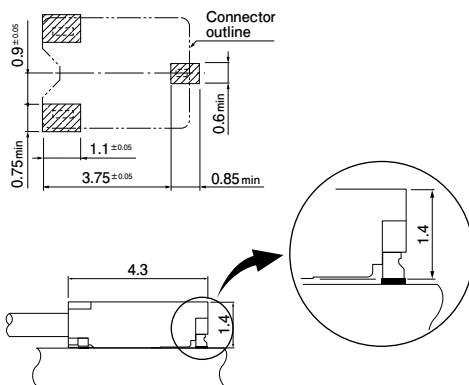
Standards

- Recognized E60389
- Certified LR20812

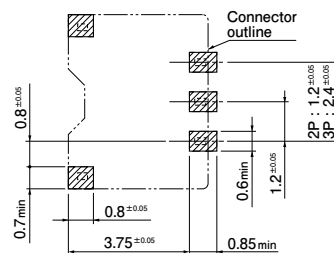
Specifications

- Current rating: 2 A/1 to 3 circuits AC/DC (AWG #28)
1.5 A/4, 5 circuits AC/DC (AWG #28)
- Voltage rating: 50 V AC, DC
- Temperature range: -25°C to +85°C
(including temperature rise in applying electrical current)
- Contact resistance: Initial value/ 10 mΩ max.
After environmental tests/ 20 mΩ max.
- Insulation resistance: 100 MΩ min.
- Withstanding voltage: 500 VAC/minute
- Applicable wire: Conductor size/ AWG #32 to #28
Insulation O.D./ 0.38 to 0.63 mm
- * In using the products, refer to "Handling Precaution for Terminals and Connectors" described on our website (Technical documents of Product information page).
- * Dimensional unit: mm
- * RoHS2 Compliance
- * Contact JST for details.

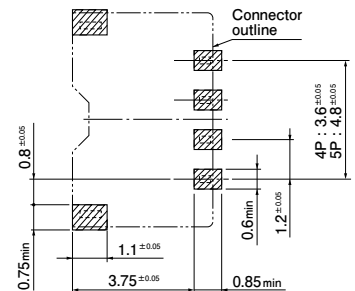
<Single circuit>



<2, 3 circuits>

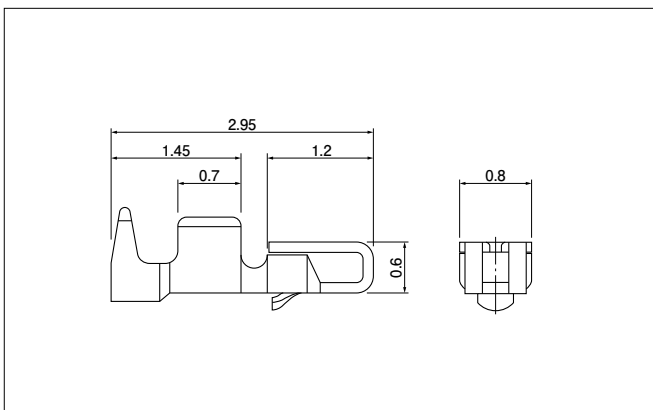


<4, 5 circuits>



- Note: 1. The above figure is the figure viewed from the connector mounting side.
2. Tolerances are non-cumulative: ± 0.05mm for all centers.
3. The dimensions above should serve as a guideline. Contact JST for details.

Contact



Model No.	Applicable wire		Insulation O.D. (mm)	Q'ty/reel
	mm ²	AWG#		
SACH-003G-P0.2	0.05 to 0.08	30 to 28	0.5 to 0.63	30,000
SACH-003G-P0.2B	0.032 to 0.05	32 to 30	0.38 to 0.5	30,000

Material and Finish

Copper alloy, nickel-undercoated, gold-plated

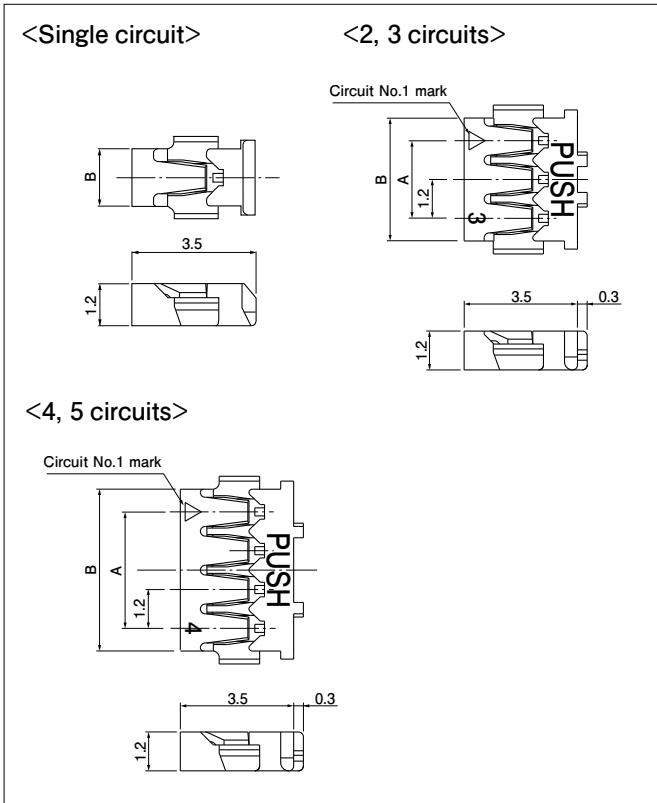
RoHS2 compliance

Contact	Crimping machine	Applicator	
		Applicator	Crimp applicator with dies
SACH-003G-P0.2	AP-K2N	MKS-L-10-3	APLMK SACH003-02
SACH-003G-P0.2B		MKS-L-10-3	APLMK SACH003-02

Note: Contact JST for fully automatic crimping applicator.

ACH CONNECTOR

Housing



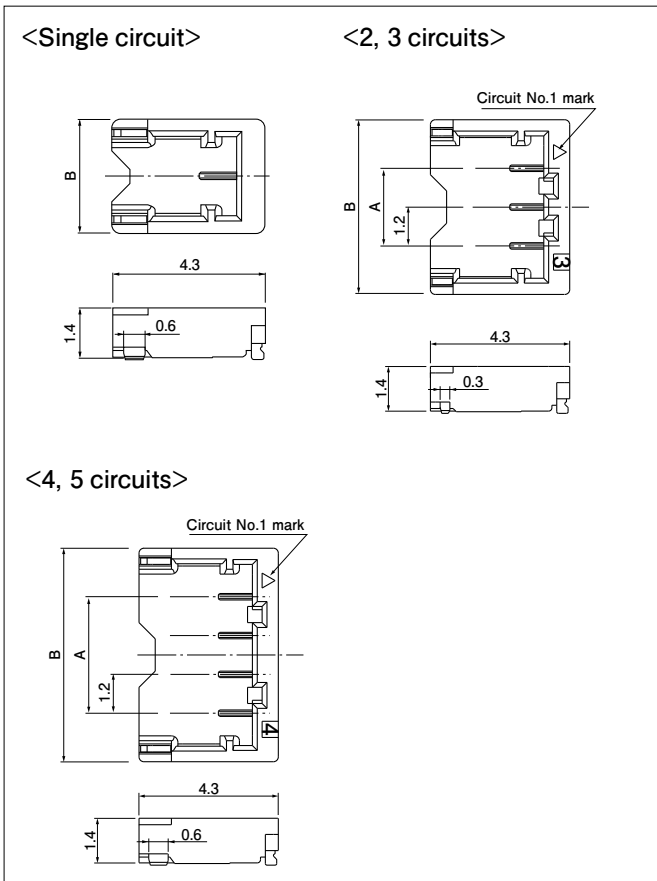
No. of circuits	Model No.	Dimensions (mm)		Q'ty/ bag
		A	B	
1	ACHR-01V-A-S	—	1.6	2,000
2	ACHR-02V-S	1.2	2.6	1,000
3	ACHR-03V-S	2.4	3.8	1,000
4	ACHR-04V-A-S	3.6	5.0	1,000
5	ACHR-05V-A-S	4.8	6.2	1,000

Material and Finish

PBT, UL94V-0, natural (white)

RoHS2 compliance

Header



No. of circuits	Model No.	Dimensions (mm)		Q'ty/ reel
		A	B	
1	BM01B-ACHSS-A-GAN-ETF	—	3.2	4,500
2	BM02B-ACHSS-A-GAN-ETF	1.2	4.2	4,500
3	BM03B-ACHSS-A-GAN-ETF	2.4	5.4	4,500
4	BM04B-ACHSS-A-GAN-ETF	3.6	6.6	4,500
5	BM05B-ACHSS-A-GAN-ETF	4.8	7.8	4,500

Material and Finish

Contact: Copper alloy, nickel-undercoated, gold-plated (nickel-stripe)

Housing: Heat resisting resin, UL94V-0, natural (ivory)

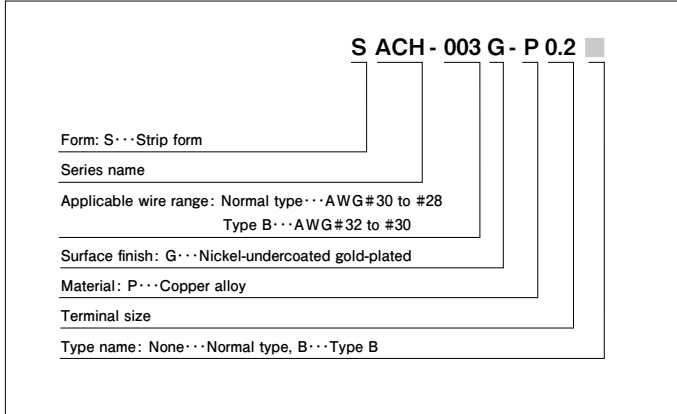
Solder tab: Copper alloy, copper-undercoated, tin-plated (reflow treatment)

RoHS2 compliance This product displays (LF) (SN) on a label.

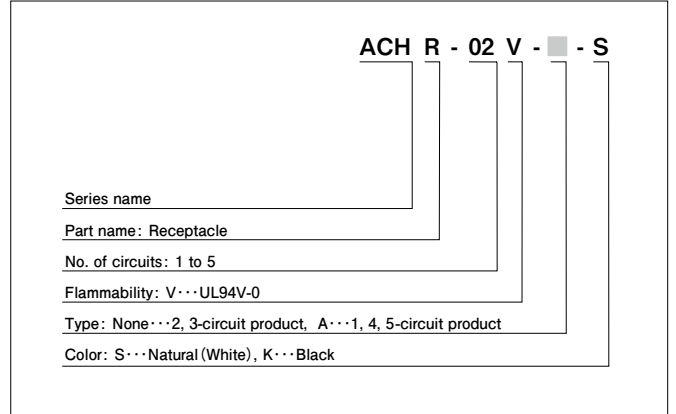
ACH CONNECTOR

Model number allocation

Contact



Housing



Header

