



BAT721C / BAT721S

SCHOTTKY BARRIER (DOUBLE) DIODES

VOLTAGE 40 Volt **CURRENT** 200 mA

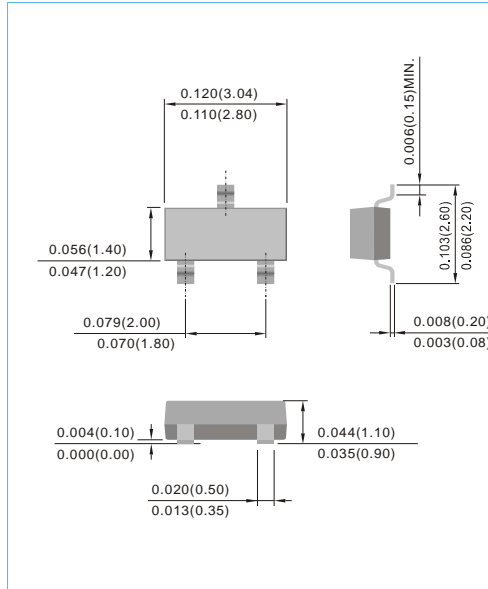
FEATURES

- Ultra high switching speed
- Low forward voltage
- Guard ring protected
- Small plastic SMD package
- Ultra high-speed switching
- Voltage clamping
- Protection circuits
- Lead free in compliance with EU RoHS 2011/65/EU directive
- Green molding compound as per IEC61249 Std. . (Halogen Free)

MECHANICAL DATA

- Case: SOT-23, Plastic
- Terminals: Solderable per MIL-STD-750, Method 2026
- Weight: 0.0003 ounces, 0.0084 grams
- Marking: 72C

SOT-23 Unit : inch(mm)



LIMITING VALUES

PARAMETER	CONDITIONS	SYMBOL	MIN.	MAX.	UNIT
Continuous reverse voltage		V_R	-	40	V
Continuous forward current		I_F	-	200	mA
Non repetitive peak forward current	tp=8.3ms half sinewave	I_{FSM}	-	1	A
Storage temperature range		T_{STG}	-65	+150	°C
Junction temperature		T_J	-	125	°C

1. In accordance with the Absolute Maximum Rating System (IEC 134).

THERMAL CHARACTERISTICS

PARAMETER	SYMBOL	BAT721C	BAT721S	UNIT
Marking code	-	72C	72S	-
Thermal resistance from junction to ambient	$R_{\theta JA}$	556		°C/W
Circuit fight	-	Common Cathode	Series	-

2. Refer to SOT-23 standard mounting conditions.

3. Mount on FR-5 1x0.75x0.062 in.

COMMON CATHODE

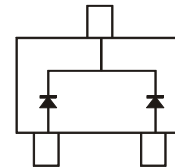


Fig.16(TOP VIEW)

SERIES

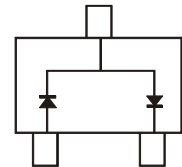


Fig.17(TOP VIEW)



BAT721C / BAT721S

ELECTRICAL CHARACTERISTICS

T_j=25C unless otherwise specified.

PARAMETER	SYMBOL	CONDITIONS	MIN.	MAX.	UNIT
Continuous forward voltage	V _F	I _F =10mA I _F =100mA I _F =200mA	-	300 420 550	mV
Continuous reverse current	I _R	V _R =30V	-	15	μA
		V _R =30V, T _J =100°C	-	3	mA
Diode capacitance	C _d	f=1MHz, V _R =0	40	50	pF

4. Pulse test : tp<300μs, δ < 0.02.

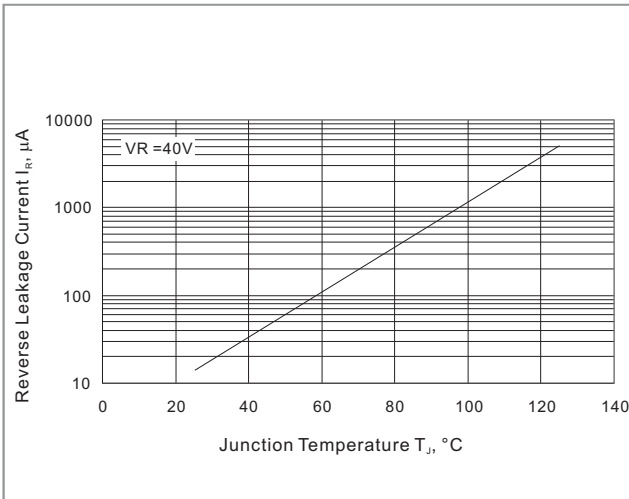


FIG. 1 Reverse Leakage Current vs. Junction Temperature

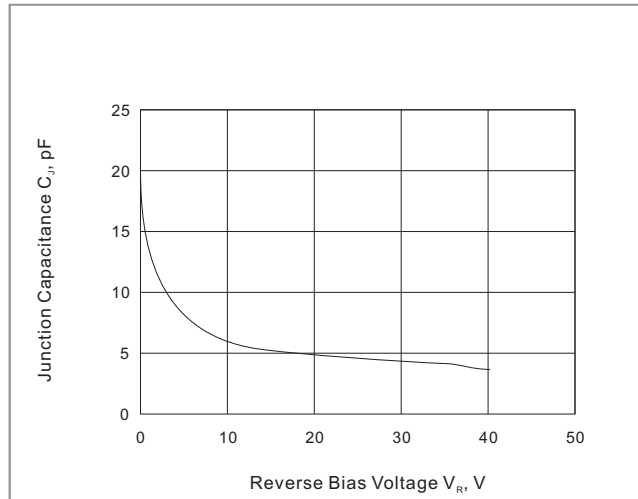


FIG. 2 Typical Junction Capacitance under Bias

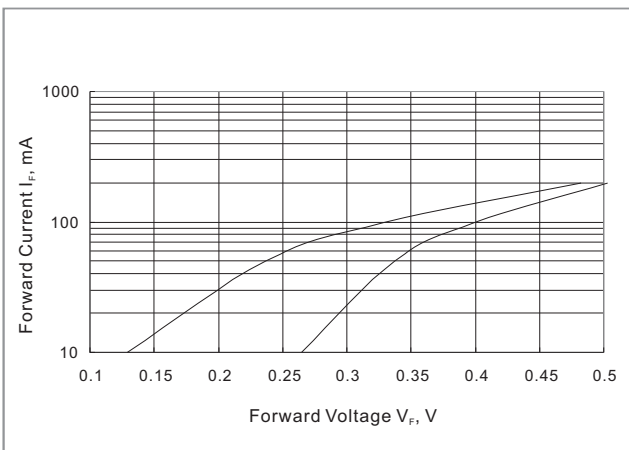


FIG. 3 Typical Forward Voltage

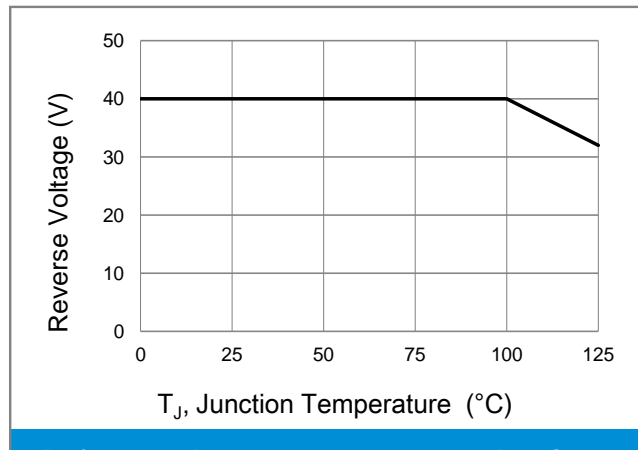


Fig.(Operating Temperature Derating Curve

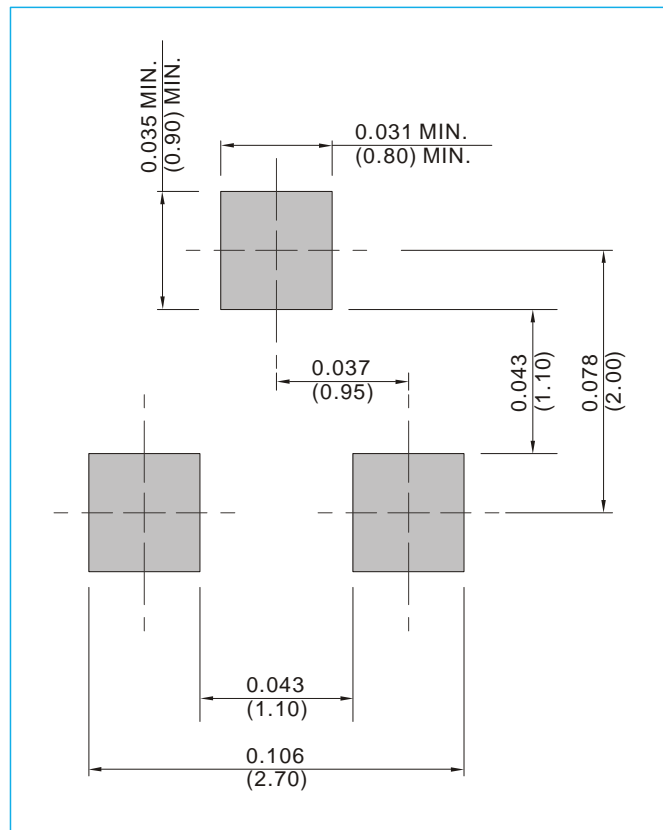


BAT721C / BAT721S

MOUNTING PAD LAYOUT

SOT-23

Unit : inch(mm)



ORDER INFORMATION

- Packing information
 - T/R - 12K per 13" plastic Reel
 - T/R - 3K per 7" plastic Reel



BAT721C / BAT721S

Part No_packing code_Version

BAT721C_R1_00001

BAT721C_R2_00001

For example :

RB500V-40_R2_00001

Part No.

Serial number

Version code means HF

Packing size code means 13"

Packing type means T/R

Packing Code XX				Version Code XXXXX		
Packing type	1 st Code	Packing size code	2 nd Code	HF or RoHS	1 st Code	2 nd ~5 th Code
Tape and Ammunition Box (T/B)	A	N/A	0	HF	0	serial number
Tape and Reel (T/R)	R	7"	1	RoHS	1	serial number
Bulk Packing (B/P)	B	13"	2			
Tube Packing (T/P)	T	26mm	X			
Tape and Reel (Right Oriented) (TRR)	S	52mm	Y			
Tape and Reel (Left Oriented) (TRL)	L	PANASERT T/B CATHODE UP (PBCU)	U			
FORMING	F	PANASERT T/B CATHODE DOWN (PBCD)	D			



BAT721C / BAT721S

Disclaimer

- Reproducing and modifying information of the document is prohibited without permission from Panjit International Inc..
- Panjit International Inc. reserves the rights to make changes of the content herein the document anytime without notification. Please refer to our website for the latest document.
- Panjit International Inc. disclaims any and all liability arising out of the application or use of any product including damages incidentally and consequentially occurred.
- Panjit International Inc. does not assume any and all implied warranties, including warranties of fitness for particular purpose, non-infringement and merchantability.
- Applications shown on the herein document are examples of standard use and operation. Customers are responsible in comprehending the suitable use in particular applications. Panjit International Inc. makes no representation or warranty that such applications will be suitable for the specified use without further testing or modification.
- The products shown herein are not designed and authorized for equipments requiring high level of reliability or relating to human life and for any applications concerning life-saving or life-sustaining, such as medical instruments, transportation equipment, aerospace machinery et cetera. Customers using or selling these products for use in such applications do so at their own risk and agree to fully indemnify Panjit International Inc. for any damages resulting from such improper use or sale.
- Since Panjit uses lot number as the tracking base, please provide the lot number for tracking when complaining.