

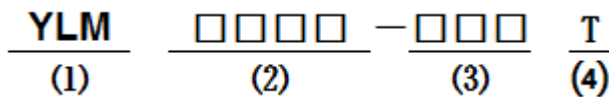
Features

- SMD construction, and low profile.
- High Impedance and Excellent Frequency Characteristic.
- Self Electromagnetic Shielding.
- Low Magnetic Flux Leakage.

Applications

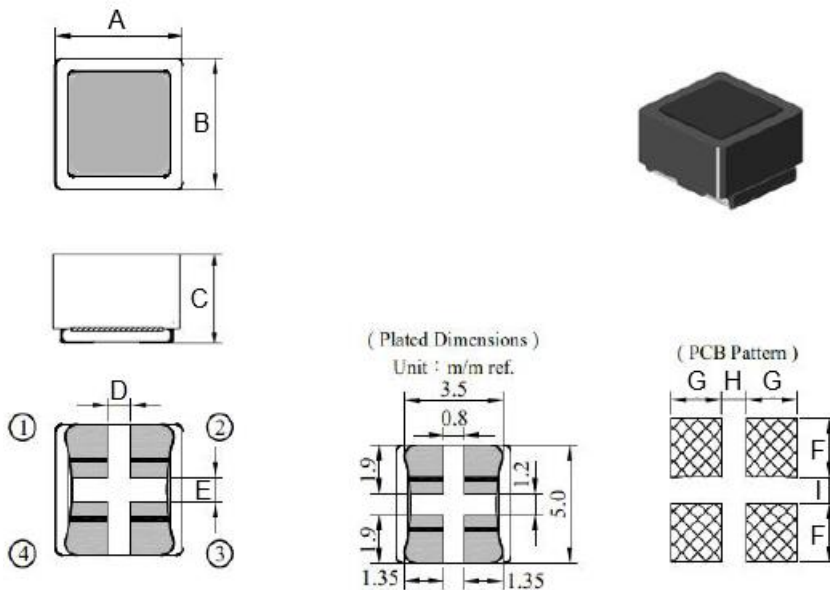
- LED Light, TV game, Monitor, etc.
- EMI common-mode noise.

Product Identification



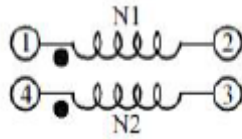
- (1) : Type
- (2) : Dimensions
- (3) : Impedance
- (4) : Taping

Shapes and Dimensions (Unit: mm)



TYPE	A	B	C Max.	D Typ.	E Typ.	F Ref.	G Ref.	H Ref.	I Ref.
YLM5045	4.8±0.2	5.0±0.2	4.5	0.8	1.0	2.3	1.6	0.8	1.0

■ Circuit Diagram



■ YLM5045 Series

Part Number	Common mode Impedance(Ω) @100MHz	Inductance(μ H) @100KHz/0.1V	Rated Volt. Max. (Vdc)	DCR Max. (Ω)	Rated Current Max.(A)	IR Min. (m Ω)
YLM5045-191T	190(Typ)	0.6(Typ)	50	0.02	5.0	10
YLM5045-351T	350(Typ)	1.1(Typ)	50	0.04	2.0	10
YLM5045-102T	1000(Typ)	2.7(Typ)	50	0.06	1.5	10
YLM5045-152T	1500(Typ)	3.6(Typ)	50	0.10	1.0	10
YLM5045-302T	3000(Typ)	6.0(Typ)	50	0.20	0.5	10
YLM5045-402T	4000(Typ)	8.0(Typ)	50	0.30	0.2	10

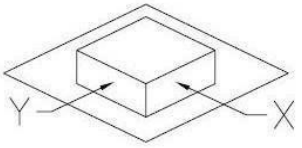
1.IDC: $\Delta T=40^{\circ}\text{C}$ Typ.

2. I.R: 50V (DC) /0.5S, 串联测试.

■ Material List

NO.	ITEM	DESCRIPTION	SUPPLIER
1	CORE	FERRITE	FENGYIN OR EQ
2	WIRE	P180 Grd1	ELEKTRISOLA OR EQ
3	ADHESIVE	EPOXY RESIN	NAGASE OR EQ
4	SOLDER	Sn99.3:Cu0.7	SHENMAO OR EQ
5	INK	BLACK	BON MARQUE OR EQ

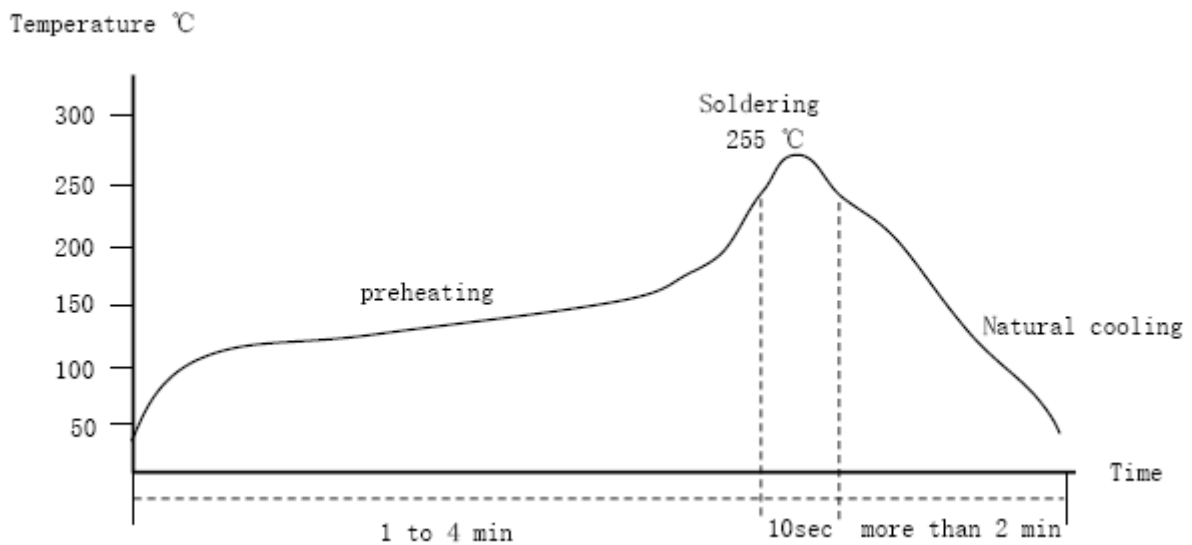
Reliability Testing

Operating Temperature	- 40 to + 125 °C (Contain Heating coil)
Appearance Inspection	No external defects by visual inspection
Terminal Strength 	After soldering , between copper plaet and terminals of coils , push in two directions of X , Y with standing 10N(1.02kg) for10+/-2 sec. Terminal should not peel off. (Refer to figure at right)
Heat endurance of reflow soldering	Refer to figure
Insulating resistance	Over 100 MΩ at 100V D.C . between wire and core .
Dielectric Strength	Apply at 0.5KV 3mA for 1 minute between wire and core .
Temperature characteristics	Inductance coefficient (0~2,000) × 10 / °C (- 20 ~ + 125 °C)
Humidity characteristics	Inductance deviation within ± 10% , after 96 hours in 90~95% relative humidity at 40 ± 2 °C and 1 hours drying under normal condition .

A test is made under the above mentioned condition , and it is kept for 2 hours in the normal

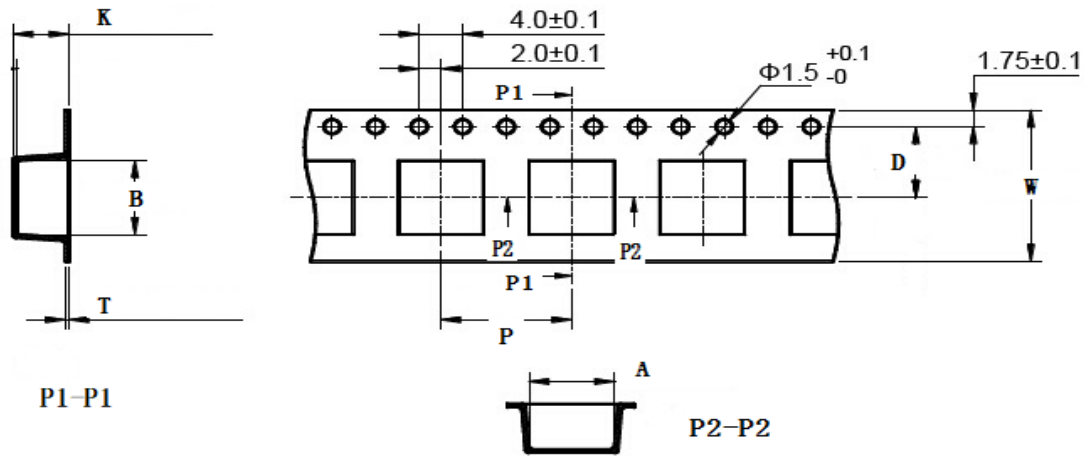
Recommended soldering temp.Graph

IR Reflow profile



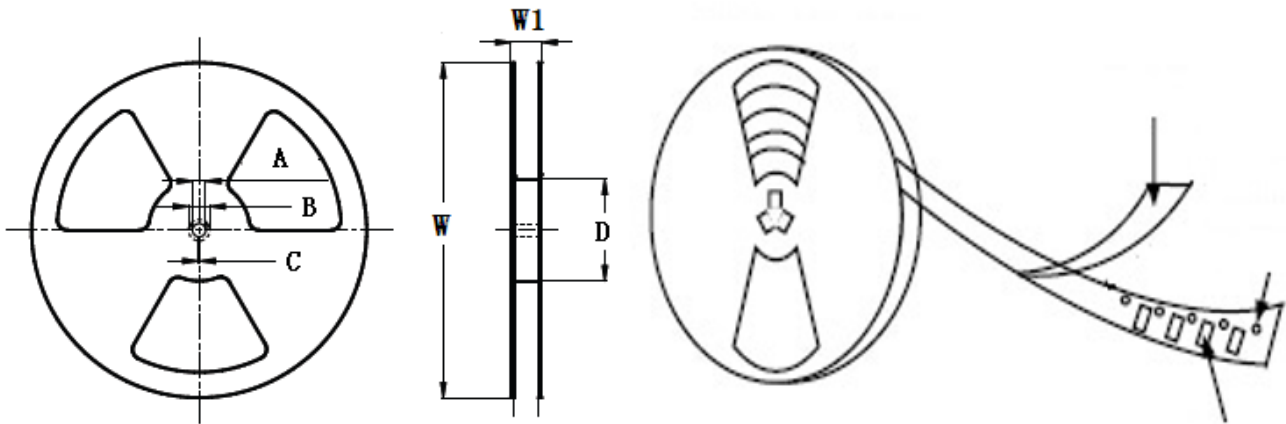
Temperature and humidity. After that,no mechanical and electrical defect should be found.

■ Taping Dimensions(Unit:mm)



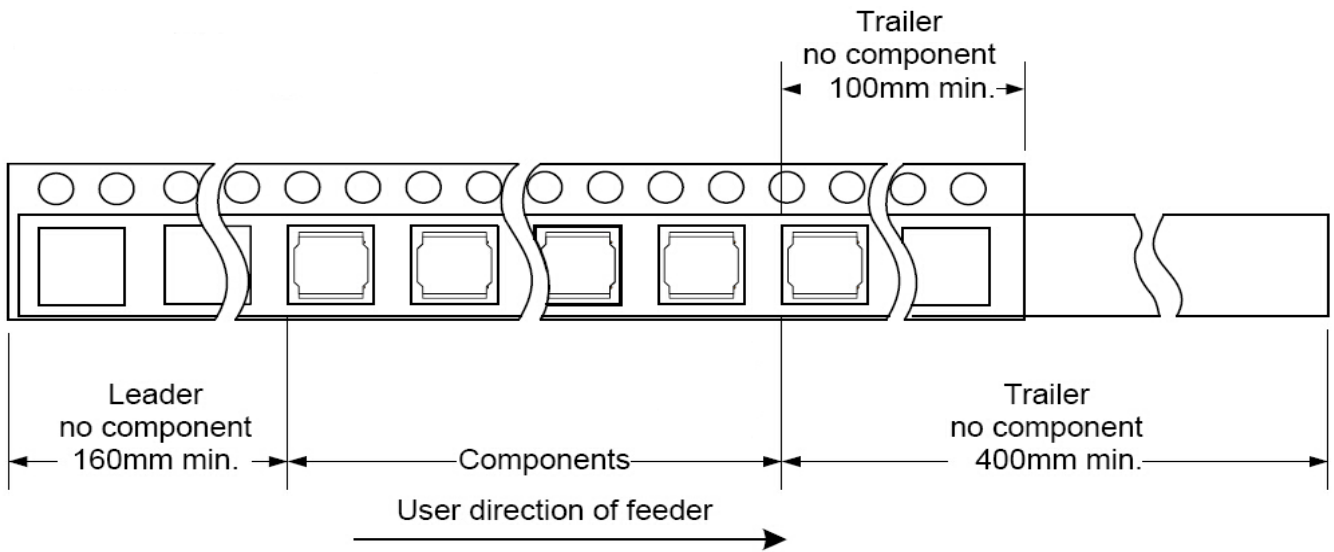
TYPE	W	A	B	D	P	K	T	MPQ
YLM5045	16.0±0.3	6.4±0.3	6.4±0.1	7.5±0.1	8.0±0.1	5.0±0.1	0.40±0.05	1000

■ Reel Dimensions(Unit:mm)

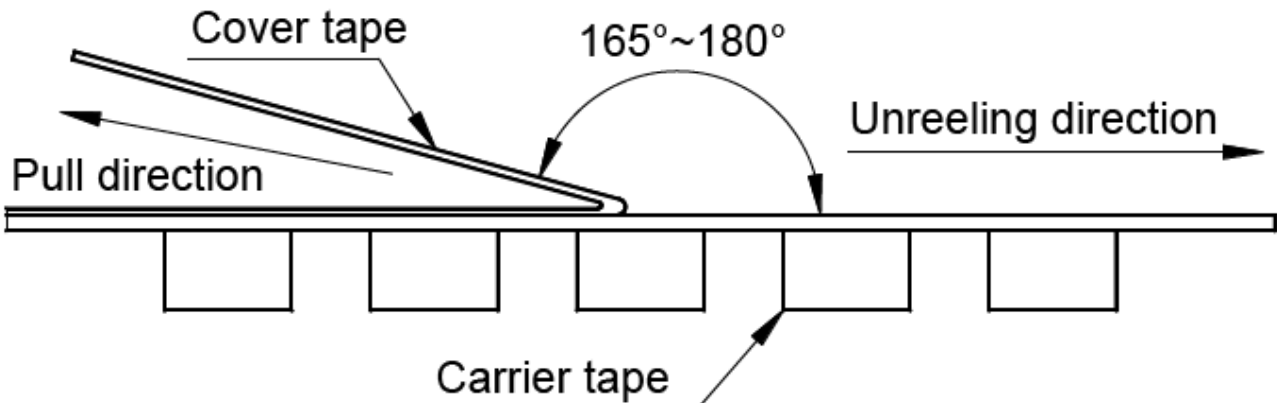


TYPE	W	W1	A	B	C	D
YLM5045	330±2.0	24.4±1.5	30.4MAX	23.9 Min	13.0±0.50	21.0±0.80

Direction of rolling



Cover tape peel off condition



Cover tape peel force shall be 0.1N to 1.3N.

Reference peel speed 300±10mm/min.