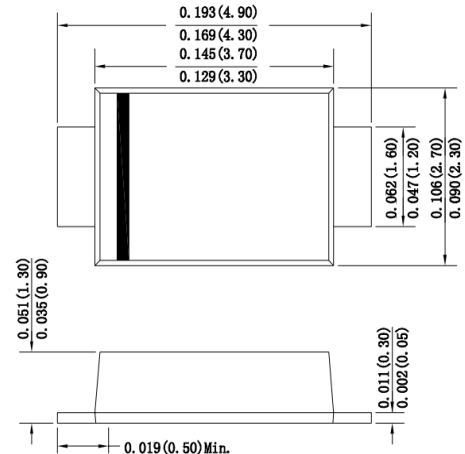


**Features**

- ◆ The plastic package carries Underwriters Laboratory Flammability Classification 94V-0
- ◆ For surface mounted applications
- ◆ Built-in strain relief, ideal for automated placement
- ◆ Low reverse leakage
- ◆ High forward surge current capability
- ◆ High temperature soldering guaranteed
250°C/10 seconds at terminals

SMAF

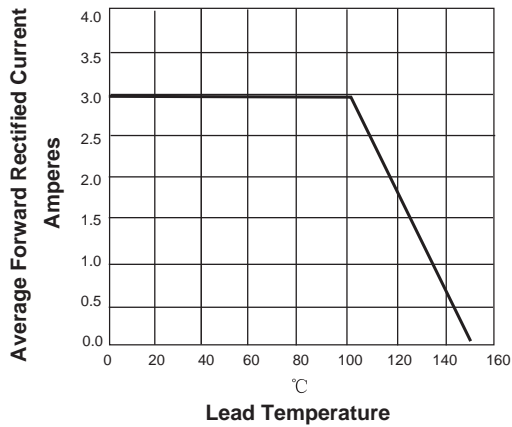
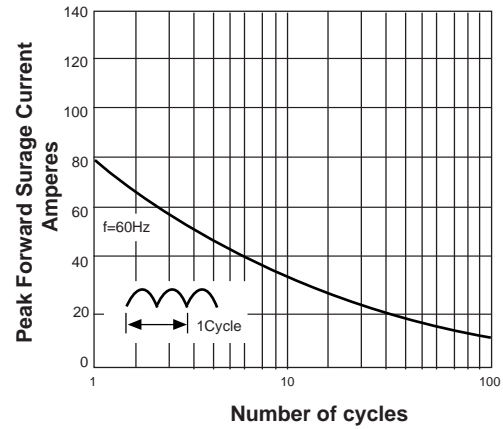
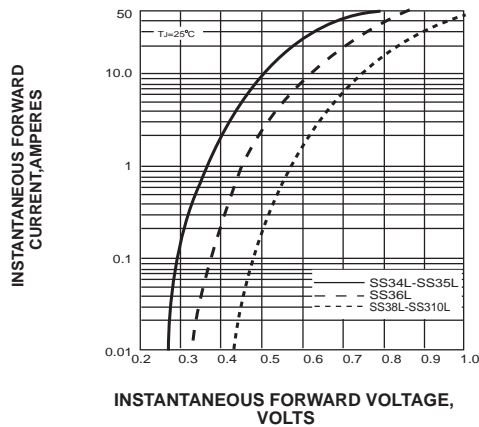
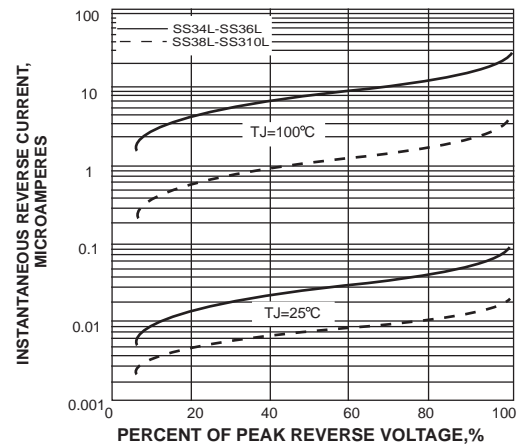
Dimensions in inches and (millimeters)

Mechanical Data**Case** : Molded plastic body**Terminals** : Solder plated, solderable per MIL-STD-750, Method 2026**Polarity** : Polarity symbol marking on body**Mounting Position** : Any**Weight**: 0.0014 ounce, 0.038 grams**Maximum Ratings And Electrical Characteristics**

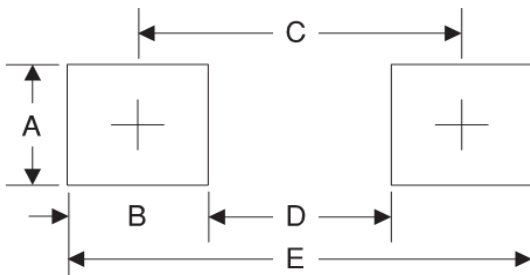
Ratings at 25°C ambient temperature unless otherwise specified. Single phase half-wave 60Hz, resistive or inductive load, for capacitive load current derate by 20%.

Parameter	SYMBOLS	SS34L	SS345L	SS35L	SS36L	SS38L	SS310L	UNITS
Maximum repetitive peak reverse voltage	V_{RRM}	40	45	50	60	80	100	V
Maximum RMS voltage	V_{RMS}	28	31.5	35	42	56	70	V
Maximum DC blocking voltage	V_{DC}	40	45	50	60	80	100	V
Maximum average forward rectified current at $T_L=100^\circ\text{C}$	$I_{(AV)}$	3.0						A
Peak forward surge current, 8.3ms single half sine-wave superimposed on rated load	I_{FSM}	80.0						A
Maximum instantaneous forward voltage at 3.0A	V_F	0.48		0.55		0.70		V
Maximum DC reverse current at rated DC blocking voltage $T_A=25^\circ\text{C}$ $T_A=125^\circ\text{C}$	I_R	0.5 50				0.2 20		mA
Typical thermal resistance	R_{QJA}	70.0						$^\circ\text{C}/\text{W}$
Operating junction temperature range	T_J	-55 to +150						$^\circ\text{C}$
Storage temperature range	T_{STG}	-55 to +150						$^\circ\text{C}$

Ratings And Characteristic Curves

FIG. 1- DERATING CURVE OUTPUT RECTIFIED CURRENT

FIG. 2-MAXIMUM NON-REPETITIVE PEAK FORWARD SURGE CURRENT PER LEG

FIG. 3-TYPICAL FORWARD VOLTAGE CHARACTERISTICS

FIG. 4-TYPICAL REVERSE LEAKAGE CHARACTERISTICS


Suggested Pad Layout



Symbol	Unit (mm)	Unit (inch)
A	1.68	0.066
B	1.52	0.060
C	3.90	0.154
D	2.00	0.078
E	5.10	0.200