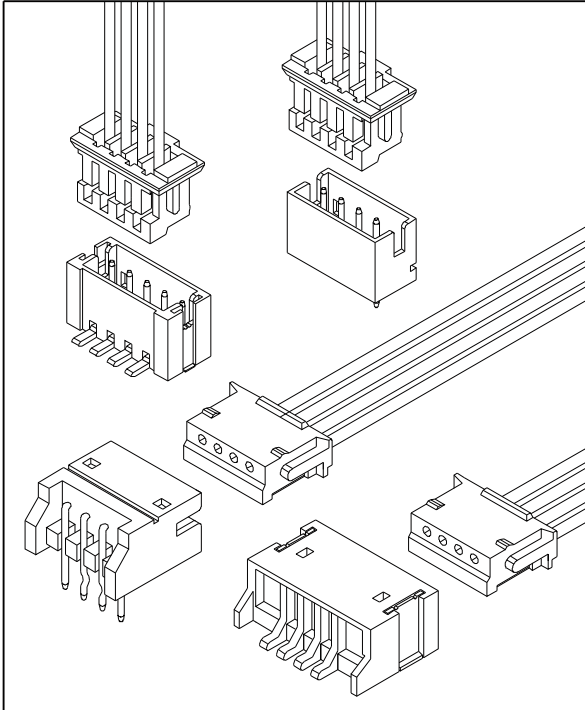


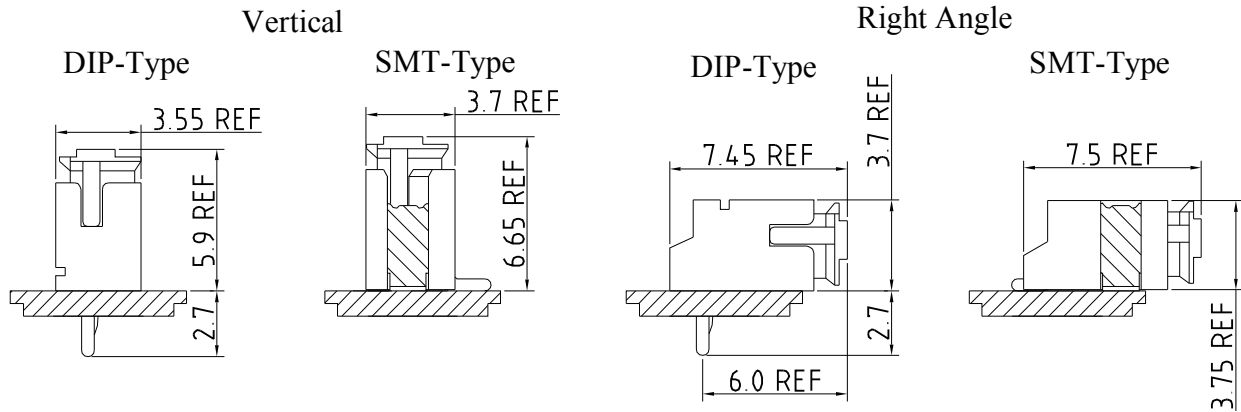
1.50mm Pitch Wire To Board Connector



Specification

Circuits	02 -15
Pitch	1.50mm
Current Rating	1A AC/DC
Voltage Rating	50V AC/DC
Contact Resistance	20mΩ MAX.
Withstand Voltage	500V AC/minute
Insulation Resistance	500MΩ MIN.
Temperature Range	-40°C - +105°C
Applicable Wire Range	AWG #26 - #32
Applicable P.C.B Thickness	0.6mm - 1.2mm
Applicable P.C.B Hole Dia.	Ø0.7mm ± 0.05

Assembly Layout



IPCW150 * ** * * * * *
 ① ② ③ ④ ⑤ ⑥ ⑦ ⑧

- ① Series Type. IPCW150
- ② Connector Type.
T: Terminal
W: Wafer
H: Housing
- ③ Pin code.
Terminal: Serial number
Wafer or Housing: x row x pin number of row
- ④ Material code.
- ⑤ Appearance code.
- ⑥ Internal code
- ⑦ Company code.

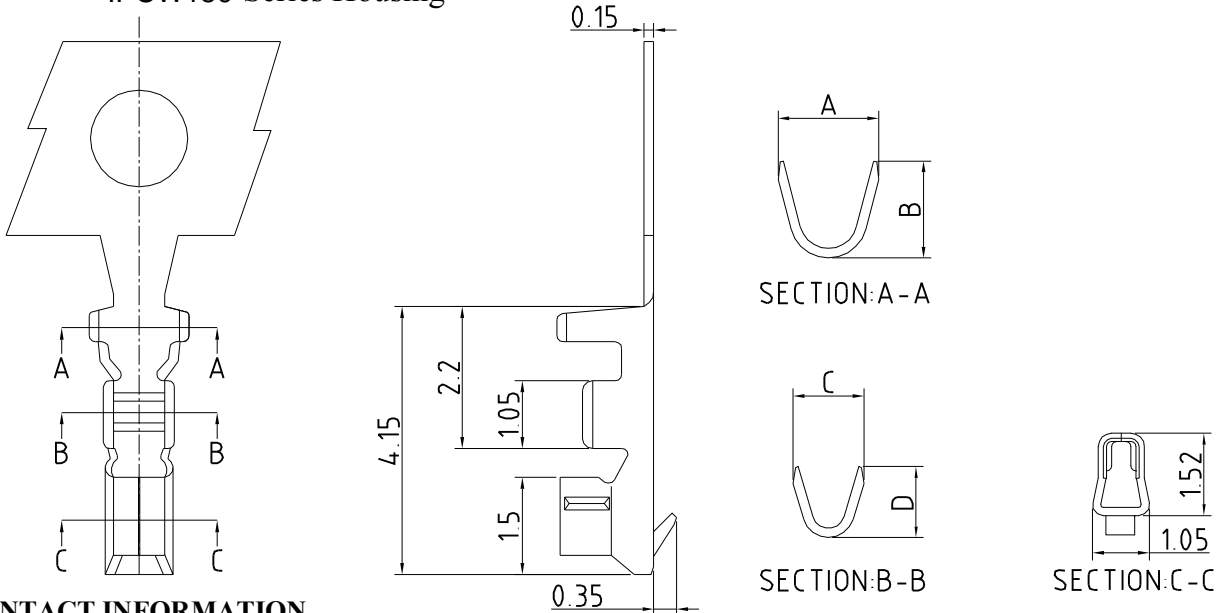
- ⑧ Other code.
Housing
Wafer
V: Vertical
R: Right Angle
S: Vertical SMT Type
M: Right Angle SMT Type

Unit : mm

Terminal

Features

Use with: IPCW150 Series Housing



CONTACT INFORMATION

Part No.	Wire Range	Insulation O.D.	DIM.(mm)				Material	Finish	Q'ty/Reel
			A	B	C	D			
IPCW150T01*	AWG #28-#32	0.9mm(MAX.)	1.55	1.50	1.10	1.10	Phosphor bronze	See note	10,000 pcs
IPCW150T02*	AWG #26-#28	1.1mm(MAX.)	1.70	1.80	1.25	1.20			

Housing

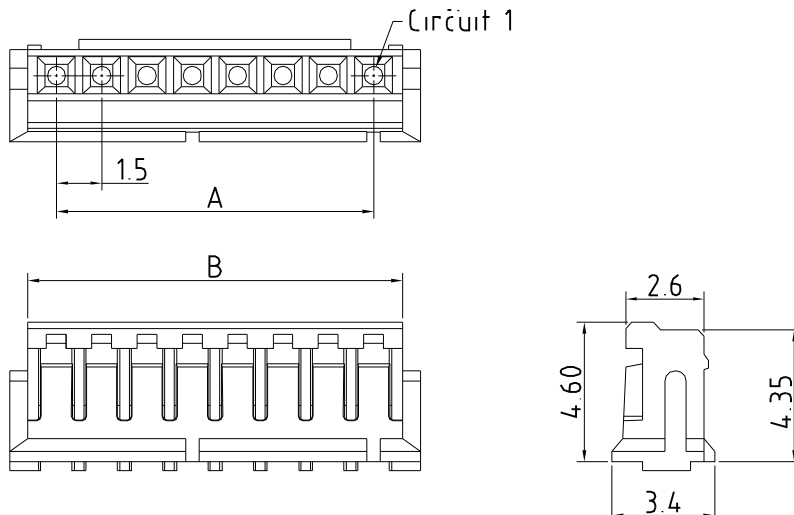
Features

Available Number of Circuits: 02 - 15

Material: Regular Thermoplastic 94V-0

Use with: IPCW150 Crimp Terminal

Mates with : IPCW150 Series Wafer or IPCW150 Female Housing



Dimension and Order Information

Circuits	Part No.	DIM.(mm)	
		A	B
2	IPCW150H12*	1.50	3.30
3	IPCW150H13*	3.00	4.80
4	IPCW150H14*	4.50	6.30
5	IPCW150H15*	6.00	7.80
6	IPCW150H16*	7.50	9.30
7	IPCW150H17*	9.00	10.80
8	IPCW150H18*	10.50	12.30
9	IPCW150H19*	12.00	13.80
10	IPCW150H1A*	13.50	15.30
11	IPCW150H1B*	15.00	16.80
12	IPCW150H1C*	16.50	18.30
13	IPCW150H1D*	18.00	19.80
14	IPCW150H1E*	19.50	21.30
15	IPCW150H1F*	21.00	22.80

1.50mm Pitch Wire To Board Connector

Unit : mm

Wafer

Vertical

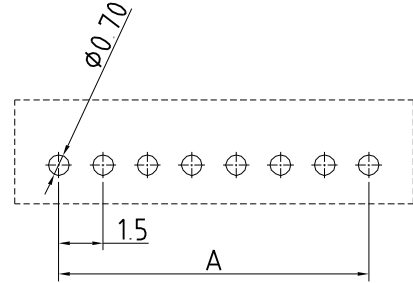
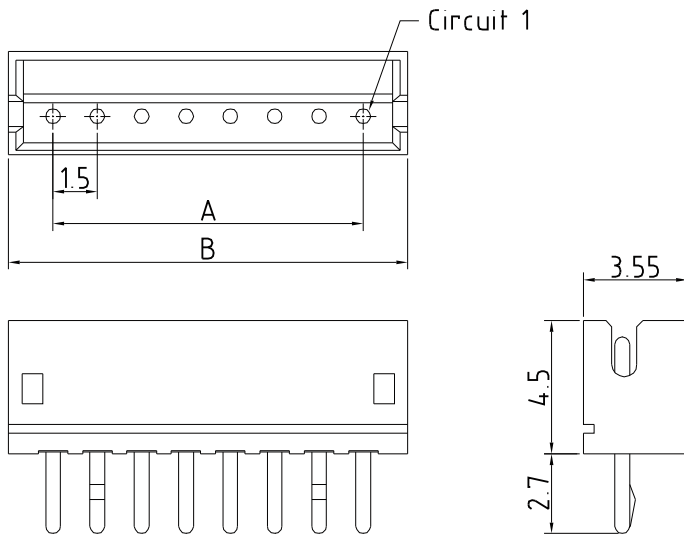
Features

Available Number of Circuits : 02 - 15

Material : Regular Thermoplastic 94V-0

Contact : 0.5mm(.020") Copper Alloy, Tin-plated

Mates with : IPCW150 Series Housing



P.C.B LAYOUT

Dimension and Order Information

Circuits	Part No.	DIM.(mm)	
		A	B
2	IPCW150W12*V	1.50	4.50
3	IPCW150W13*V	3.00	6.00
4	IPCW150W14*V	4.50	7.50
5	IPCW150W15*V	6.00	9.00
6	IPCW150W16*V	7.50	10.50
7	IPCW150W17*V	9.00	12.00
8	IPCW150W18*V	10.50	13.50
9	IPCW150W19*V	12.00	15.00
10	IPCW150W1A*V	13.50	16.50
11	IPCW150W1B*V	15.00	18.00
12	IPCW150W1C*V	16.50	19.50
13	IPCW150W1D*V	18.00	21.00
14	IPCW150W1E*V	19.50	22.50
15	IPCW150W1F*V	21.00	24.00

Wafer

Right Angle

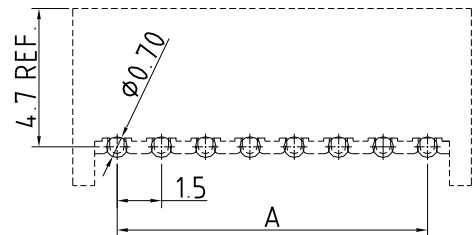
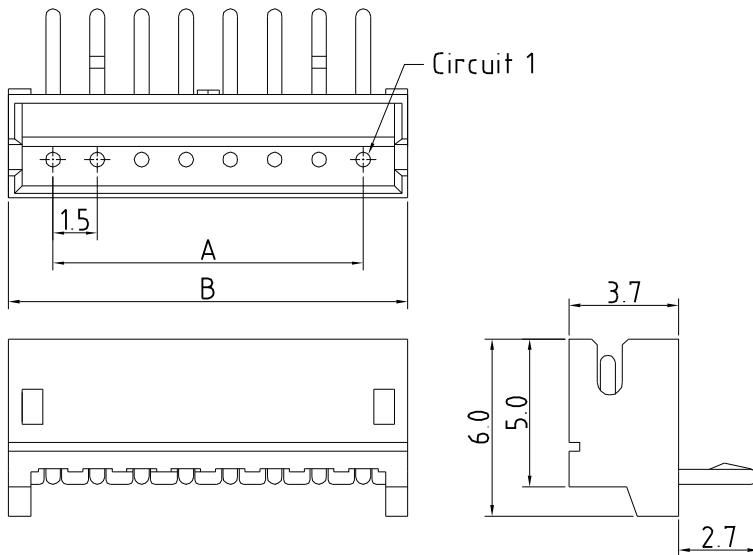
Features

Available Number of Circuits : 02 - 15

Material : Regular Thermoplastic 94V-0

Contact : 0.5mm(.020") Copper Alloy, Tin-plated

Mates with : IPCW150 Series Housing



P.C.B LAYOUT

Dimension and Order Information

Circuits	Part No.	DIM.(mm)	
		A	B
2	IPCW150W12*R	1.50	4.50
3	IPCW150W13*R	3.00	6.00
4	IPCW150W14*R	4.50	7.50
5	IPCW150W15*R	6.00	9.00
6	IPCW150W16*R	7.50	10.50
7	IPCW150W17*R	9.00	12.00
8	IPCW150W18*R	10.50	13.50
9	IPCW150W19*R	12.00	15.00
10	IPCW150W1A*R	13.50	16.50
11	IPCW150W1B*R	15.00	18.00
12	IPCW150W1C*R	16.50	19.50
13	IPCW150W1D*R	18.00	21.00
14	IPCW150W1E*R	19.50	22.50
15	IPCW150W1F*R	21.00	24.00

1.50mm Pitch Wire To Board Connector

Unit : mm

Wafer

Vertical SMT Type

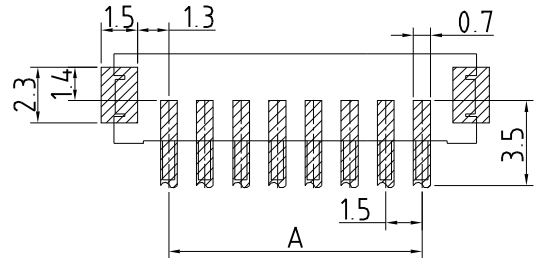
Features

Available Number of Circuits : 02 - 15


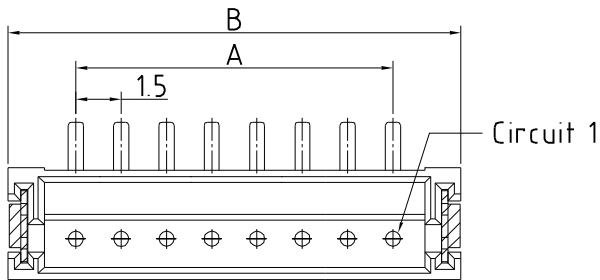
Material : High Temperature Thermoplastic 94V-0

Contact: 0.5mm(.020") Copper Alloy, Tin-plated

Mates with : IPCW150 Series Housing



P.C.B LAYOUT



Dimension and Order Information

Circuits	Part No.	DIM.(mm)	
		A	B
2	IPCW150W12*S	1.50	6.00
3	IPCW150W13*S	3.00	7.50
4	IPCW150W14*S	4.50	9.00
5	IPCW150W15*S	6.00	10.50
6	IPCW150W16*S	7.50	12.00
7	IPCW150W17*S	9.00	13.50
8	IPCW150W18*S	10.50	15.00
9	IPCW150W19*S	12.00	16.50
10	IPCW150W1A*S	13.50	18.00
11	IPCW150W1B*S	15.00	19.50
12	IPCW150W1C*S	16.50	21.00
13	IPCW150W1D*S	18.00	22.50
14	IPCW150W1E*S	19.50	24.00
15	IPCW150W1F*S	21.00	25.50

Wafer

Right Angle SMT Type

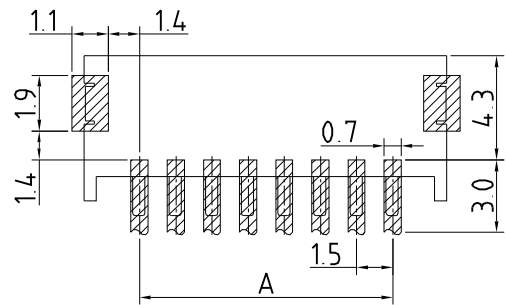
Features

Available Number of Circuits : 02 - 15

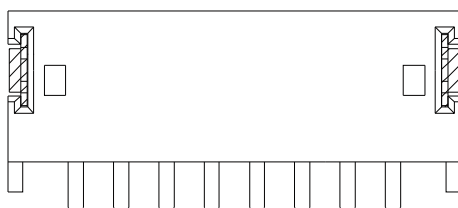
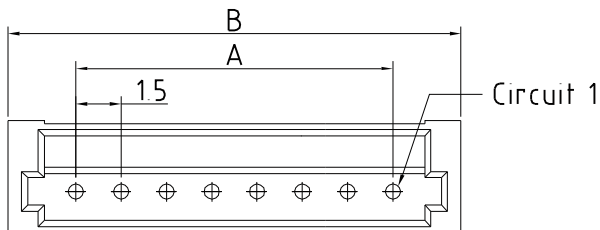
Material : High Temperature Thermoplastic 94V-0

Contact: 0.5mm(.020") Copper Alloy, Tin-plated

Mates with : IPCW150 Series Housing



P.C.B LAYOUT



Dimension and Order Information

Circuits	Part No.	DIM.(mm)	
		A	B
2	IPCW150W12*M	1.50	6.00
3	IPCW150W13*M	3.00	7.50
4	IPCW150W14*M	4.50	9.00
5	IPCW150W15*M	6.00	10.50
6	IPCW150W16*M	7.50	12.00
7	IPCW150W17*M	9.00	13.50
8	IPCW150W18*M	10.50	15.00
9	IPCW150W19*M	12.00	16.50
10	IPCW150W1A*M	13.50	18.00
11	IPCW150W1B*M	15.00	19.50
12	IPCW150W1C*M	16.50	21.00
13	IPCW150W1D*M	18.00	22.50
14	IPCW150W1E*M	19.50	24.00
15	IPCW150W1F*M	21.00	25.50