

Features

- Low power consumption
- Low voltage drop
- Low temperature coefficient
- High input voltage - up to 18V
- Output voltage accuracy: tolerance $\pm 2\%$
- Over current protection
- SOT23-3L SOT89-3 Package Available

Applications

- Battery-powered equipment
- Communication equipment
- Audio/Video equipment

General Description

The TPMCP1702T device series are low power high voltage regulators implemented in CMOS technology which have the advantages of low voltage drop and low quiescent current. They allow input voltages as high as 18V. They are available with several fixed output voltages ranging from 2.1V to 5.0V. The soft-start function inhibits the problem of output overshoot during power on.

Although designed primarily as fixed voltage regulators, these devices can be used with external components to obtain variable voltages and currents.

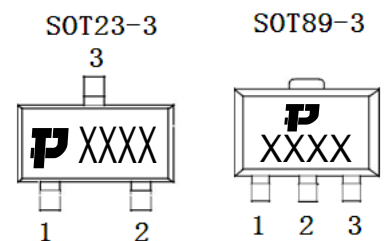
Ordering Information

TPMCP1702T-5002E/CB

MB:SOT89-3 Package
CB:SOT23-3L Package

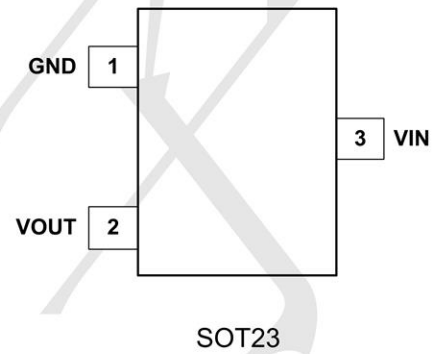
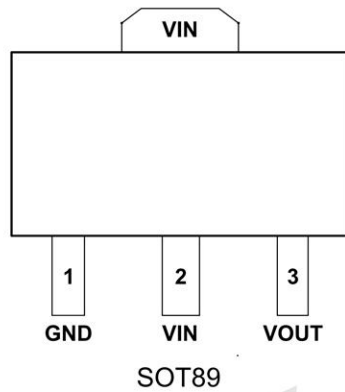
Output voltage: 12=1.2V
15=1.5V
18=1.8V
30=3.0V
33=3.3V
50=5.0V

Marking Information



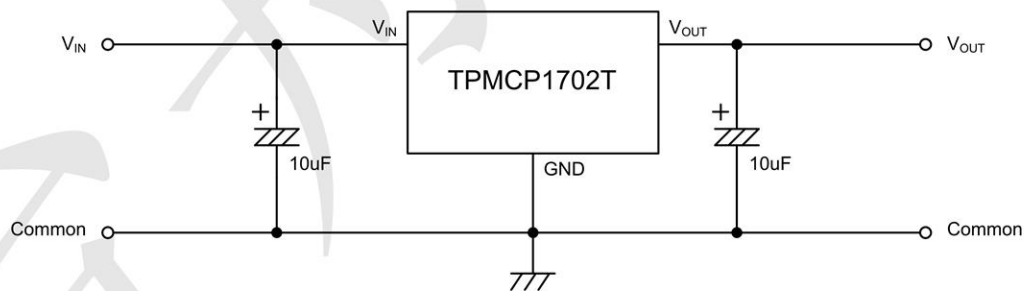
P is Logo
XXXX: Marking ID

PIN CONFIGURATION

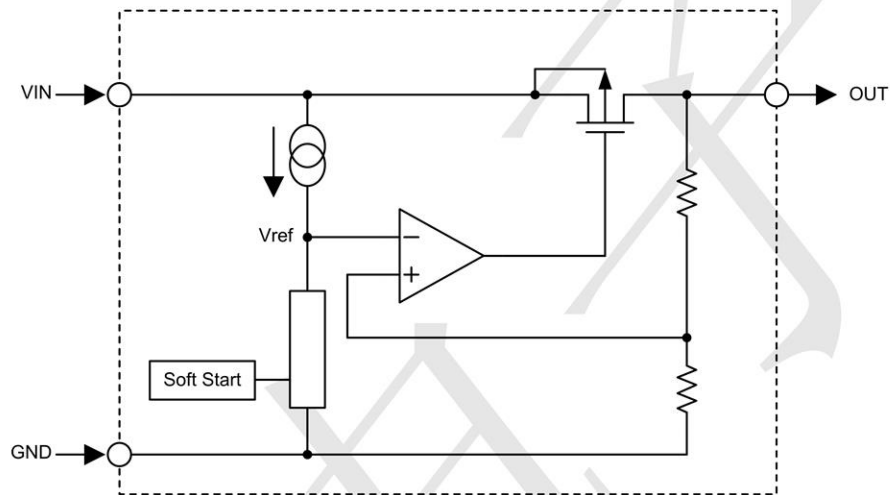


Pin Name	Pin Function
VIN	Power Input Voltage
GND	Ground
OUT	Output Voltage

Typical Application Circuit



BLOCK DIAGRAM



Absolute Maximum Ratings

Parameter	Value	Unit	
V_{IN}	-0.3 to +22	V	
Operating Temperature Range, T_a	-40 to +85	°C	
Maximum Junction Temperature, $T_{J(MAX)}$	+150	°C	
Storage Temperature Range	-65 to +165	°C	
Junction-to-Ambient Thermal Resistance, θ_{JA}	SOT23	200	°C/W
	SOT89-3	500	°C/W
Power Dissipation, $P_{D(MAX)}$	SOT23	0.20	W
	SOT89-3	0.50	W

Note: $P_{D(MAX)}$ is measured at $T_a = 25^\circ\text{C}$

Recommended Operating Range

Parameter	Value	Unit
V_{IN}	$V_{OUT}+2$ to 22	V



Electrical Characteristics

+3.3V Output $T_a=25^\circ\text{C}$

Symbol	Parameter	Test Conditions	Min.	Typ.	Max.	Unit
V_{IN}	Input Supply Voltage	—	—	—	18	V
V_{OUT}	Output Voltage	$V_{IN}=V_{OUT}+1V$ $I_{OUT}=40mA$	3.201	3.300	3.399	V
I_{OUT}	Output Current	$V_{IN}=V_{OUT}+1V$ $V_{OUT}\geq 2.97V$	300	—	—	mA
ΔV_{OUT}	Load Regulation	$V_{IN}=V_{OUT}+1V$ $1mA \leq I_{OUT} \leq 80mA$	—	45	90	mV
V_{DIF}	Voltage Drop(Note)	$I_{OUT}=40mA$, $\Delta V_o=2\%$	—	90	—	mV
I_{SS}	Current Consumption	无负载	—	2	3	μA
$\frac{\Delta V_{OUT}}{\Delta V_{IN} \times V_{OUT}}$	Line Regulation	$V_o+1V \leq V_{IN} \leq 18V$ $I_{OUT}=40mA$	—	0.2	0.4	%/V
$\frac{\Delta V_{OUT}}{\Delta T_a}$	Temperature Co efficient	$V_{IN}=V_{OUT}+1V$ $I_{OUT}=40mA$ $-40^\circ\text{C} < T_a < 85^\circ\text{C}$	—	± 0.7	—	$mV/^\circ\text{C}$

+5.0V Output $T_a=25^\circ\text{C}$

Symbol	Parameter	Test Conditions	Min.	Typ.	Max.	Unit
V_{IN}		—	—	—	18	V
V_{OUT}	Output Voltage	$V_{IN}=V_{OUT}+1V$ $I_{OUT}=40mA$	4.85	5	5.150	V
I_{OUT}	Output Current	$V_{IN}=V_{OUT}+1V$ $V_{OUT}\geq 4.5V$	300	—	—	mA
ΔV_{OUT}	Load Regulation	$V_{IN}=V_{OUT}+1V$ $1mA \leq I_{OUT} \leq 100mA$	—	45	90	mV
V_{DIF}	Voltage Drop(Note)	$I_{OUT}=40mA$, $\Delta V_o=2\%$	—	60	—	mV
I_{SS}	Current Consumption	$I_{OUT}=0mA$	—	2	3	μA
$\frac{\Delta V_{OUT}}{\Delta V_{IN} \times V_{OUT}}$	Line Regulation	$V_o+1V \leq V_{IN} \leq 18V$ $I_{OUT}=40mA$	—	0.2	0.3	%/V
$\frac{\Delta V_{OUT}}{\Delta T_a}$	Temperature Co efficient	$V_{IN}=V_{OUT}+1V$ $I_{OUT}=80mA$ $-40^\circ\text{C} < T_a < 85^\circ\text{C}$	—	± 0.7	—	$mV/^\circ\text{C}$



TECH PUBLIC

—台丹电子—

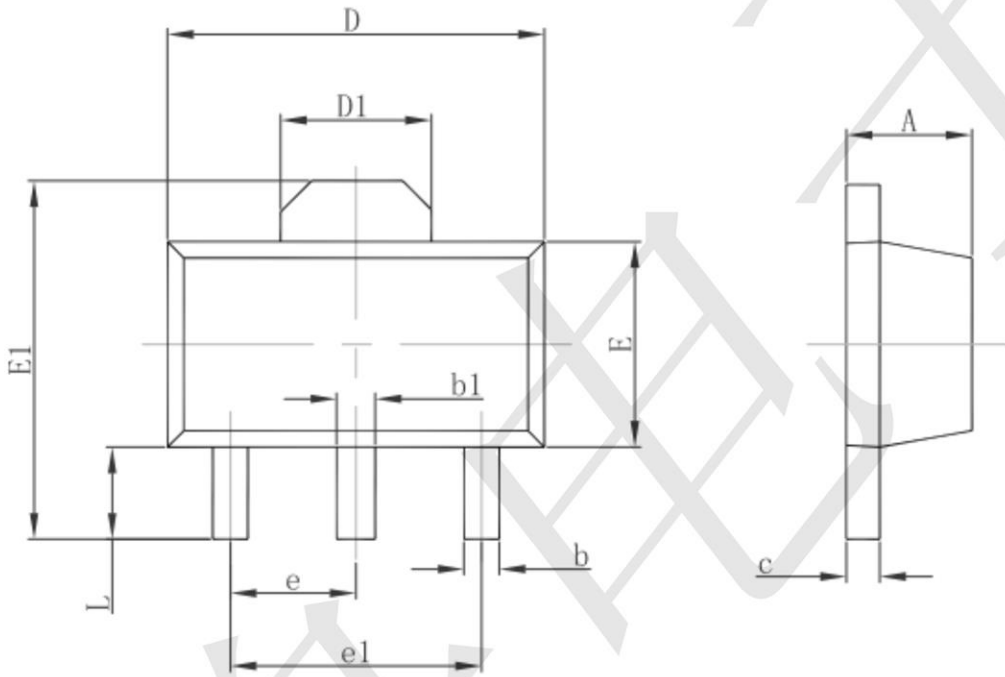
TPMCP1702T Series

18V,300mA,2uA, CMOS LDO Regulator

www.sot23.com.tw

Package information

SOT89-3

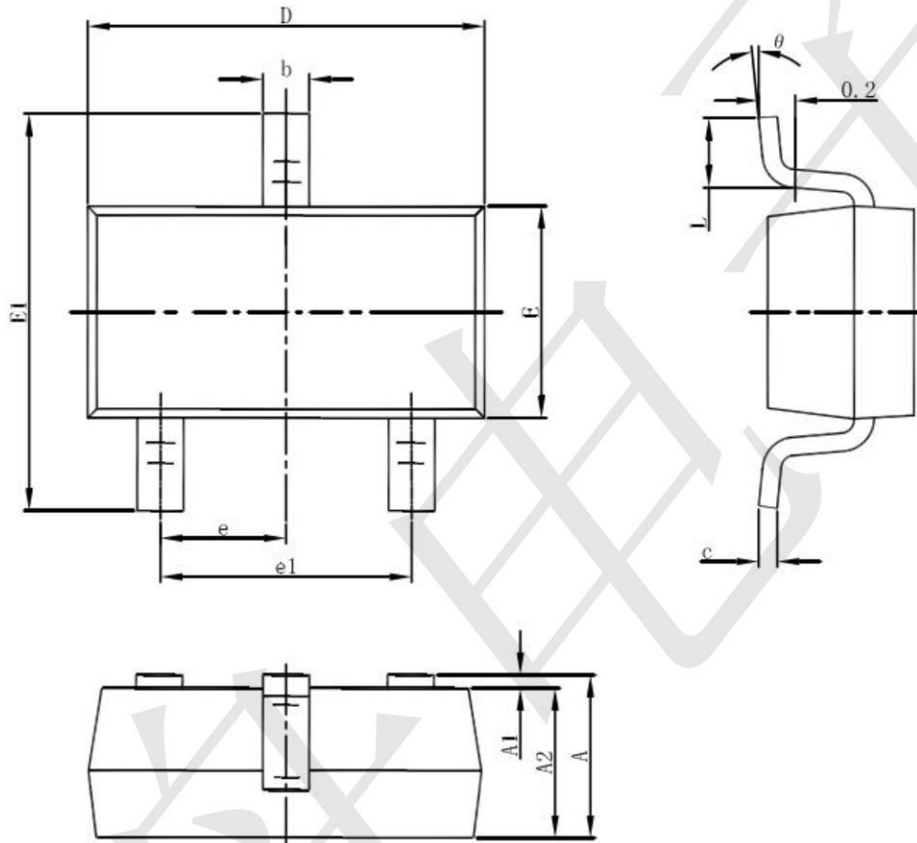


Symbol	Dimensions In Millimeters		Dimensions In Inches	
	Min.	Max.	Min.	Max.
A	1.400	1.600	0.055	0.063
b	0.320	0.520	0.013	0.020
b1	0.400	0.580	0.016	0.023
c	0.350	0.440	0.014	0.017
D	4.400	4.600	0.173	0.181
D1	1.550 REF.		0.061 REF.	
E	2.300	2.600	0.091	0.102
E1	3.940	4.250	0.155	0.167
e	1.500 TYP.		0.060 TYP.	
e1	3.000 TYP.		0.118 TYP.	
L	0.900	1.200	0.035	0.047



Package informantion

3-pin SOT23-3 Outline Dimensions



Symbol	Dimensions In Millimeters		Dimensions In Inches	
	Min	Max	Min	Max
A	1.050	1.250	0.041	0.049
A1	0.000	0.100	0.000	0.004
A2	1.050	1.150	0.041	0.045
b	0.300	0.500	0.012	0.020
c	0.100	0.200	0.004	0.008
D	2.820	3.020	0.111	0.119
E	1.500	1.700	0.059	0.067
E1	2.650	2.950	0.104	0.116
e	0.950(BSC)		0.037(BSC)	
e1	1.800	2.000	0.071	0.079
L	0.300	0.600	0.012	0.024
θ	0°	8°	0°	8°