



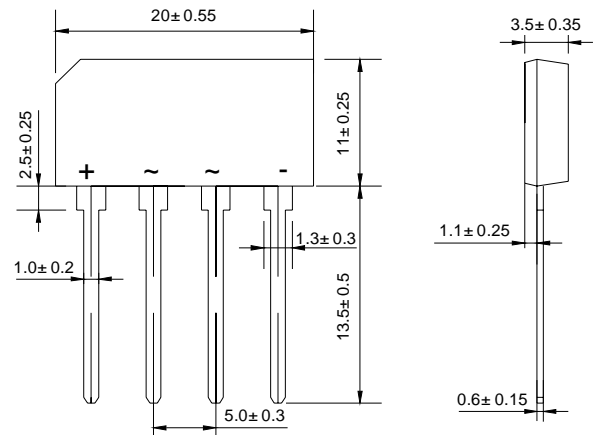
GBL8005 THRU GBL810

BRIDGE RECTIFIERS

FEATURES

- ◇ Rating to 1000V PRV
- ◇ Surge overload rating to 200 Amperes peak
- ◇ Ideal for printed circuit board
- ◇ Reliable low cost construction utilizing molded plastic technique results in inexpensive product
- ◇ Lead solderable per MIL-STD-202 method 208
- ◇ Glass passivated junctions

GBL



Dimensions in millimeters

Maximum Ratings and Electrical Characteristics

Ratings at 25 °C ambient temperature unless otherwise specified.

Single phase, half wave, 60Hz, resistive or inductive load.

For capacitive load, derate current by 20%.

CHARACTERISTICS		GBL 8005	GBL 801	GBL 802	GBL 804	GBL 806	GBL 808	GBL 810	UNITS
Maximum recurrent peak reverse voltage	V_{RRM}	50	100	200	400	600	800	1000	V
Maximum RMS voltage	V_{RMS}	35	70	140	280	420	560	700	V
Maximum DC blocking voltage	V_{DC}	50	100	200	400	600	800	1000	V
Maximum average forward Output current @ $T_A=25^\circ\text{C}$	$I_{F(AV)}$	8.0							A
Peak forward surge current 8.3ms single half-sine-wave superimposed on rated load	I_{FSM}	150							A
Maximum instantaneous forward voltage at 8.0 A	V_F	1.1							V
Maximum reverse current @ $T_A=25^\circ\text{C}$ at rated DC blocking voltage @ $T_A=100^\circ\text{C}$	I_R	5.0 500.0							μA
Operating junction temperature range	T_J	- 55 ---- + 150							$^\circ\text{C}$
Storage temperature range	T_{STG}	- 55 ---- + 150							$^\circ\text{C}$



GBL8005 THRU GBL810 BRIDGE RECTIFIERS

Characteristic Curves ($T_A=25\text{ }^\circ\text{C}$ unless otherwise noted)

FIG.1 – PEAK FORWARD SURGE CURRENT

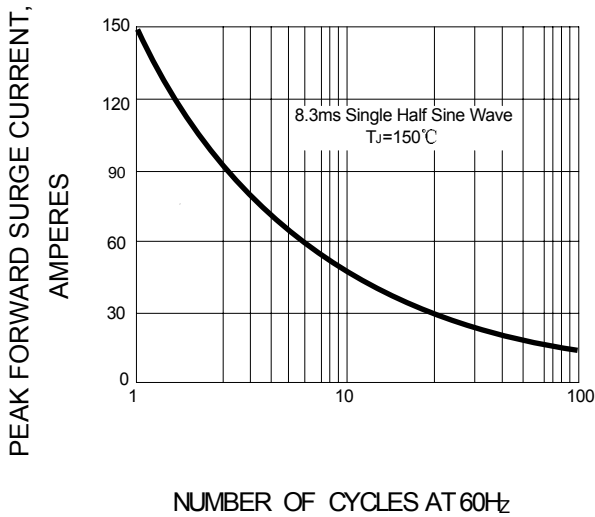


FIG.2 – FORWARD DERATING CURVE

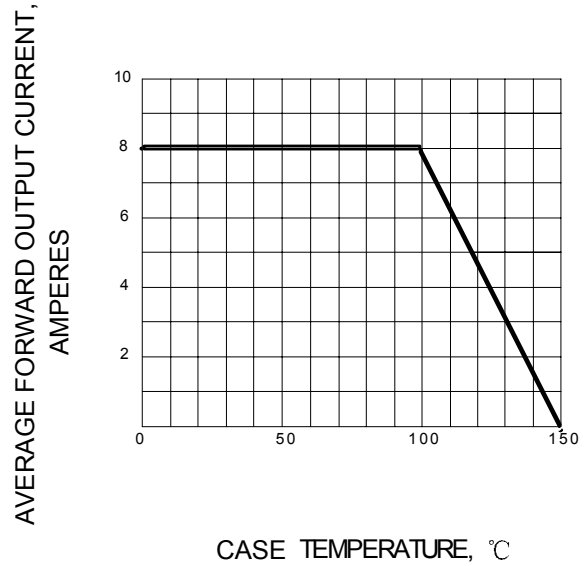


FIG.3 – TYPICAL FORWARD CHARACTERISTIC

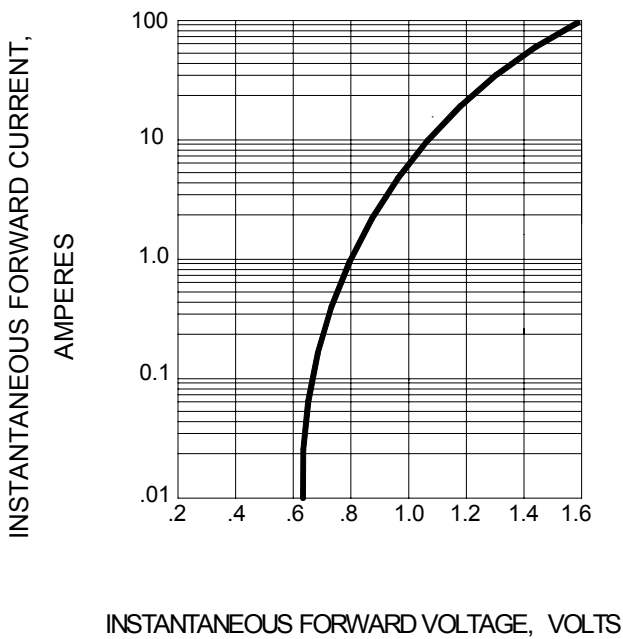


FIG.4 – TYPICAL REVERSE CHARACTERISTICS

