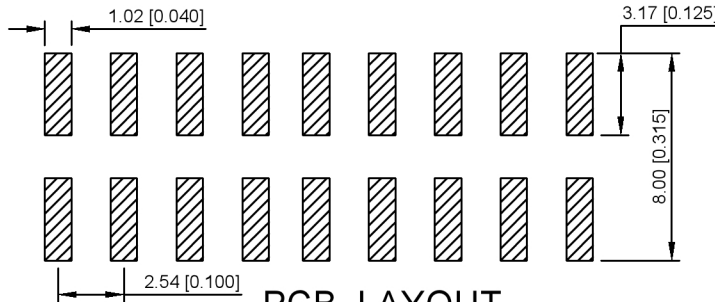
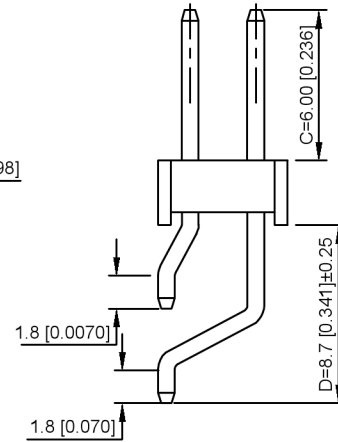
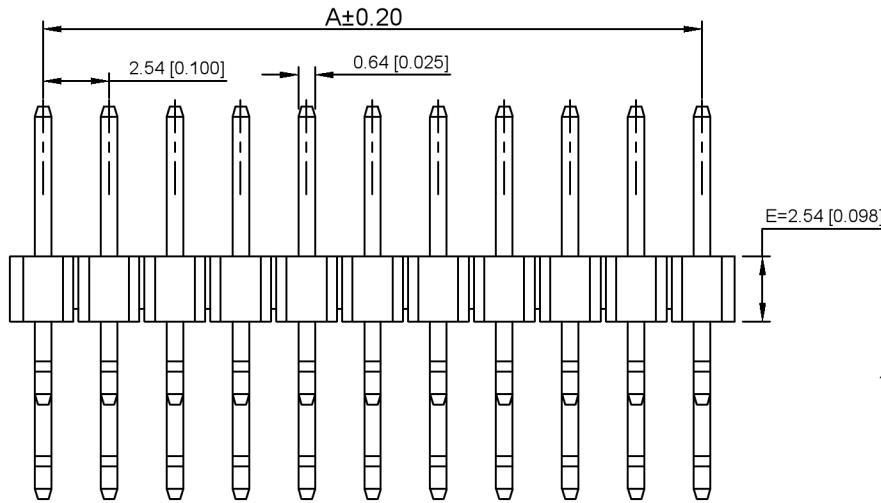
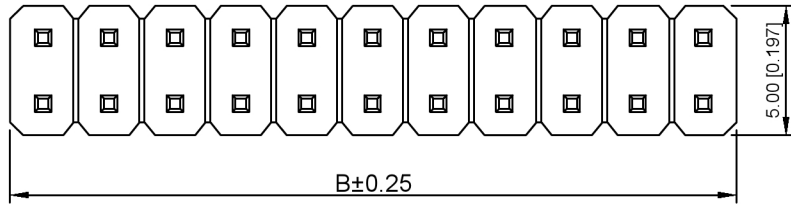


Pin	A	B
1		2.54
2	2.54	5.08
3	5.08	7.62
4	7.62	10.16
5	10.16	12.70
6	12.70	15.24
7	15.24	17.78
8	17.78	20.32
9	20.32	22.86
10	22.86	25.40
11	25.40	27.94
12	27.94	30.48
13	30.48	33.02
14	33.02	35.56
15	35.56	38.10
16	38.10	40.64
17	40.64	43.18
18	43.18	45.72
19	45.72	48.26
20	48.26	50.80
21	50.80	53.34
22	53.34	55.88
23	55.88	58.42
24	58.42	60.96
25	60.96	63.50
26	63.50	66.04
27	66.04	68.58
28	68.58	71.12
29	71.12	73.66
30	73.66	76.20
31	76.20	78.74
32	78.74	81.28
33	81.28	83.82
34	83.82	86.36
35	86.36	88.90
36	88.90	91.44
37	91.44	93.98
38	93.98	96.52
39	96.52	99.06
40	99.06	101.60



PCB LAYOUT

XKB Connectivity

规格 Specifications:

额定电压 Voltage rating:250VAC/DC。  
 额定电流 Current rating:3A AC/DC  
 耐电压 Withstanding voltage:1000V AC/minute  
 温度区间 Temperature range:-40℃to+105℃  
 绝缘电阻 Insulation resistance:≥1000MΩ Min  
 接触电阻 Contact resistance:≤20MΩ Max  
 材料 Material: PA6T 94V-0  
 镀层 Plating Category: 1U"Gold  
 颜色 Color:Blank-Natural color

X6521 W R S - 2xXX E- C60 D87  
 ① ② ③ ④ ⑤ ⑥ ⑦ ⑧

- 1.Series No.
- 2.Category:W-Wafer
- 3.Welding Board Angle:R-Staight 90°
- 4.Welding Way:S-SMT
- 5.Row No -Pin No:2xXX-2x01P-2x40P
- 6.Plastic height: E=2.54mm
- 7.Pin length:C=6.0mm
- 8.Pin length:D=8.7mm

XKB Connectivity

X6521WRS-2XXE-C60D87	PA6T 94V-0	Copper Alloy	1U"Gold	X6521F
PART NO	Material	Material(Pin)	Finish(Pin)	Suitable XKB Female

DSND	DATE	SCALE: N/A	MODEL TYPE: 2.54mm Crimp Style Connector
DWN	DATE	VIEW:	PART NO.: X6521WRS-2xXXE-C60D87
CHKD	DATE	UNIT: mm/in	DWG NO.: X-X6521WRS-2xXXE-C60D87
APPD	DATE	SIZE: A4	WEIGHT SHEET REVISION 1.0g 1/1 A0
XKB INDUSTRIAL PRECISION CO.,LIMITED			

广东星坤科技股份有限公司

日期

文件工程章

MARK	DESCRIPTION	DATE	REVISED	APPROVED	UNSPECIFIED TOLERANCES
ΔX					ANGULAR ±5°
ΔX					L ≤ 4 ±0.2
ΔX					4 < L ≤ 16 ±0.3
					16 < L ≤ 63 ±0.4
					L > 63 ±0.5