REV.	ECN. NO.	APPD.
A		

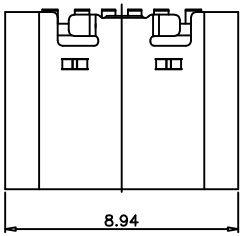

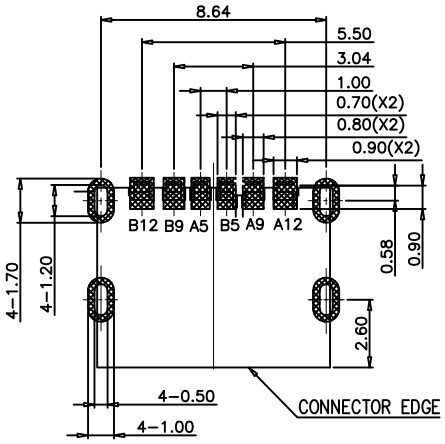

RECOMMENDED PCB LAYOUT(TOP VIEW)
THICKNESS 1.6±0.10MM;DEFAULT TOLERANCE:±0.05

USB TYPE-C PIN ASSIGNMENTS

PIN NUMBER	SIGNAL NAME
A12	GND
A9	VBUS
A5	CC1

PIN NUMBER	SIGNAL NAME
B12	GND
B9	VBUS
B5	CC2

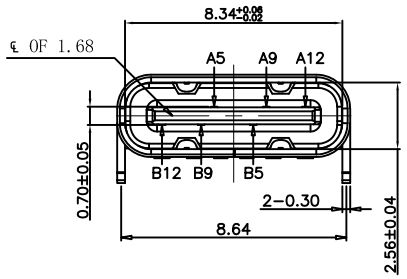

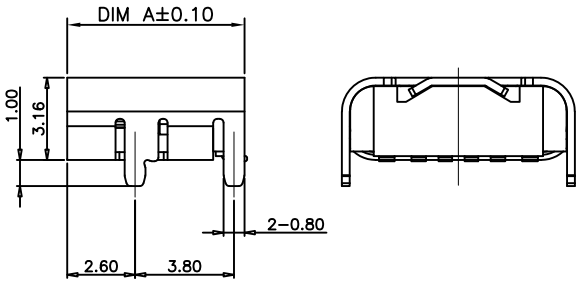

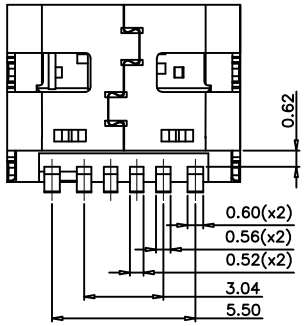

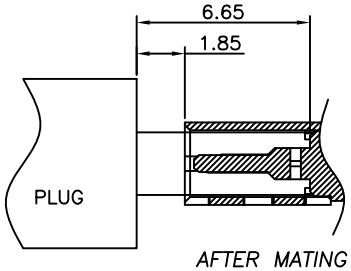

AFTER MATING

NOTE:
1.MATERIAL SPECIFICATION:
1.HOUSING:HIGH TEMPERATURE RESISTANT PLASTIC,UL94 V-0.
2.CONTACTS:COPPER ALLOY
3.MID PLATE: STAINLESS STEEL
4.FRONT SHELL: STAINLESS STEEL
2.PLATING SPECIFICATION:
2-1.CONTACTS:
Ni 50u" MIN. UNDER PLATED OVER ALL.
Au PLATED ON THE FUNCTIONAL AREA OF CONTACT.
(GOLD PLATING THICKNESS FOLLOW THE P/N)
PLATING SPECIFICATIONS OF THE SOLDER AREA FOLLOW THE P/N
2-2.FRONT SHELL:
SEE TABLE1.
2-3.SHIELD PLATE&EMI PLATE:
CLEAR ONLY
3.MECHANICAL PERFORMANCE,
3-1.INSERTION FORCE: 0.5~2.0kgf.
3-2.REMOVAL FORCE: 0.8kgf~2.0kgf.
3-3.DURABILITY: 2000 CYCLES.
4.ELECTRICAL PERFORMANCE,
4-1. CURRENT RATING:5.0A
VOLTAGE RATING:5.0V
4-2. LLCR:
VBUS & GND PINS AND OTHER PINS: 40mΩ/PIN MAX.
SHIELD: 50mΩ/MAX.
LLCR MAX. CHANGE OF ALL PINS: 10mΩ.
4-3.INSULATION RESISTANCE: 100MΩ MIN
4-4.DIELECTRIC WITHSTAND VOLTAGE,AC 100V FOR 1 MINUTE.
5. ENVIRONMENTAL PERFORMANCE:
OPERATING TEMPERATURE: -25°C~+85°C.
6.IR REFLOW:
THE PEAK TEMPERATURE ON THE BOARD SHALL
BE MAINTAINED FOR 10 SECONDS AT 260°C.

DIM A	PART No.
6.80	00401-UCAF001-A
6.50	00401-UCAF001-B

X. ± 0.30	X.° ± 5°	UNITS mm	NAME(INTENDED USE)
.X ± 0.20	.X° ± 2°	MAT'L	
.XX ± 0.10	.XX° ± 1°		PART NO.(INTENDED USE)
.XXX ± 0.05	.XXX° ± 0.5°	FINISH	
TYPE C CONNNECTOR		Q'TY	

APPD: SUNNY
CHKD: LISA
DR: ZOE 2022-06-10

MINTRON CO.,LTD.

TITLE: TYPE C 6P母座板上型

DWG NO.: 00401-UCAF001-X

SCALE	SHEET	REV.
1 / 1	1 / 1	A