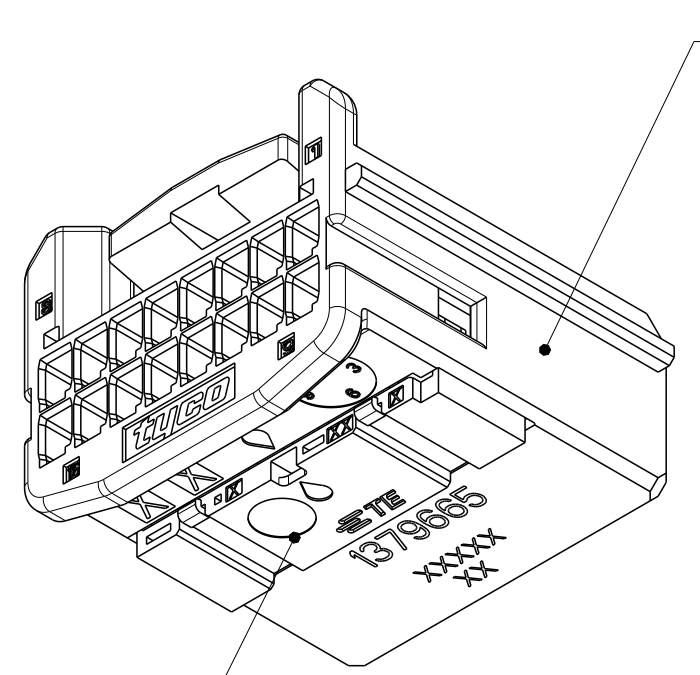
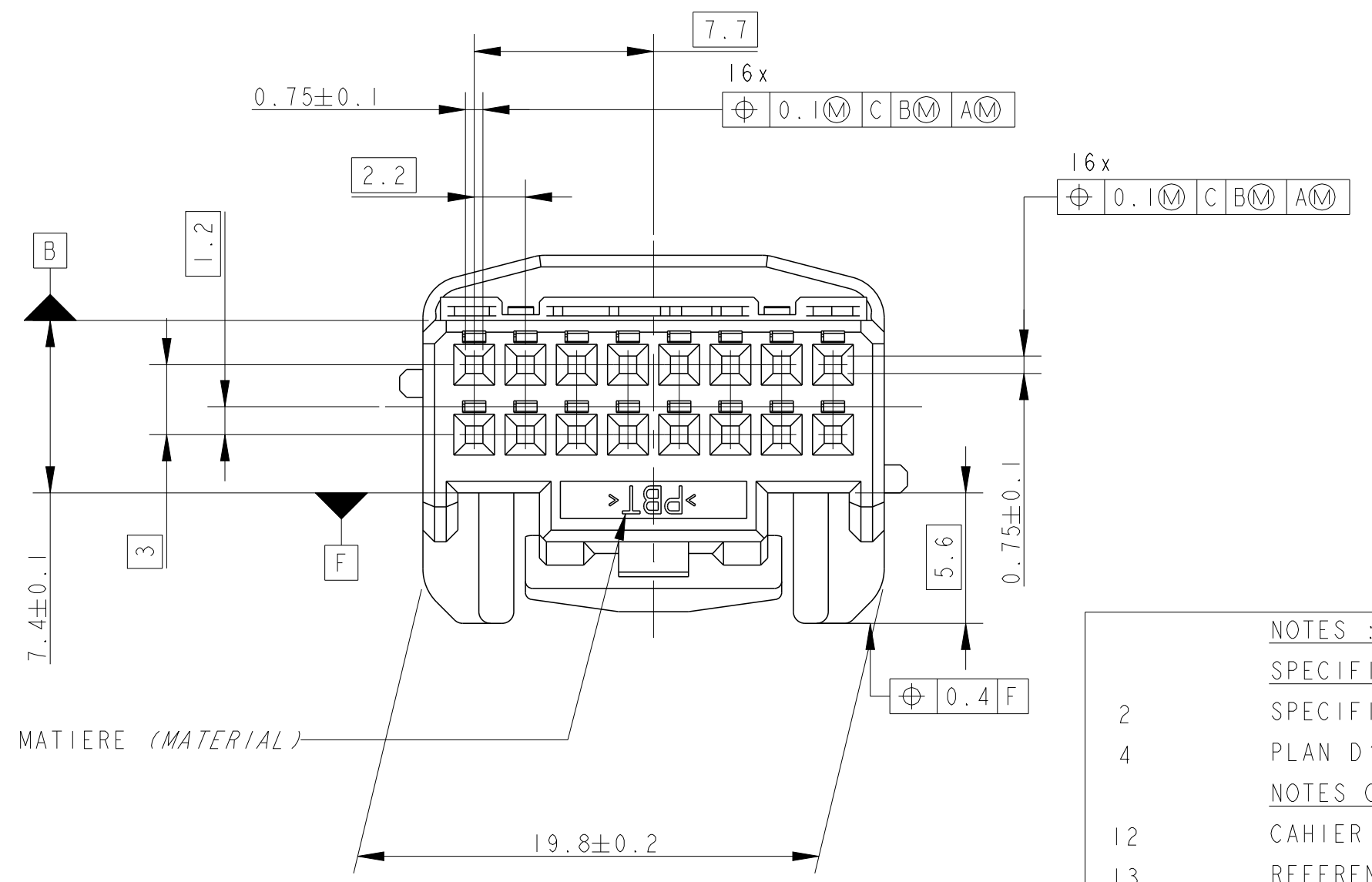


ECHELLE 1:1 (SCALE)



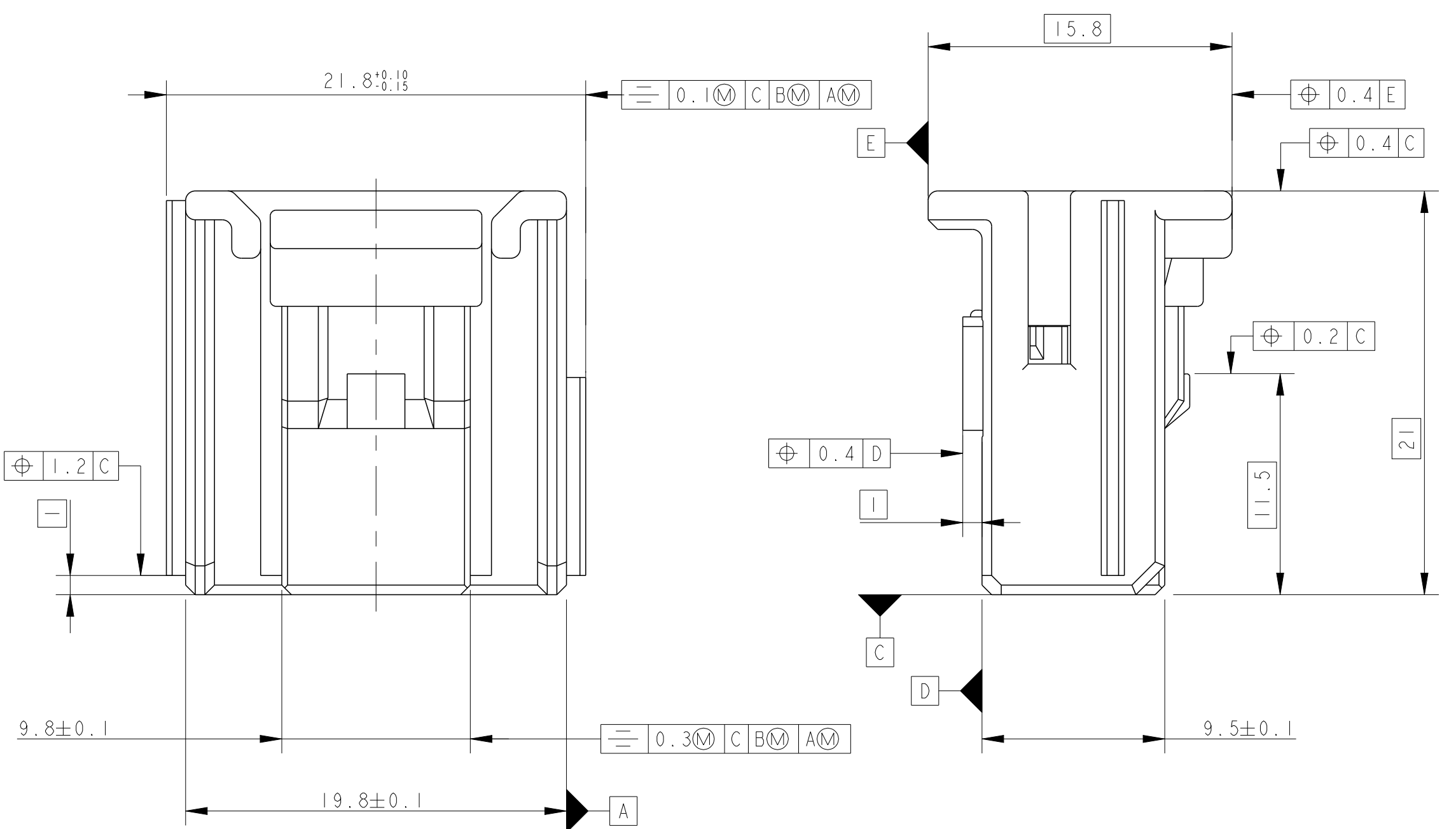
BOITIER / HOUSING
VERROU SECONDAIRE / RETAINER
ECHELLE 3:1 (SCALE)



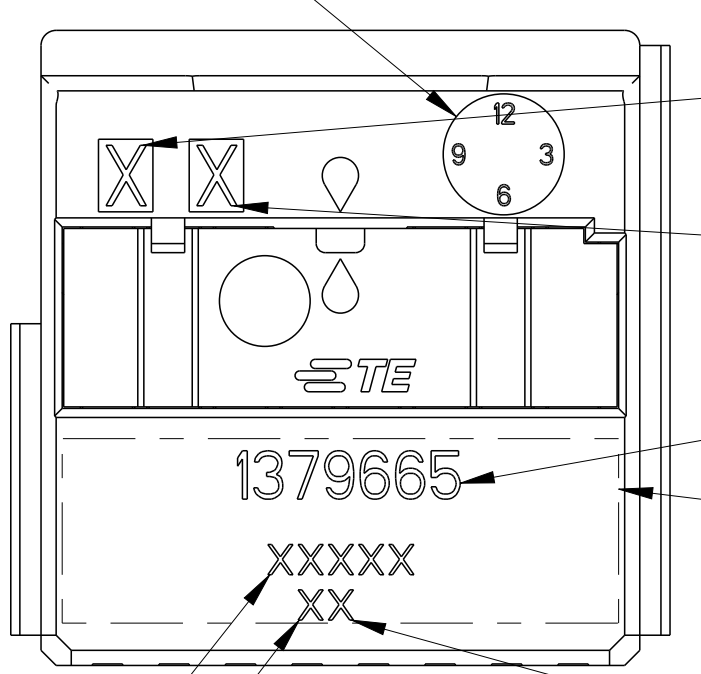
MATIERE (MATERIAL)

NOTES : LES NOTES LOCALES SONT ENTRE <->
SPECIFICATIONS DE REFERENCE :
SPECIFICATION TE : 108-15299
PLAN D'INTERFACE TE : 1379777
NOTES COMPLEMENTAIRES :
12 CAHIER DE PRECONISATION : 411-15672
13 REFERENCE REPRESENTEE : 1379665-1
14 VERRU SECONDAIRE PREVERROUILLE (POSITION PREFERENTIELLE DE LIVRAISON). SI LE VERRU N'EST PAS DANS CETTE POSITION, SUIVRE LES INSTRUCTIONS DE LA NOTICE TECHNIQUE TE 411-15672 §8.2
15 LES DIFFERENTES VERSIONS SONT LIVREES DE FACON ALEATOIRE POUR INFORMATION

LOCALE NOTES ARE BETWEEN <->
APPLICABLE SPECIFICATION :
TE SPECIFICATION : (SEE BEFORE)
TE INTERFACE DRAWING : (SEE BEFORE)
ADDITIONAL NOTES :
INSTRUCTION SHEET : (SEE BEFORE)
PART NUMBER SHOWN : (SEE BEFORE)
SECONDARY LOCK IN PRELOCKED POSITION (PREFERRED DELIVERY POSITION). IF SECONDARY LOCKING IS NOT IN THIS POSITION, FOLLOW INSTRUCTIONS OF TE SPECIFICATION 411-15672 §8.2
THE DIFFERENT VERSIONS ARE DELIVERED SO RANDOM FOR REFERENCE ONLY



DATEUR BOITIER (MOIS ANNEE)
(HOUSING DATE CODE (MONTH-YEAR))

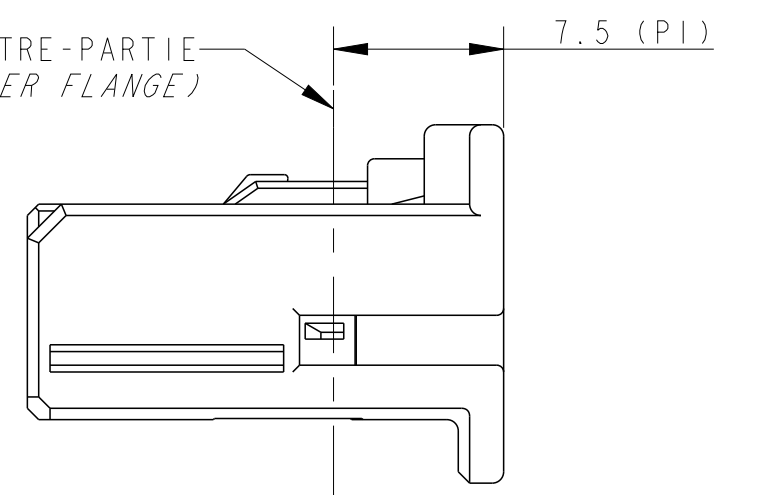


NUMERO DE CAVITE MOULE BOITIER
(HOUSING MOLD CAVITY NUMBER)
INDICE REVISION BOITIER
(HOUSING PART REVISION CODE)
REFERENCE TE
(TE PART NUMBER)
ZONE DE MARQUAGE
(MARKING AREA)
REVISION ASSEMBLAGE
(ASSEMBLY PART REVISION CODE)

EQUIPE (SHIFT)

(DATE D'ASSEMBLAGE : ANNEE(2 CHIFFRES), SEMAINE(2 CHIFFRES), JOUR DE LA SEMAINE(1 CHIFFRE)
(ASSEMBLY DATE CODE : YEAR(2 DIGITS), WEEK(2 DIGITS), WEEK DAY(1 DIGIT))

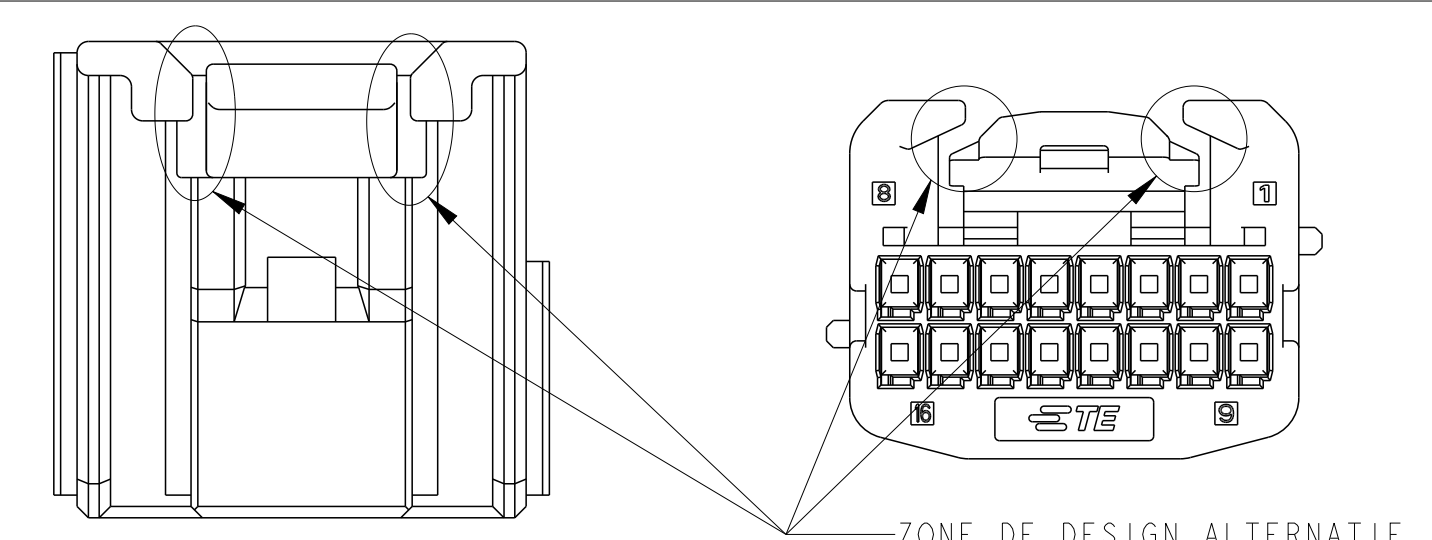
CETTE LIGNE REPRESENT LE HAUT DE LA CONTRE-PARTIE
(THIS LINE REPRESENTS THE HEAD OF THE HEADER FLANGE)



ECHELLE 3:1 (SCALE)

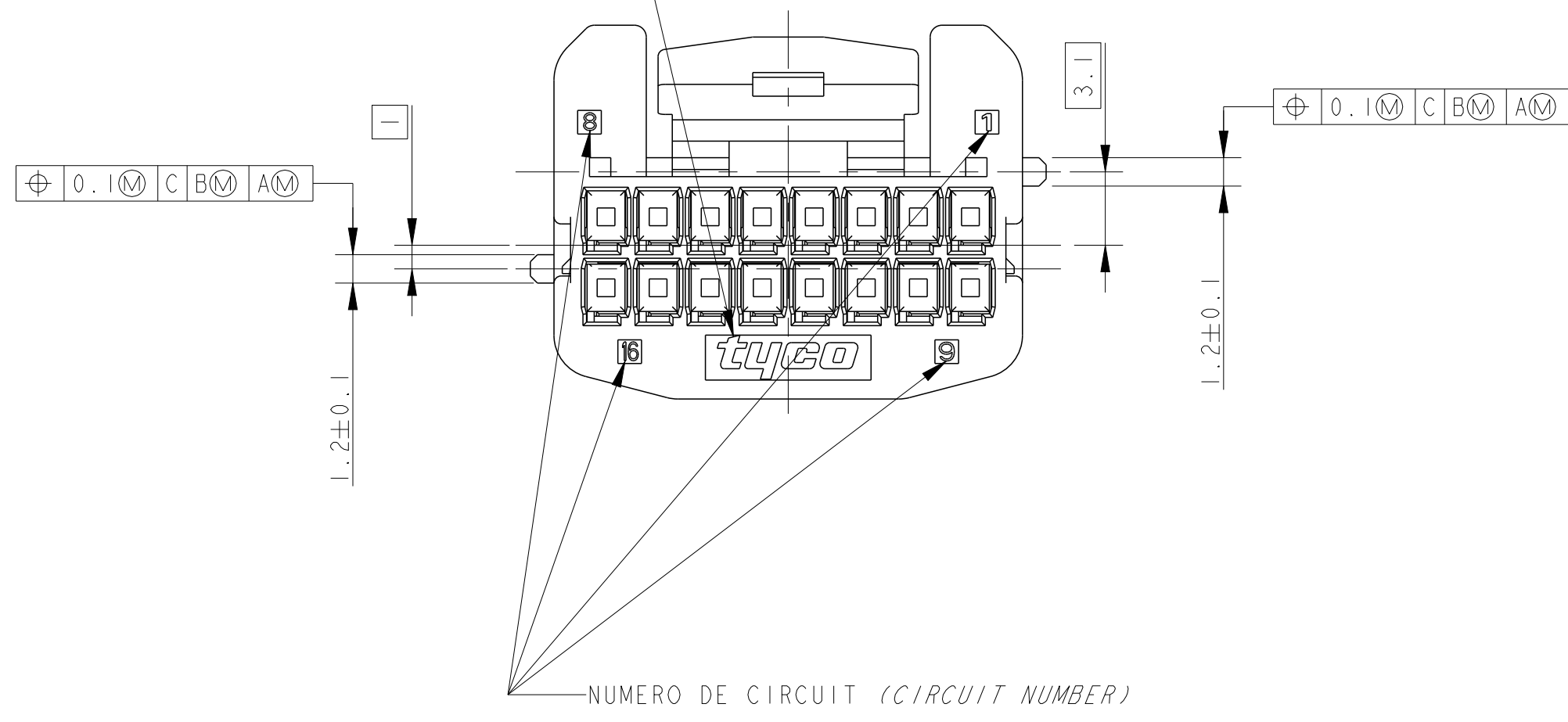
VERRU SECONDAIRE EN POSITION VERROUILLEE
(SECONDARY LOCKING IN CLOSED POSITION)

DESIGN POSSIBLE AVEC FONCTION ANTI OVERSTRESS DE LA LANCE, VOIR NOTE 15
(ALTERNATE DESIGN WITH ANTI OVERSTRESS FUNCTION OF THE LATCH, SEE NOTA 15)



ECHELLE 3:1 (SCALE)
ZONE DE DESIGN ALTERNATIF
ALTERNATE DESIGN AREAS

LOGO TE (TE LOGO)



NUMERO DE CIRCUIT (CIRCUIT NUMBER)

CONTACTS ASSOCIES LISTE NON EXHAUSTIVE
(APPLIED CONTACTS NON EXHAUSTIVE LIST)

REF TE (TE PN)	FINITION (FINISH)	DESIGNATION (DESIGNATION)
1123343-2	DORE (0.38µm) / GOLDÉ (0.38µm)	CLIP .635 (.635 CONTACT) 0.35 A 0.5 MM ² (SOMM)
1801069-2	DORE (0.8µm) / GOLDÉ (0.8µm)	CLIP .635 (.635 CONTACT) 0.35 A 0.5 MM ² (SOMM)
1674298-1	ETAME (TINNED)	CLIP .635 (.635 CONTACT) 0.35 A 0.5 MM ² (SOMM)

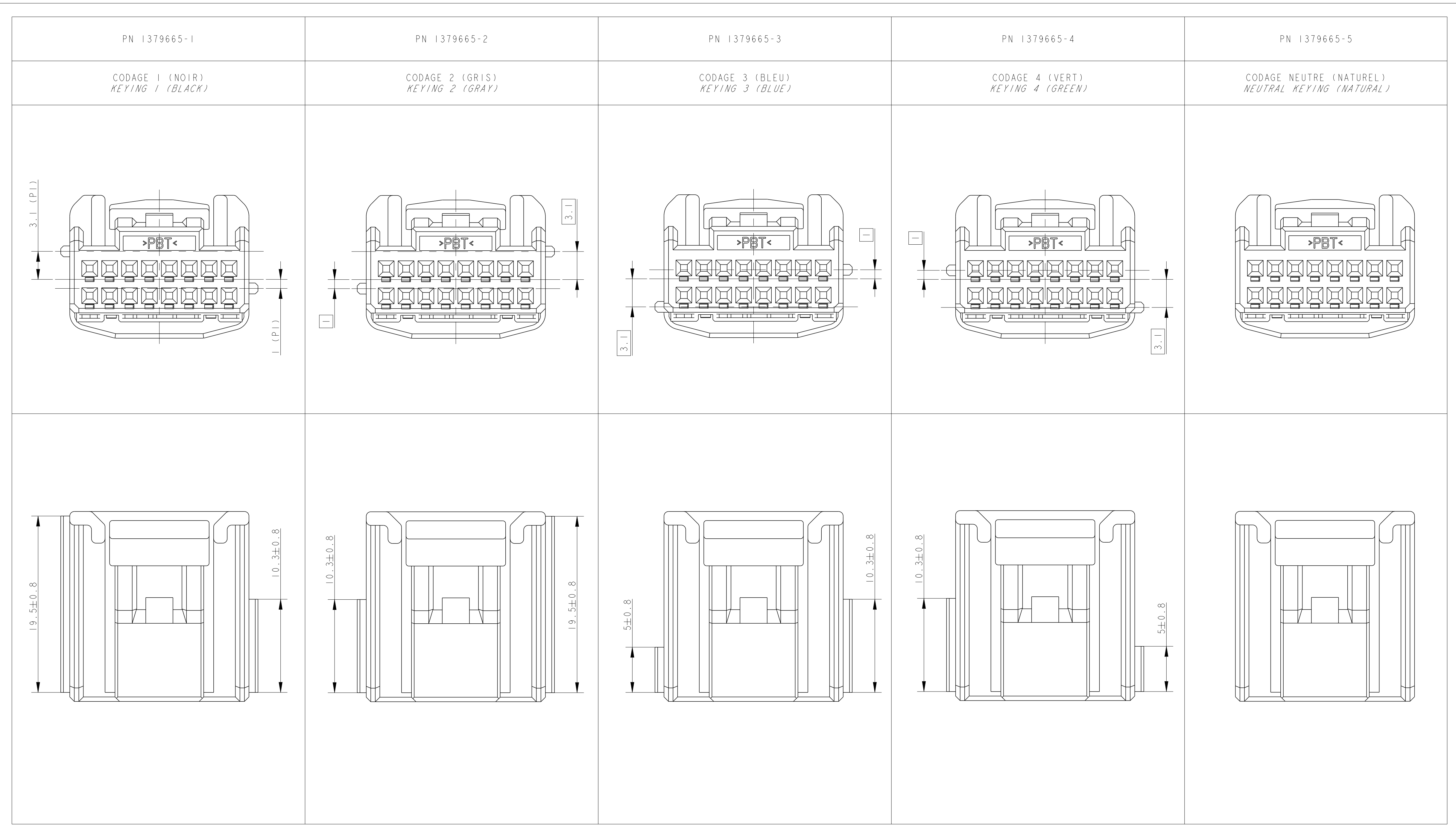
REF TE / TE PN	DESCRIPTION / DESCRIPTION	CODAGE / KEYING	MATIERE BOITIER - MATIERE VERRU SECONDAIRE / HOUSING MATERIAL - RETAINER MATERIAL	COULEUR BOITIER - COULEUR VERRU SECONDAIRE / HOUSING COLOR - RETAINER COLOR	REVISION ASSEMBLAGE / ASSEMBLY REVISION CODE
1379665-5	CONNECTEUR 16 VOIES / 16 WAYS CONNECTOR	NEUTRE / NEUTRAL	PBT-PBT / PBT-PBT	NATUREL-NATUREL / NATURAL-NATURAL	A
1379665-4	CONNECTEUR 16 VOIES / 16 WAYS CONNECTOR	4 1 4	PBT-PBT / PBT-PBT	VERT-NATUREL / GREEN-NATURAL	A
1379665-3	CONNECTEUR 16 VOIES / 16 WAYS CONNECTOR	3 1 3	PBT-PBT / PBT-PBT	BLEU-NATUREL / BLUE-NATURAL	A
1379665-2	CONNECTEUR 16 VOIES / 16 WAYS CONNECTOR	2 1 2	PBT-PBT / PBT-PBT	GRIS-NATUREL / GREY-NATURAL	A
1379665-1	CONNECTEUR 16 VOIES / 16 WAYS CONNECTOR	1 1 1	PBT-PBT / PBT-PBT	NOIR-NATUREL / BLACK-NATURAL	A

THIS DRAWING IS A CONTROLLED DOCUMENT. CE PLAN EST UN DOCUMENT CONTROLÉ PAR TISSOT ELECTRONIQUE. IL EST SOUSCRIT PAR TISSOT PERIODIQUES. CONTACTER LE SERVICE TECHNIQUE DE TISSOT ELECTRONIQUE POUR OBTENIR LA DERNIERE VERSION.

DRAWING NO: 1379665
CAGE CODE: 1379665
SCALE: 4:1
SHEET: 1 OF 2

Customer Drawing / PLAN CLIENT

LOC	DIST	REVISIONS					
F	00	P	LTN	DESCRIPTION	DATE	DWN	APVD
		REV		MODIFICATIONS		DESS.	APP.
		-		SEE SHEET 1		-	-



THIS DRAWING IS A CONTROLLED DOCUMENT. CE PLAN EST UN DOCUMENT CONTRÔLÉ PAR TYSO ELECTRONICS - IL EST SOUSCRIT À UN PROTOCOLE DE CONTRÔLE DE SERVICE TYSO/TECHNO DE TYSO ELECTRONICS POUR OBTENIR LA DERNIÈRE RÉVISION.		DWN / REVISION: 29OCT2002 D. DANCE CHK / REVISION: 04NOV2002 B. DUPONT	TE Connectivity
DIMENSIONS: mm 	TOLERANCES UNLESS OTHERWISE SPECIFIED: (SUIVANT LE DÉTAILS): 0 P.L.C./DEC: ±0.2 1 P.L.C./DEC: ±0.2 2 P.L.C./DEC: ±0.2 3 P.L.C./DEC: ±0.2 4 P.L.C./DEC: ±0.2 ANGLES: ±5° FINISH / FINITION: -	APVD / APPROUVE: 04NOV2002 JP. PICAUD PRODUCT SPEC: - SPEC. PRODUCT: - APPLICATION SPEC: - SPEC. APPLICATION: - SEE TABLE WEIGHT: - MASSE APPROX.: -	
MATERIAL / MATIÈRE: - SEE TABLE	CUSTOMER DRAWING / PLAN CLIENT: - UNIFORMITY / ÉCHELLE: 4:1 SCALE / ÉCHELLE: 4:1	SHEET / FEUILLE: 2 OF / DE: 2	REV: C