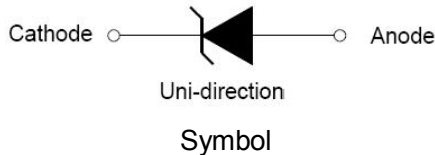


SMA

Features

- Peak power dissipation 400W@10 x 1000 us Pulse
- Low incremental surge resistance
- Excellent clamping capability
- Glass passivated junction
- Fast response time
- Typical IR less than 1uA above 10V
- Halogen free and RoHS compliant

Mechanical Data

- CASE: SMAJ(DO-214AC) Molded Plastic
- Polarity: By cathode band denotes uni-directional device, none cathode band denotes bi-directional device
- Mounting Position: Any

Making Code & information

Cathode Band

YXXX

HE

Date Code

Marking Code

YXXX

TE

Date Code

Marking Code

Package	Packing Description	Packing Quantity
SMAJ	Tape/Reel, 11" reel	5000

SMAJ XXX C A

└──┬──┬──┬──┘

5% V_{BR} Voltage Tolerance

Bidirectional

V_{RWM} Voltage

Series Code

Maximum Ratings & Thermal Characteristics

(Ratings at 25°C ambient temperature unless otherwise specified.)

Parameter	Symbol	Value	Units
Peak Pulse Power Dissipation on 10/1000 us Waveform (Note 1, 2, FIG.1)	P_{PPM}	Min 400	W
Power Dissipation on Infinite Heat Sink at $T_L=50^\circ\text{C}$	P_D	3.3	W
Peak Pulse Current of on 10/1000us Waveform (Note 1, FIG.3)	I_{PPM}	See Table 1	A
Peak Forward Surge Current, 8.3ms Single Half Sine-Wave (Note 2. 3)	I_{FSM}	40	A
Operating Junction Temperature Range	T_J	-55 to 150	°C
Storage Temperature Range	T_{STG}	-55 to 150	°C

Notes:

1. Non-repetitive current pulse, per Fig.3 and derated above $T_A=25^\circ\text{C}$ per Fig.2.
2. Mounted on 5.0x5.0mm² (0.03mm thick) Copper Pads to each terminal.
3. Measured on 8.3ms single half sine-wave, or equivalent square wave, for Unidirectional device only.

Electrical Characteristics

(Ratings at 25°C ambient temperature unless otherwise specified).

Type Number		Marking		Reverse Stand-Off Voltage	Breakdown Voltage Min. @I _T	Breakdown Voltage Max. @ I _T	Test Current	Maximum Clamping Voltage @I _{PP}	Peak Pulse Current	Reverse Leakage @V _{RMW}
(Uni)	(Bi)	(Uni)	(Bi)	V _{RMW} (V)	V _{BR MIN} (V)	V _{BR MAX} (V)	I _T (mA)	V _C (V)	I _{PP} (A)	I _R (uA)
SMAJ5.0A	SMAJ5.0CA	HE	TE	5.0	6.40	7.00	10	9.2	43.5	500
SMAJ6.0A	SMAJ6.0CA	HG	TG	6.0	6.67	7.37	10	10.3	38.8	500
SMAJ6.5A	SMAJ6.5CA	HK	TK	6.5	7.22	7.98	10	11.2	35.7	300
SMAJ7.0A	SMAJ7.0CA	HM	TM	7.0	7.78	8.60	10	12.0	33.3	200
SMAJ7.5A	SMAJ7.5CA	HP	TP	7.5	8.33	9.21	1	12.9	31.0	100
SMAJ8.0A	SMAJ8.0CA	HR	TR	8.0	8.89	9.83	1	13.6	29.4	50
SMAJ8.5A	SMAJ8.5CA	HT	TT	8.5	9.44	10.40	1	14.4	27.8	20
SMAJ9.0A	SMAJ9.0CA	HV	TV	9.0	10.0	11.10	1	15.4	26.0	10
SMAJ10A	SMAJ10CA	HX	TX	10.0	11.10	12.30	1	17.0	23.5	5
SMAJ11A	SMAJ11CA	HZ	TZ	11.0	12.20	13.50	1	18.2	22.0	1
SMAJ12A	SMAJ12CA	IE	UE	12.0	13.30	14.70	1	19.9	20.1	1
SMAJ13A	SMAJ13CA	IG	UG	13.0	14.40	15.90	1	21.5	18.6	1
SMAJ14A	SMAJ14CA	IK	UK	14.0	15.60	17.20	1	23.2	17.2	1
SMAJ15A	SMAJ15CA	IM	UM	15.0	16.70	18.50	1	24.4	16.4	1
SMAJ16A	SMAJ16CA	IP	UP	16.0	17.80	19.70	1	26.0	15.4	1
SMAJ17A	SMAJ17CA	IR	UR	17.0	18.90	20.90	1	27.6	14.5	1
SMAJ18A	SMAJ18CA	IT	UT	18.0	20.00	22.10	1	29.2	13.7	1
SMAJ20A	SMAJ20CA	IV	UV	20.0	22.20	24.50	1	32.4	12.3	1
SMAJ22A	SMAJ22CA	IX	UX	22.0	24.40	26.90	1	35.5	11.3	1
SMAJ24A	SMAJ24CA	IZ	UZ	24.0	26.70	29.50	1	38.9	10.3	1
SMAJ26A	SMAJ26CA	JE	VE	26.0	28.90	31.90	1	42.1	9.5	1
SMAJ28A	SMAJ28CA	JG	VG	28.0	31.10	34.40	1	45.4	8.8	1
SMAJ30A	SMAJ30CA	JK	VK	30.0	33.30	36.80	1	48.4	8.3	1
SMAJ33A	SMAJ33CA	JM	VM	33.0	36.70	40.60	1	53.3	7.5	1
SMAJ36A	SMAJ36CA	JP	VP	36.0	40.00	44.20	1	58.1	6.9	1
SMAJ40A	SMAJ40CA	JR	VR	40.0	44.40	49.10	1	64.5	6.2	1
SMAJ43A	SMAJ43CA	JT	VT	43.0	47.80	52.80	1	69.4	5.8	1
SMAJ45A	SMAJ45CA	JV	VV	45.0	50.00	55.30	1	72.7	5.5	1
SMAJ48A	SMAJ48CA	JX	VX	48.0	53.30	58.90	1	77.4	5.2	1
SMAJ51A	SMAJ51CA	JZ	VZ	51.0	56.70	62.70	1	82.4	4.9	1
SMAJ54A	SMAJ54CA	RE	WE	54.0	60.00	66.30	1	87.1	4.6	1
SMAJ58A	SMAJ58CA	RG	WG	58.0	64.40	71.20	1	93.6	4.3	1
SMAJ60A	SMAJ60CA	RK	WK	60.0	66.70	73.70	1	96.8	4.1	1
SMAJ64A	SMAJ64CA	RM	WM	64.0	71.10	78.60	1	103.0	3.9	1
SMAJ70A	SMAJ70CA	RP	WP	70.0	77.80	86.00	1	113.0	3.5	1
SMAJ75A	SMAJ75CA	RR	WR	75.0	83.30	92.10	1	121.0	3.3	1
SMAJ78A	SMAJ78CA	RT	WT	78.0	86.70	95.80	1	126.0	3.2	1
SMAJ85A	SMAJ85CA	RV	VV	85.0	94.40	104.00	1	137.0	2.9	1
SMAJ90A	SMAJ90CA	RX	WX	90.0	100.00	111.00	1	146.0	2.7	1
SMAJ100A	SMAJ100CA	RZ	WZ	100.0	111.00	123.00	1	162.0	2.5	1
SMAJ110A	SMAJ110CA	SE	XE	110.0	122.00	135.00	1	177.0	2.3	1
SMAJ120A	SMAJ120CA	SG	XG	120.0	133.00	147.00	1	193.0	2.1	1
SMAJ130A	SMAJ130CA	SK	XK	130.0	144.00	159.00	1	209.0	1.9	1
SMAJ150A	SMAJ150CA	SM	XM	150.0	167.00	185.00	1	243.0	1.6	1
SMAJ160A	SMAJ160CA	SP	XP	160.0	178.00	197.00	1	259.0	1.5	1
SMAJ170A	SMAJ170CA	SR	XR	170.0	189.00	209.00	1	275.0	1.5	1
SMAJ180A	SMAJ180CA	ST	XT	180.0	201.00	222.00	1	292.0	1.4	1
SMAJ190A	SMAJ190CA	SV	XV	190.0	211.00	233.00	1	308.0	1.3	1
SMAJ200A	SMAJ200CA	SX	XX	200.0	224.00	247.00	1	324.0	1.2	1
SMAJ210A	SMAJ210CA	SZ	XZ	210.0	237.00	263.00	1	340.0	1.2	1
SMAJ220A	SMAJ220CA	ZE	YE	220.0	246.00	272.00	1	356.0	1.1	1
SMAJ250A	SMAJ250CA	ZG	YG	250.0	279.00	309.00	1	405.0	1.0	1
SMAJ300A	SMAJ300CA	ZK	YK	300.0	335.00	371.00	1	486.0	0.8	1
SMAJ350A	SMAJ350CA	ZM	YM	350.0	391.00	432.00	1	567.0	0.7	1
SMAJ400A	SMAJ400CA	ZP	YP	400.0	447.00	494.00	1	648.0	0.6	1
SMAJ440A	SMAJ440CA	ZR	YR	440.0	492.00	543.00	1	713.0	0.6	1

NOTE: For Bi-directional type having V_{RMW} of 10 Volts and less, the I_R limit is double.
 For parts without A, the V_{BR} is ± 10% and V_C is 5% higher than with A parts.

Ratings and Characteristic Curves

(Ratings at 25°C ambient temperature unless otherwise specified).

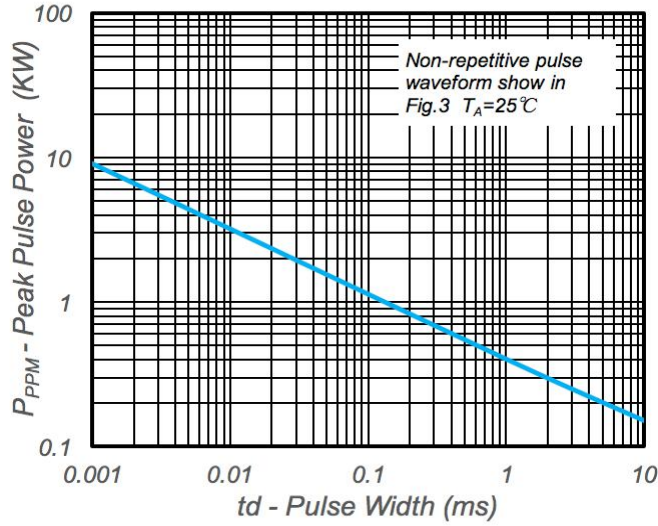


Fig.1 Peak Pulse Power Rating

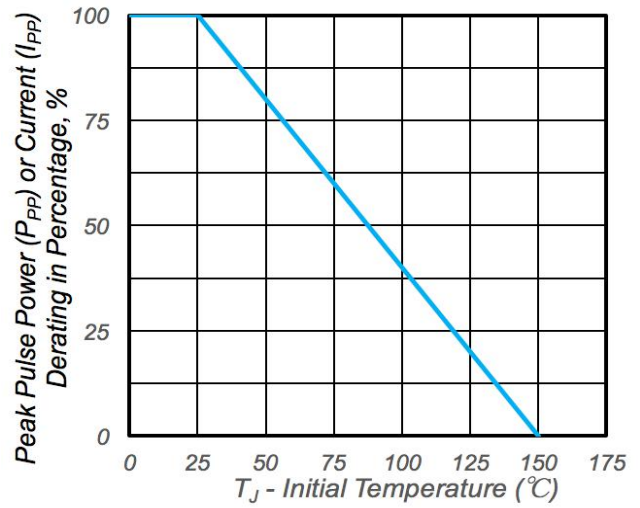


Fig.2 Pulse Derating Curve

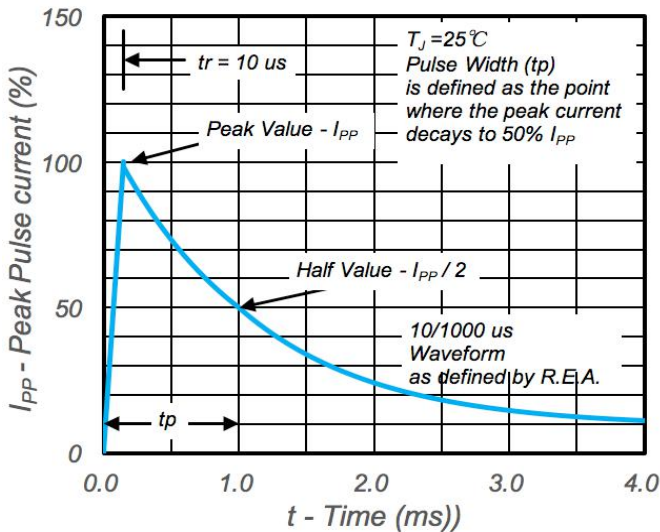


Fig.3 Pulse Waveform

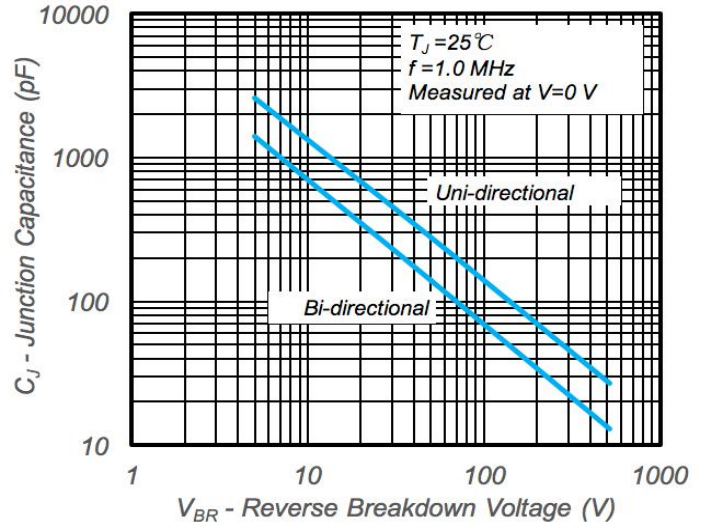


Fig.4 Typical Junction Capacitance

Package Outline Dimensions: SMA(DO-214AC)

Dim	Millimeters		Inches	
	Min	Max	Min	Max
L	4.1	4.3	0.161	0.169
D	2.5	2.7	0.098	0.106
D1	1.3	1.5	0.051	0.059
T	4.8	5.2	0.189	0.205
T1	0.9	1.5	0.035	0.060
d	-	0.2	-	0.008
H	2.05	2.35	0.081	0.093
H1	2.0	2.2	0.079	0.087