



NOTES:

SPECIFICATION:

1. CURRENT RATING: 3.0A MAX
2. DIELECTRIC WITHSTAND VOLTAGE: 100VAC
3. TEMPERATURE RANGE: -30 °C ~ 85 °C
4. CONTACT RESISTANCE: 40 MILLIONHM MAX
5. INSULATION RESISTANCE: 100 MEGOHMS MIN.
6. INSERTION FORCE : 5N~20N
7. UNMATING FORCE: 8N~20N
8. DURABILITY:5000 CYCLES

PIN ASSIGNMENT

PIN NO.	A12&B12	A4&B4
SINGAL NAME	GND	VBUS
PCB PAD NO.	C1	C2

INTERFACE(FRONT VIEW)

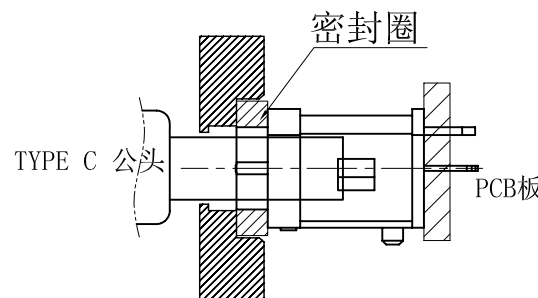
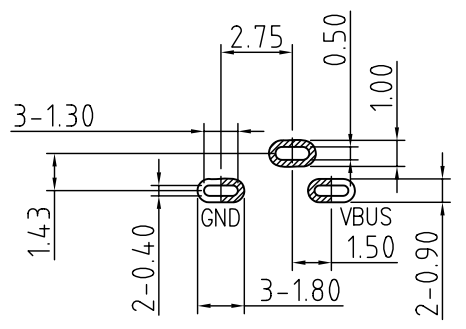
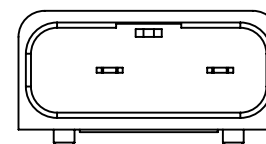
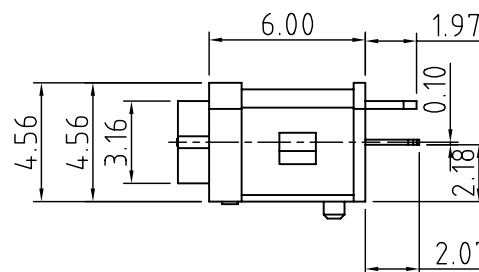
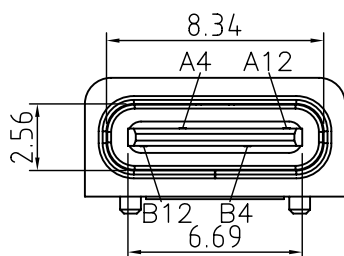
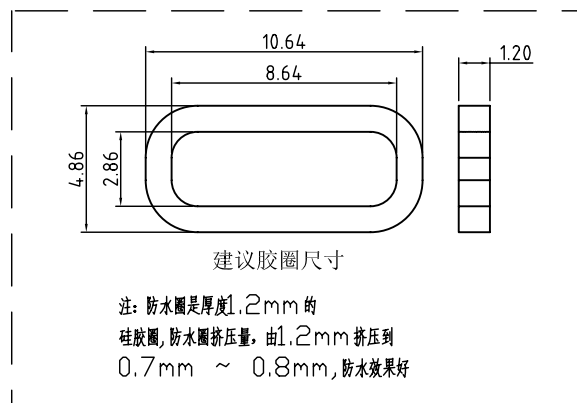
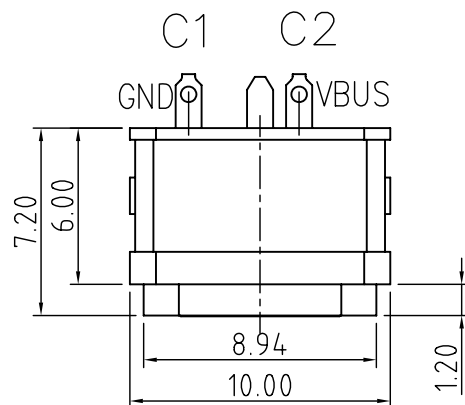
A1	A2	A3	A4	A5	A6	A7	A8	A9	A10	A11	A12
			VBUS								GND
GND								VBUS			
B12	B11	B10	B9	B8	B7	B6	B5	B4	B3	B2	B1

5	Shell12	1	SUS304 Ni Plating T=0.20mm	Ni:40~120u";
4	Shell11	1	SUS304 Ni Plating T=0.3mm	Ni:40~120u";
3	Housing2	1	LCP (G. F30%)	
2	Contact	4	Phosphor bronze C5210R-EH Au/Ni Plating T=0.20mm	Ni:40~160u"; Au:CONTACT AREA:3u", OTHER AREA:G/F
1	Housing	1	PA9T (G. F30%)	
ITEM	PARTNAME	Q' TY	FINISH	NOTE



深圳市华宇创精密电子有限公司

TOLERANCE: X.X ±0.30 X.XX ±0.25 X.XXX ±0.15 X.' ±2' X.X' ±0.5'	DRAWN BY : 陈一鸣	DATE : 2014-02-23	PART NAME: USB TYPE C 母座立式防水2P
	CHECKED BY : 马跃	DATE : 2014-02-23	PART NO. : HYCW265-USBC02-720B
UNIT: mm [inch] SCALE:1:1 SIZE: A4	APPROVED BY : 邱敏	DATE : 2014-02-23	DRAW NO. : HYC-2105251701
			SHEET NO. : 1 OF 1



组装示意图

RECOMMENDED PCB LAYOUT(TOP VIEW)

THICKNESS T=1.0mm
DEFAULT TOLERANCE+/-0.05