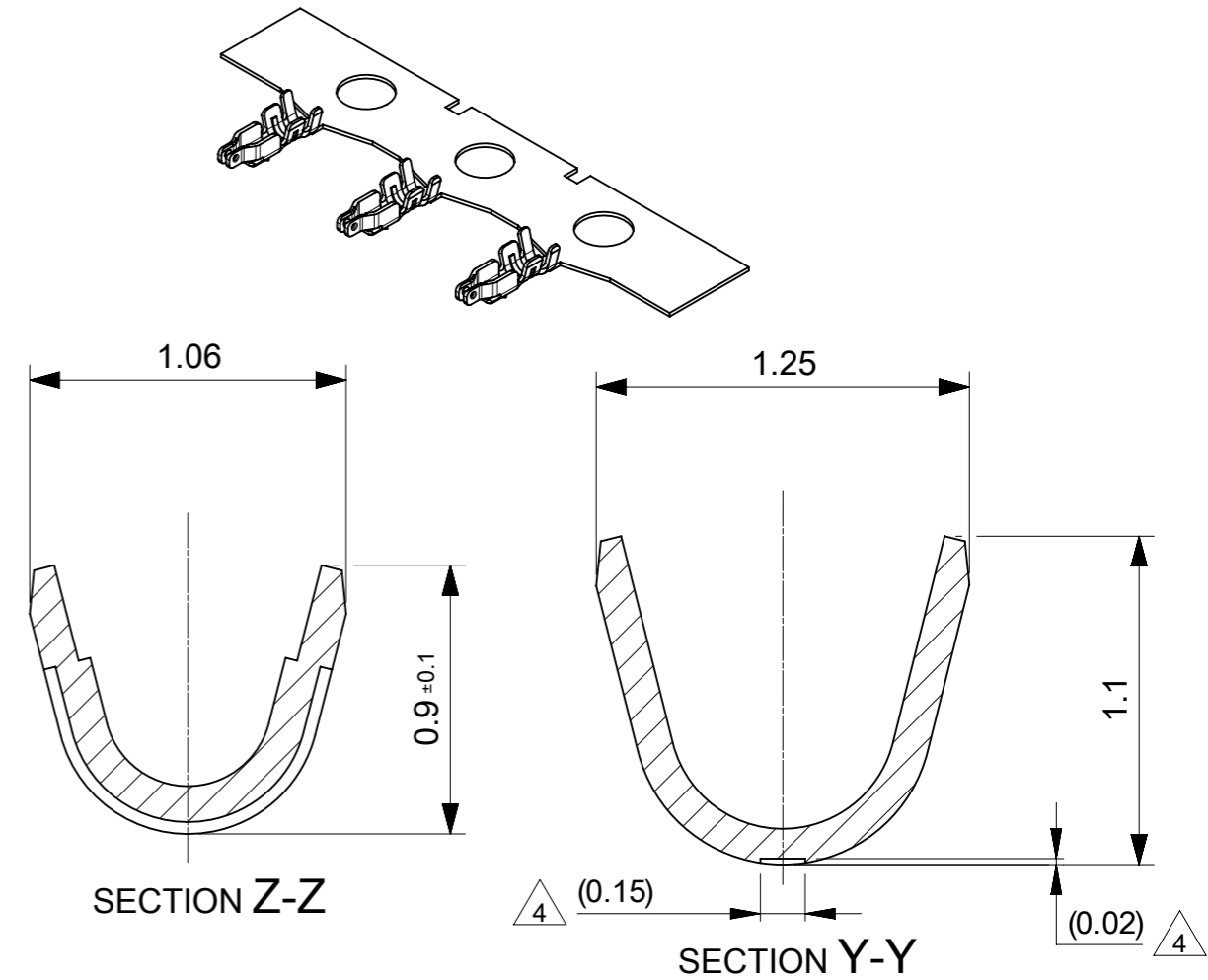
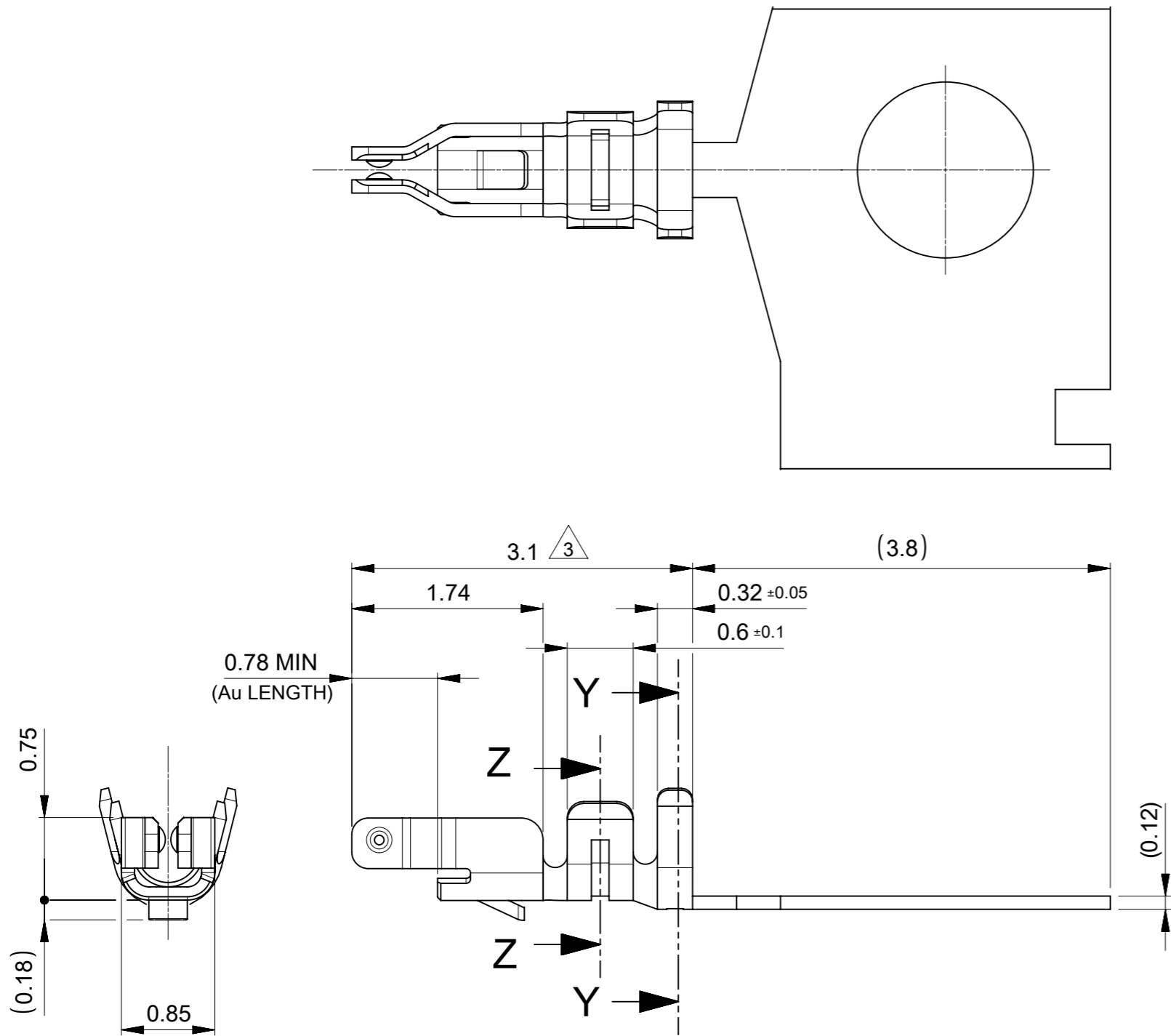


**NOTE**

- △1 材料及び仕上げ(めっき仕様) : TABLE 1 参照  
MATERIAL AND FINISHES : SEE TABLE 1
- △2 適合製品及び各種仕様書についてはSHEET 2を参照。  
PLEASE REFER TO SHEET 2 FOR APPLICABLE PRODUCTS AND SPECIFICATIONS.
- △3 ターミナル部に、傷、打痕、汚れなどを付けないようにして下さい。  
PLEASE DO NOT SCRATCH, BRUISE AND STAIN IN THE TERMINAL AREA.
- △4 ツールを判別するための印となります。  
OPTIONAL TOOL MARK FOR TOOL RECOGNITION PURPOSE.
- 5. ELV及びRoHS適合品。  
ELV & RoHS COMPLIANT.



△1 TABLE 1

部品 PART	発注番号 ORDER No	781720410	781720411
ターミナル TERMINAL	材料 MATERIAL	りん青銅 PHOSPHOR BRONZE	コルソン銅 CORSON COPPER
	下地めっき UNDER PLATING	ニッケルめっき : 1.0 micro-meter MIN NICKEL PLATING : 1.0 micro-meter MIN	
	接点部 CONTACT AREA	金めっき : 0.1 micro-meter MIN GOLD PLATING : 0.1 micro-meter MIN	

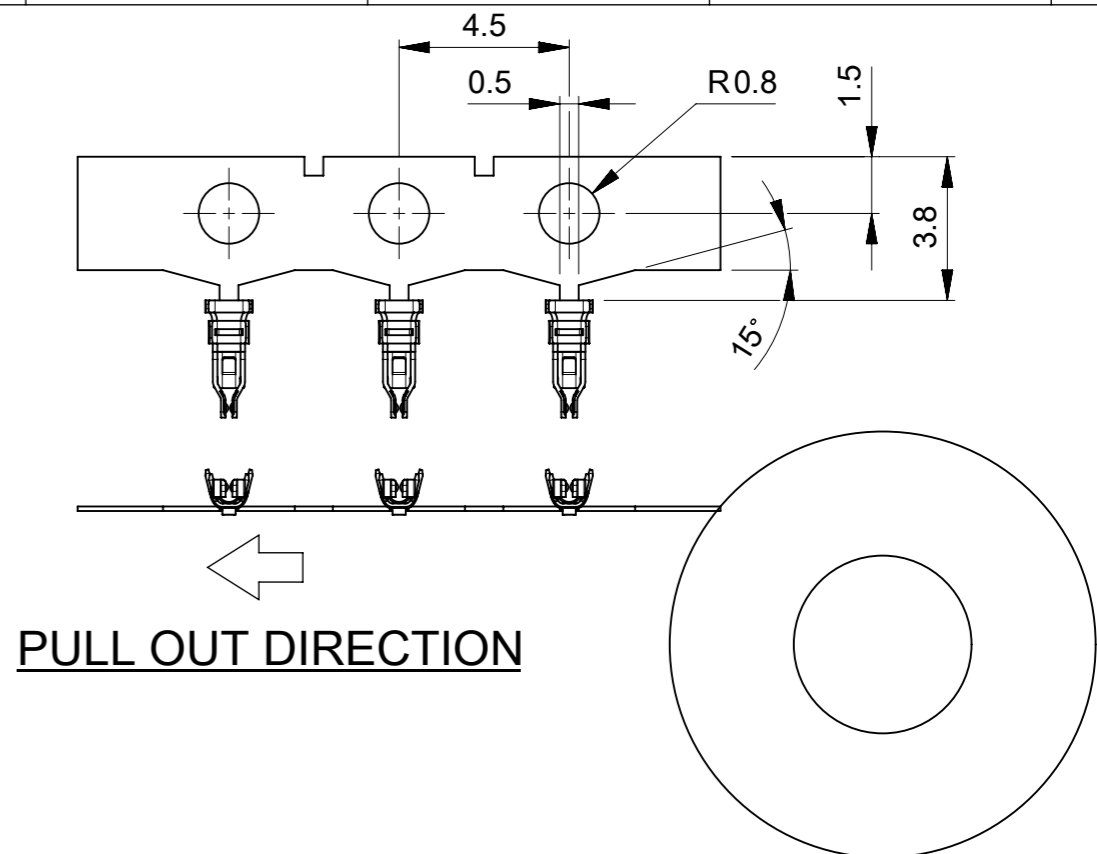
Ø0.5-0.7mm	AWG#28-30	リール REEL	連鎖状 CHAIN	781720410 781720411
電線被覆外形範囲 INS DIAMETER RANGE	適用電線範囲 WIRE RANGE	梱包形態 PACKAGING	端子形状 FORM	発注番号 ORDER No

THIS DRAWING CONTAINS INFORMATION THAT IS PROPRIETARY TO MOLEX ELECTRONIC TECHNOLOGIES, LLC AND SHOULD NOT BE USED WITHOUT WRITTEN PERMISSION

DIMENSION UNITS mm	SCALE NTS	CURRENT REV DESC: REDRAWN		
GENERAL TOLERANCES (UNLESS SPECIFIED)		<p><b>molex</b></p> <p>PICO-EZMATE 1.2 WIRE TO BOARD CONNECTOR RECEPTACLE CRIMP TERMINAL</p> <p>PRODUCT CUSTOMER DRAWING</p>		
ANGULAR TOL	± 1.0 °			
4 PLACES	± 0.2	EC NO: 677119	2018/06/21	
3 PLACES	± 0.2	DRWN: SNAKAMURA08	2022/06/06	
2 PLACES	± 0.2	CHK'D: SAKIYAMA	2022/06/07	
1 PLACE	± 0.2	APPR: AIDA		
0 PLACES	± 0.2	INITIAL REVISION:		
DRAFT WHERE APPLICABLE MUST REMAIN WITHIN DIMENSIONS		DRWN: SNAKAMURA08	2018/06/21	
THIRD ANGLE PROJECTION		APPR: AIDA	2022/06/07	
DRAWING A3-SIZE	SERIES 78172	DOCUMENT NUMBER 781720400-SD	DOC TYPE PSD	DOC PART 000
MATERIAL NUMBER SEE CHART	CUSTOMER GENERAL	REVISION A	SHEET NUMBER 1 OF 2	

△ 2 適合製品および各種仕様書  
 APPLICABLE PRODUCTS AND SPECIFICATIONS

梱包仕様書 PACKAGING SPECIFICATION	PART NUMBER	SPECIFICATION NUMBER
	781720410 781720411	SPK-78172-003
極数 CIRCUIT NUMBER	2-5 CIRCUIT	6-7 CIRCUIT
適合ハウジング APPLICABLE HOUSING	78172000*	78172500*
嵌合相手 MATE WITH	GOLD PLATING	
	78171000*	78171500*
製品仕様書 PRODUCT SPECIFICATION	781720000-PS 000	
取扱説明書 APPLICATION SPECIFICATION	AS-78172-001	

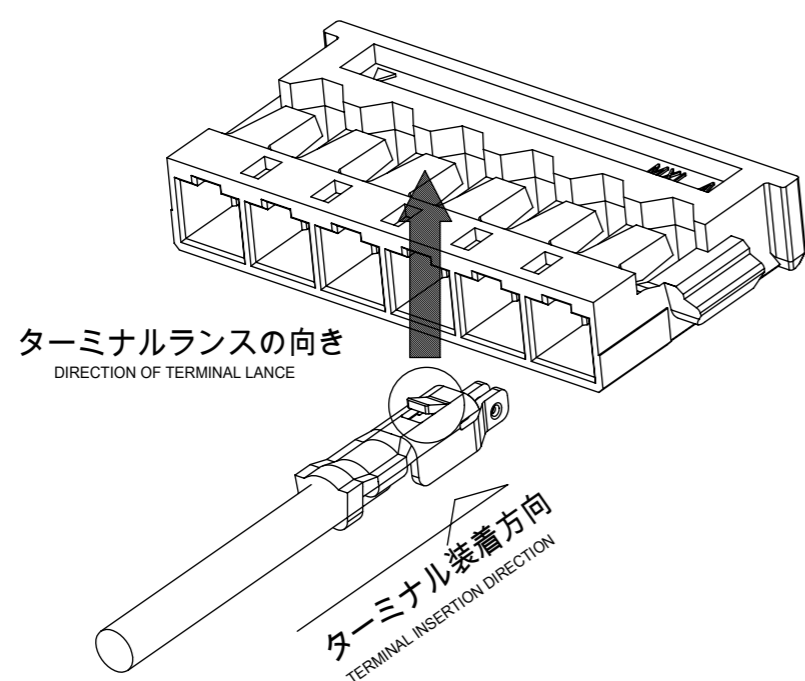


製品嵌合図は各嵌合相手、図面参照のこと

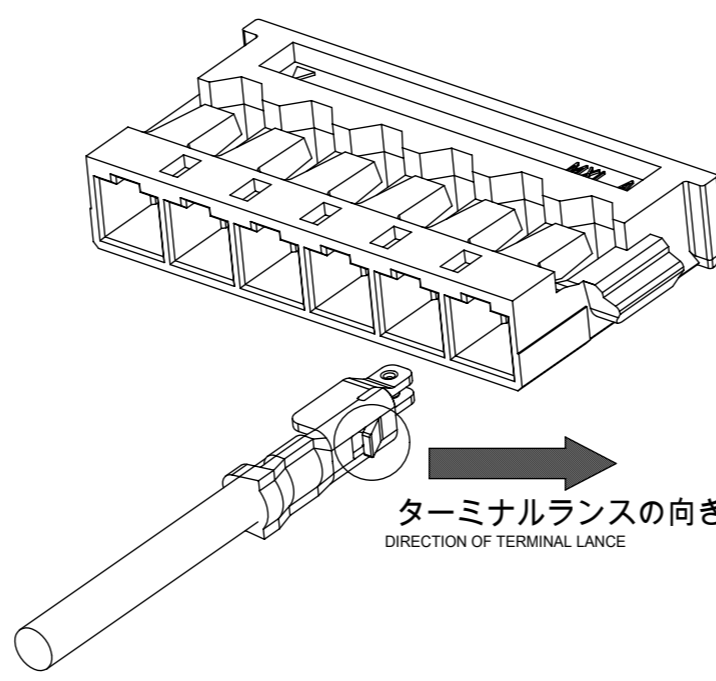
MATING VIEW: REFER TO EACH "MATE WITH" PART DRAWING.

ターミナル装着時の向き  
 TERMINAL INSERTION DIRECTION

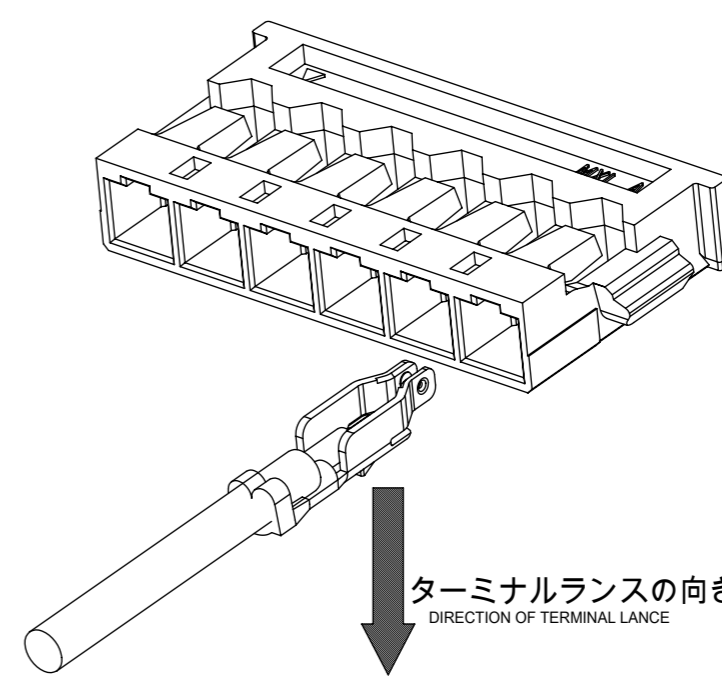
ハウジングへのターミナル装着時には下記に示しましたようにターミナルランスの方向に御注意願います。  
 NOTE THE DIRECTION OF THE TERMINAL LANCE WHEN THE TERMINAL ENTERS THE HOUSING (REFER TO THE BELOW FIGURE)



正規方向  
 GOOD



誤装着方向  
 NO GOOD



誤装着方向  
 NO GOOD

THIS DRAWING CONTAINS INFORMATION THAT IS PROPRIETARY TO MOLEX ELECTRONIC TECHNOLOGIES, LLC AND SHOULD NOT BE USED WITHOUT WRITTEN PERMISSION		CURRENT REV DESC: REDRAWN		<b>molex</b>	
DIMENSION UNITS	SCALE				
mm	NTS			PRODUCT CUSTOMER DRAWING	
GENERAL TOLERANCES (UNLESS SPECIFIED)		EC NO: 677119		DOCUMENT NUMBER	
ANGULAR TOL ± 1.0°		DRWN: SNAKAMURA08 2018/06/21		781720400-SD	
4 PLACES ± 0.2		CHK'D: SAKIYAMA 2022/06/06		DOC TYPE DOC PART REVISION	
3 PLACES ± 0.2		APPR: AIDA 2022/06/07		PSD 000 A	
2 PLACES ± 0.2		INITIAL REVISION:		MATERIAL NUMBER	
1 PLACE ± 0.2		DRWN: SNAKAMURA08 2018/06/21		CUSTOMER	
0 PLACES ± 0.2		APPR: AIDA 2022/06/07		GENERAL	
DRAFT WHERE APPLICABLE MUST REMAIN WITHIN DIMENSIONS		THIRD ANGLE PROJECTION	DRAWING	SERIES	SHEET NUMBER
			A3-SIZE	78172	2 OF 2