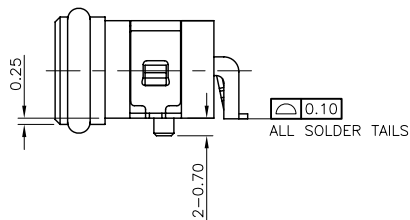
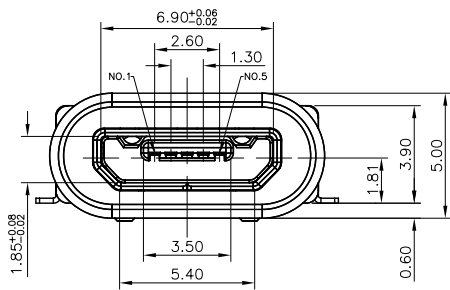
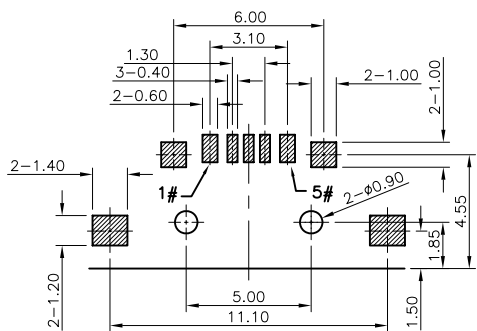


3D VIEW

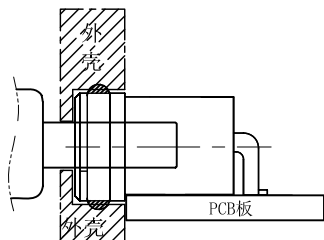


Contact Number	Signal Name	Remarks
1#	VBUS	Power
2#	D-	Date-
3#	D+	Date+
4#	ID	Reserve or Gound
5#	GND	Gound

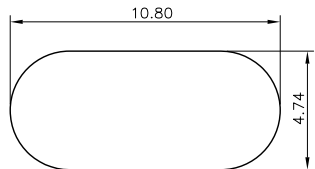
NO.	DESCRIPTION	QTY	MATERIAL	REMARK
⑦	Oval ring	1	Rubber	Black
⑥	Glue	1	-----	Black
⑤	U-shaped frame	1	Copper alloy or stainless	Nickel plated
④	Inner shell	1	Copper alloy or stainless	Nickel plated
③	Terminal	5	Copper alloy, 0.15t	Gold Plated On Contact Area.
②	Outer shell	1	High temperature thermoplastic	Black
①	Body	1	High temperature thermoplastic	Black



RECOMMENDED P.C.B. LAYOUT (TOP VIEW)
GENERAL TOLERANCE: ±0.05



组装示意图



建议开孔尺寸

SPECIFICATIONS:

- ELECTRICAL CHARACTERISTICS:
 - RATING: 3A(PIN1&5),0.5A(PIN2&3&4);
 - CONTACT RESISTANCE: 30 mΩ MAX.(INITIAL);
 - DIELECTRIC WITHSTANDING: 500V AC MIN.;
 - INSULATION RESISTANCE: 1000MΩ MIN.;
- DURABILITY: 10,000 CYCLES MIN.;
- INSERTION FORCE: 3.5Kgf (35N) Max.;
- EXTRACTION FORCE: 0.8Kgf (8N) Min.;
- WATER PROOFNESS: THIS PRODUCT IS BASED ON IPX7(1m,30min)
- PLUG INTERFACE DIMENSIONS COMFORM TO USB2.0 SPEC.
- PACKAGING: TAPE & REEL.



深圳市华宇创精密电子有限公司

TOLERANCE: X.X ±0.30 X.XX ±0.25 X.XXX ±0.15 X' ±2' X.X' ±0.5'	DRAWN BY : 陈一鸣	DATE : 2014-02-23	PART NAME: MICRO USB 5P B口 带防水胶圈 SMT
	CHECKED BY: 马跃	DATE : 2014-02-23	PART NO. HYCW195-USBD05-770B
UNIT: mm [inch] SCALE: 1:1 SIZE: A4	APPROVED BY: 邱敏	DATE : 2014-02-23	DRAW NO: HYC-USB18091015
			SHEET NO. 1 OF 1