

# SMD Power Inductor

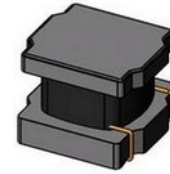
## CD4030MB/DS



Recommended Type

### Description

- Ferrite core construction
- Low profile resin-shielded
- LxWxH: 4.2x4.2x3.0mm Max.
- Product weight: 0.25g(Ref.)
- Moisture Sensitivity Level: 1



### Environmental Data

- Operating temperature range: -40°C~+105°C (including coil's self temperature rise)
- Storage temperature range: -40°C~+105°C

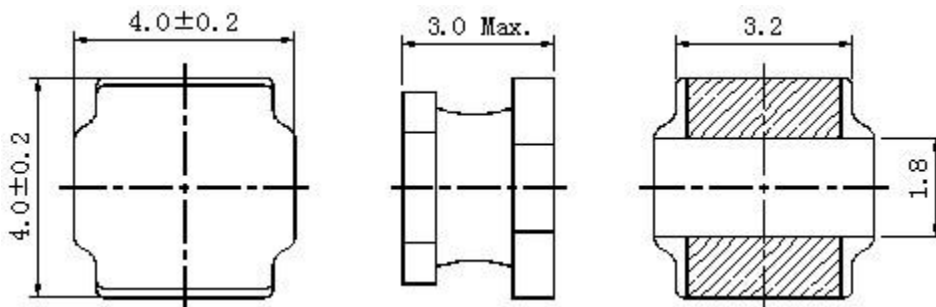
### Packaging

- Carrier tape and reel packaging
- 2000pcs per reel

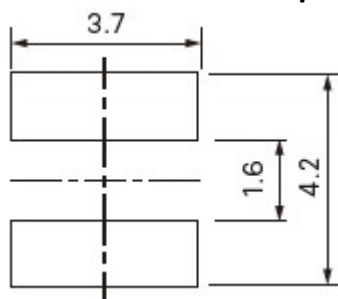
### Applications

- DC/DC converter for CPU in notebook PC, smartphone, LCD displays, HDDs, DVDs, SSDs, DVCs, DSCs, PDAs etc.

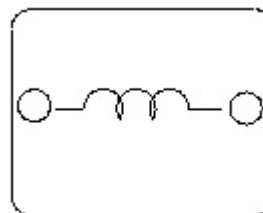
### Dimension - [mm]



### Recommended Land pattern - [mm]



### Wire Connection



# SMD Power Inductor

## CD4030MB/DS



### Electrical Characteristics

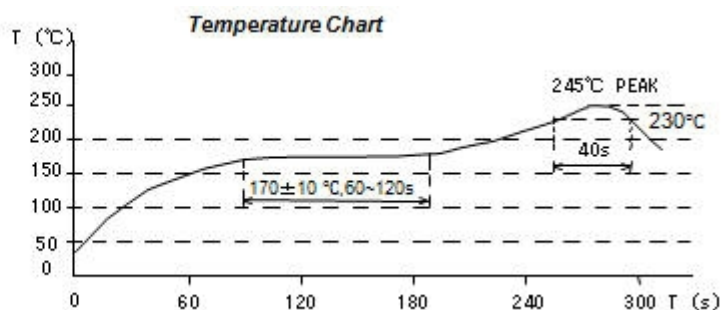
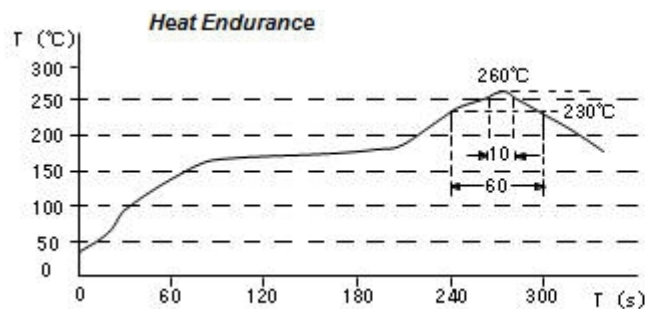
Part Number	Inductance [Within] ( $\mu\text{H}$ ) ※1	D.C.R. at 20°C Max.(Typ.) (m $\Omega$ )	Saturation Current (A) Max.(Typ.) ※2	Temperature Rise Current (A) Max.(Typ.) ※3
CD4030MBDS-1R0NC	1.00 $\pm$ 30%	26.00 (21.00)	5.80 (6.80)	(3.60)
CD4030MBDS-1R2NC	1.20 $\pm$ 30%	26.00 (21.00)	5.10 (6.00)	(3.50)
CD4030MBDS-1R5NC	1.50 $\pm$ 30%	30.00 (25.00)	5.00 (5.80)	(3.40)
CD4030MBDS-2R2MC	2.20 $\pm$ 20%	44.00 (36.00)	4.10 (4.80)	(3.00)
CD4030MBDS-3R3MC	3.30 $\pm$ 20%	52.00 (43.00)	3.10 (3.70)	(2.70)
CD4030MBDS-4R7MC	4.70 $\pm$ 20%	75.00 (62.00)	2.40 (2.80)	(2.20)
CD4030MBDS-6R8MC	6.80 $\pm$ 20%	101 (84.00)	2.20 (2.60)	(1.90)
CD4030MBDS-100MC	10.00 $\pm$ 20%	132 (110)	1.80 (2.10)	(1.50)
CD4030MBDS-120MC	12.00 $\pm$ 20%	162 (135)	1.70 (2.00)	(1.40)
CD4030MBDS-150MC	15.00 $\pm$ 20%	245 (204)	1.60 (1.90)	(1.20)
CD4030MBDS-180MC	18.00 $\pm$ 20%	282 (235)	1.50 (1.80)	(1.10)
CD4030MBDS-220MC	22.00 $\pm$ 20%	288 (240)	1.30 (1.50)	(1.05)
CD4030MBDS-330MC	33.00 $\pm$ 20%	504 (420)	1.00 (1.20)	(0.85)
CD4030MBDS-470MC	47.00 $\pm$ 20%	792 (660)	0.90 (1.10)	(0.64)

※1 Measuring frequency inductance at 100kHz 1V.

※2 Saturation current: This indicates the value of D.C. current when the inductance becomes 30% lower than its initial value.

※3 Temperature rise current: The actual value of D.C. current when the temperature of coil becomes  $\Delta T=40^\circ\text{C}$  ( $T_a=25^\circ\text{C}$ ).

### Solder Reflow Condition



# SMD Power Inductor

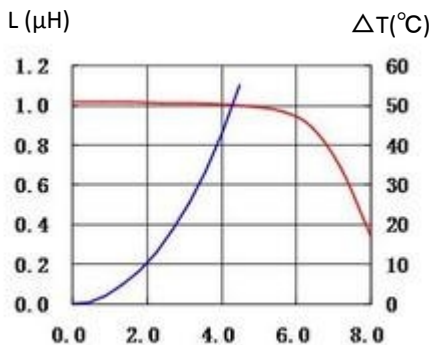
## CD4030MB/DS



### Saturation Current & Temperature Rise Graph

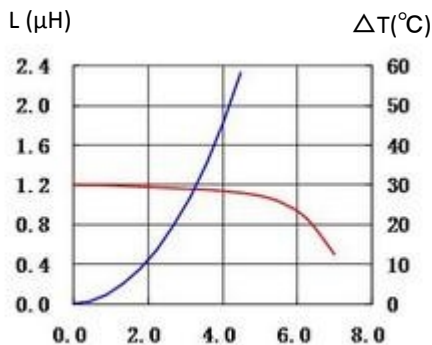
— L (20°C) —  $\Delta T$

1. CD4030MBDS-1R0NC



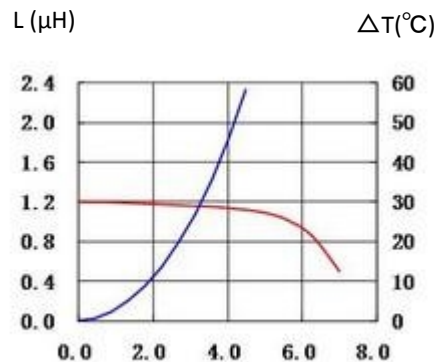
DC(A)

2. CD4030MBDS-1R2NC



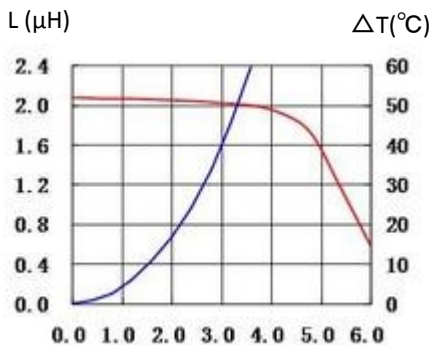
DC(A)

3. CD4030MBDS-1R5NC



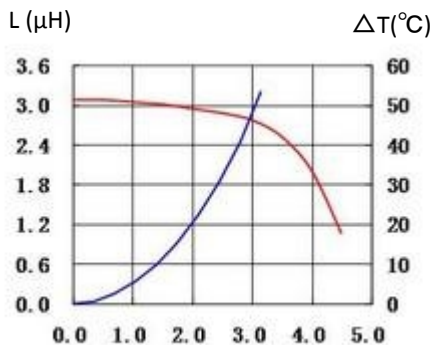
DC(A)

4. CD4030MBDS-2R2MC



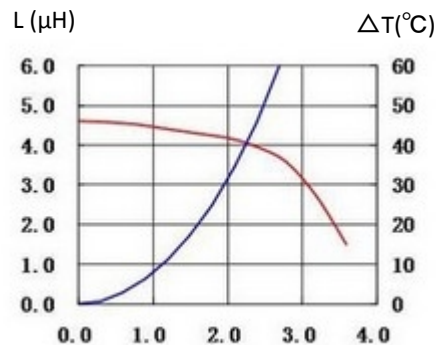
DC(A)

5. CD4030MBDS-3R3MC



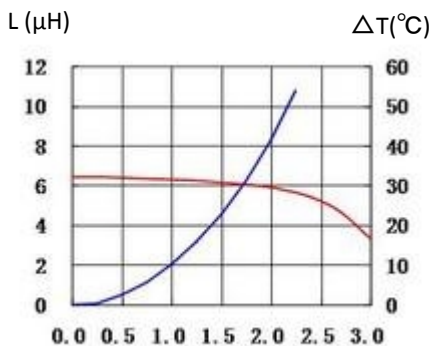
DC(A)

6. CD4030MBDS-4R7MC



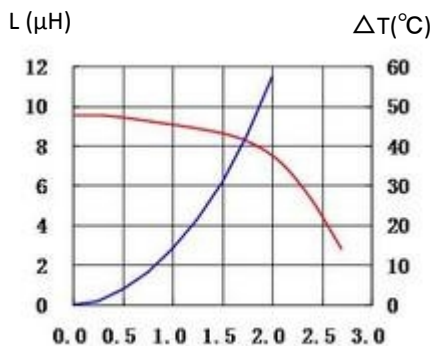
DC(A)

7. CD4030MBDS-6R8MC



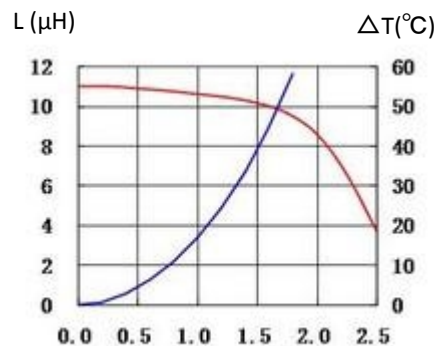
DC(A)

8. CD4030MBDS-100MC



DC(A)

9. CD4030MBDS-120MC



DC(A)

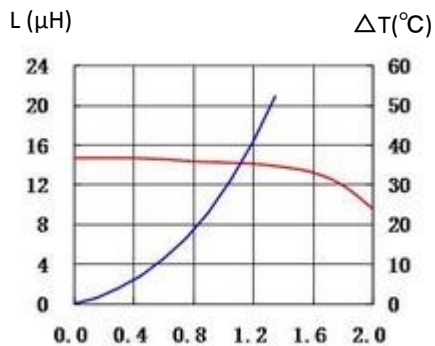
Note: This specification is subject to change without notice. Please contact your nearest sales office for updated information when placing an order.

# SMD Power Inductor

## CD4030MB/DS

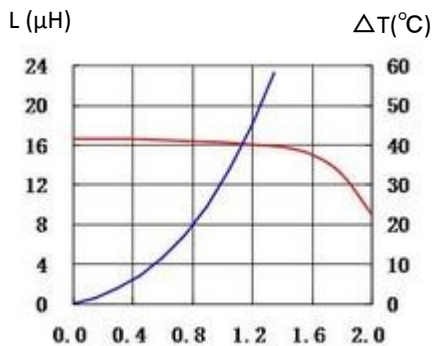


10. CD4030MBDS-150MC



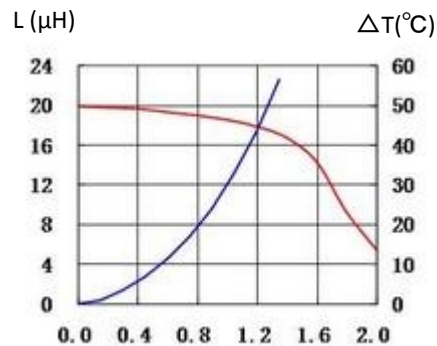
DC(A)

11. CD4030MBDS-180MC



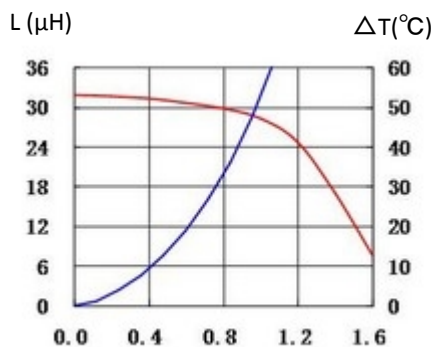
DC(A)

12. CD4030MBDS-220MC



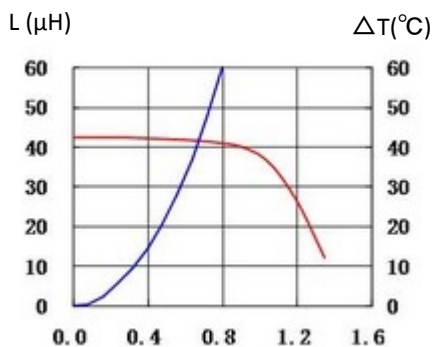
DC(A)

13. CD4030MBDS-330MC



DC(A)

14. CD4030MBDS-470MC



DC(A)



For sales office information, please [click here](#) to visit our website.