

4

3

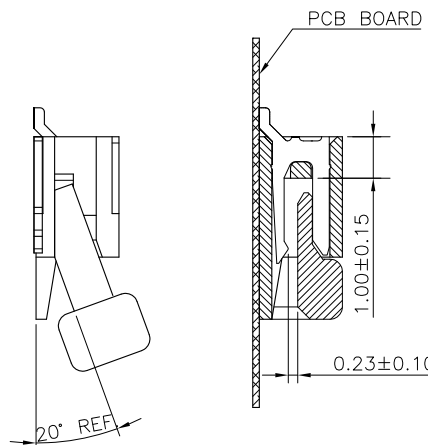
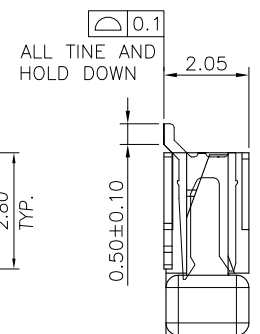
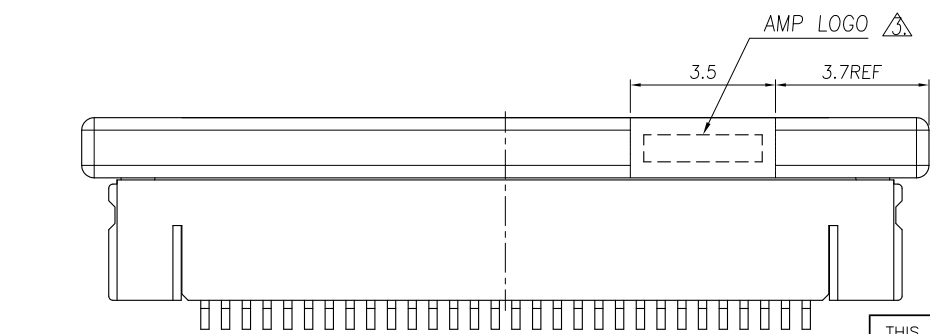
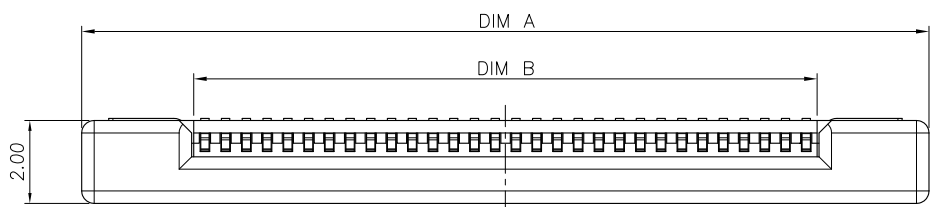
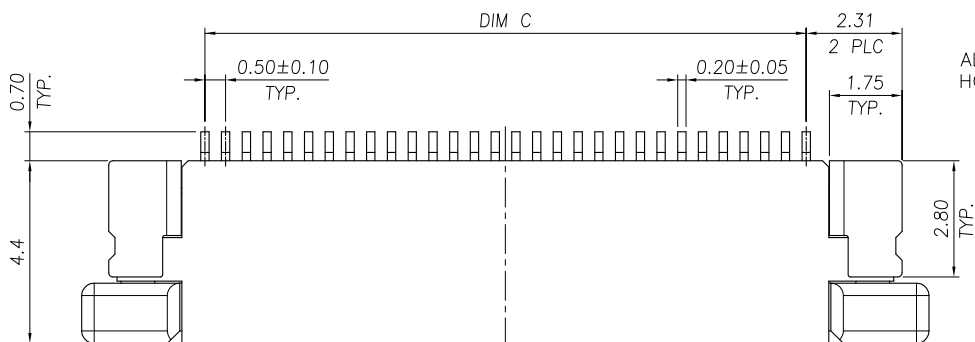
2

1

THIS DRAWING IS UNPUBLISHED. RELEASED FOR PUBLICATION AUG, 2006.

© COPYRIGHT BY TYCO ELECTRONICS CORPORATION. ALL RIGHTS RESERVED.

LOC	DIST	REVISIONS			
P	LTR	DESCRIPTION	DATE	DWN	APVD
DW	-	C	REVISED (ECR-13-003844)	04JUN13	JL WK



24.50	25.60	30.43	50	5-1734592-0
24.00	25.10	29.93	49	4-1734592-9
23.50	24.60	29.43	48	4-1734592-8
23.00	24.10	28.93	47	4-1734592-7
22.50	23.60	28.43	46	4-1734592-6
22.00	23.10	27.63	45	4-1734592-5
21.50	22.60	27.43	44	4-1734592-4
21.00	22.10	26.93	43	4-1734592-3
20.50	21.60	26.43	42	4-1734592-2
20.00	21.10	25.93	41	4-1734592-1
19.50	20.60	25.43	40	4-1734592-0
19.00	20.10	24.93	39	3-1734592-9
18.50	19.60	24.43	38	3-1734592-8
18.00	19.10	23.93	37	3-1734592-7
17.50	18.60	23.43	36	3-1734592-6
17.00	18.10	22.93	35	3-1734592-5
16.50	17.60	22.43	34	3-1734592-4
16.00	17.10	21.93	33	3-1734592-3
15.50	16.60	21.43	32	3-1734592-2
15.00	16.10	20.93	31	3-1734592-1
14.50	15.60	20.43	30	3-1734592-0
14.00	15.10	19.93	29	2-1734592-9
13.50	14.60	19.43	28	2-1734592-8
13.00	14.10	18.93	27	2-1734592-7
12.50	13.60	18.43	26	2-1734592-6
12.00	13.10	17.93	25	2-1734592-5
11.50	12.60	17.43	24	2-1734592-4
11.00	12.10	16.93	23	2-1734592-3
10.50	11.60	16.43	22	2-1734592-2
10.00	11.10	15.93	21	2-1734592-1
9.50	10.60	15.43	20	2-1734592-0
9.00	10.10	14.93	19	1-1734592-9
8.50	9.60	14.43	18	1-1734592-8
8.00	9.10	13.93	17	1-1734592-7
7.50	8.60	13.43	16	1-1734592-6
7.00	8.10	12.93	15	1-1734592-5
6.50	7.60	12.43	14	1-1734592-4
6.00	7.10	11.93	13	1-1734592-3
5.50	6.60	11.43	12	1-1734592-2
5.00	6.10	10.93	11	1-1734592-1
4.50	5.60	10.43	10	1-1734592-0
4.00	5.10	9.93	09	0-1734592-9
3.50	4.60	9.43	08	0-1734592-8
3.00	4.10	8.93	07	0-1734592-7
2.50	3.60	8.43	06	0-1734592-6
2.00	3.10	7.93	05	0-1734592-5
C	B	A	POS.	PART NUMBER
DIMENSIONS				

NOTE:  
 1. MATERIAL:  
 HOUSING: THERMOPLASTIC(LCP),  
 UL 94V-0, COLOR: NATURE.  
 ACTUATOR: THERMOPLASTIC, UL 94 V-0,  
 COLOR: IVORY.  
 HOLD DOWN: PHOSPHOR BRONZE.  
 CONTACT: PHOSPHOR BRONZE.  
 2. FINISH:  
 CONTACT: GOLD FLASH OVER ALL,  
 50u" MIN. NICKEL UNDERPLATED ALL OVER.  
 HOLD DOWN: 100u" MIN. BRIGHT TIN PLATING OVER,  
 50u" MIN. NICKEL UNDERPLATED ALL OVER.  
 ⚠ WITHOUT AMP LOGO FOR 12 POSITION UNDER

THIS DRAWING IS A CONTROLLED DOCUMENT.		DWN J. LAI 15APR2009	<b>STE</b> TE Connectivity	
		CHK S. CHIEN 15APR2009		
DIMENSIONS: MM		APVD W. KODAMA 15APR2009	NAME FPC CONNECTOR, 0.5mm PITCH, BOTTOM CONTACT, SMT TYPE.	
TOLERANCES UNLESS OTHERWISE SPECIFIED: 0 PLC ± - 1 PLC ± 0.35 2 PLC ± 0.25 3 PLC ± - 4 PLC ± - ANGLES ± 3°		PRODUCT SPEC 108-57523		
MATERIAL SEE NOTE		QUALIFICATION TEST REPORT 501-57598	SIZE A3	CAGE CODE 00779
FINISH SEE NOTE		WEIGHT - GRAMS	DRAWING NO C=1734592	RESTRICTED TO -
CUSTOMER DRAWING			SCALE -	SHEET 1 OF 3
			REV C	

4

3

2

1

THIS DRAWING IS UNPUBLISHED.

RELEASED FOR PUBLICATION

AUG ,2006.

© COPYRIGHT BY TYCO ELECTRONICS CORPORATION.

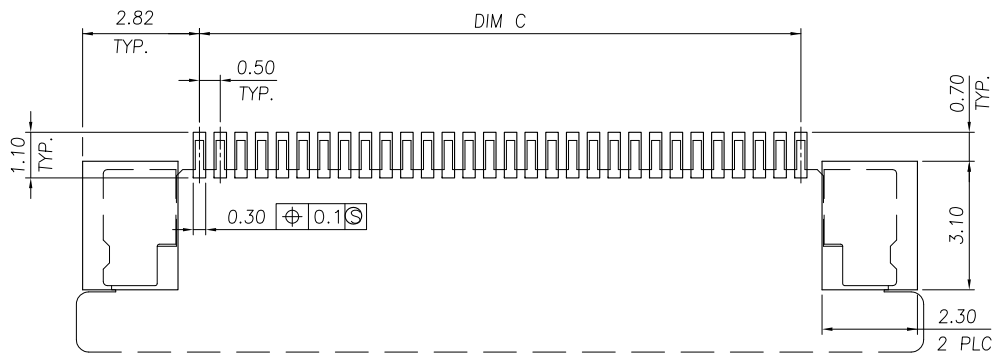
ALL RIGHTS RESERVED.

LOC DW

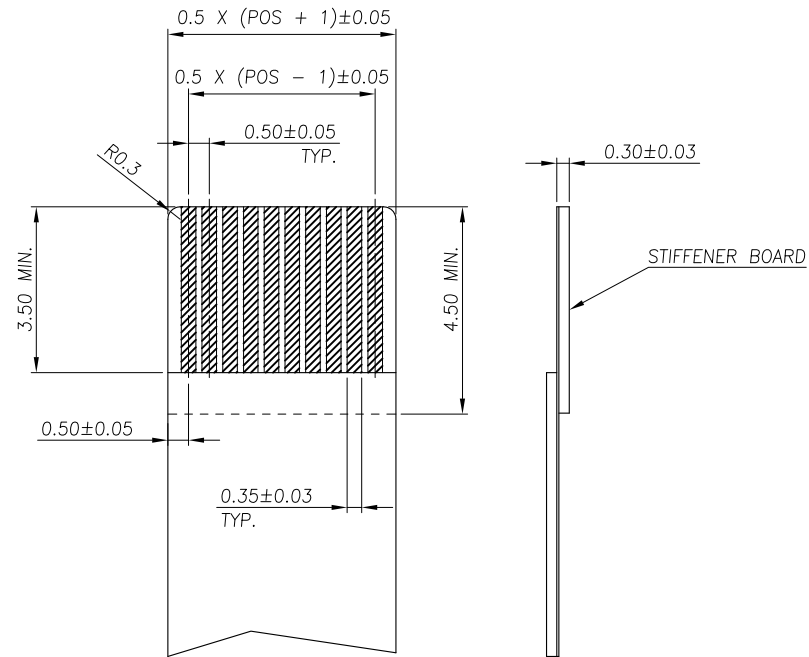
DIST

REVISIONS

P	LTR	DESCRIPTION	DATE	DWN	APVD
		SEE SHEET 1.			



RECOMMENDED PCB DIMENSIONS DIAGRAM  
TOLERANCE ± 0.05



RECOMMENDED FPC DIMENSIONS DIAGRAM  
TOLERANCE ± 0.05

THIS DRAWING IS A CONTROLLED DOCUMENT.		DWN	<b>STE</b> TE Connectivity	
DIMENSIONS: MM		CHK		
TOLERANCES UNLESS OTHERWISE SPECIFIED:		APVD	NAME	
0 PLC ± -		PRODUCT SPEC	FPC CONNECTOR, 0.5mm PITCH, BOTTOM CONTACT, SMT TYPE.	
1 PLC ± 0.35		APPLICATION SPEC	SIZE	CAGE CODE
2 PLC ± 0.25		WEIGHT	A3	00779
3 PLC ± -		CUSTOMER DRAWING	DRAWING NO	RESTRICTED TO
4 PLC ± -			G=1734592	
ANGLES ± 3°			SCALE	SHEET
MATERIAL	FINISH			2 OF 3
				REV C

LOC	DIST	REVISIONS			
P	LTR	DESCRIPTION	DATE	DWN	APVD
SEE SHEET 1.					



NOTE :

1. TAPE REEL:  
DIAMETER: 13", THICKNESS : 0.35±0.05mm.
2. CARTON:  
SIZE: 350mm(L)X 350mm(W)X 340mm(H).

APQ (PCS/CARTON)	PPQ (PCS/REEL)	D	C	B	A	POS.
12000	2000	44.00	26.70	30.55	31.50	50
		44.00	26.20	30.05	31.00	49
		44.00	25.70	29.55	30.50	48
		44.00	25.20	29.05	30.00	47
		44.00	24.70	28.55	29.50	46
		44.00	24.20	28.05	29.00	45
		44.00	23.70	27.55	28.50	44
		44.00	23.20	27.05	28.00	43
		44.00	22.70	26.55	27.50	42
		44.00	22.20	26.05	27.00	41
		44.00	21.70	25.55	26.50	40
		44.00	21.20	25.05	26.00	39
16000	2000	44.00	20.70	24.55	25.50	38
		44.00	20.20	24.05	25.00	37
		44.00	19.70	23.55	24.50	36
		44.00	19.20	23.05	24.00	35
		44.00	18.70	22.55	23.50	34
		44.00	18.20	22.05	23.00	33
		44.00	17.70	21.55	22.50	32
		44.00	17.20	21.05	22.00	31
		32.00	16.70	20.55	21.50	30
		32.00	16.20	20.05	21.00	29
		32.00	15.70	19.55	20.50	28
		20000	2000	32.00	15.20	19.05
32.00	14.70			18.55	19.50	26
32.00	14.20			18.05	19.00	25
32.00	13.70			17.55	18.50	24
32.00	13.20			17.05	18.00	23
32.00	12.70			16.55	17.50	22
32.00	12.20			16.05	17.00	21
24.00	11.70			15.55	16.50	20
24.00	11.20			15.05	16.00	19
24.00	10.70			14.55	15.50	18
24.00	10.20			14.05	15.00	17
24.00	9.70			13.55	14.50	16
24.00	9.20	13.05	14.00	15		
24.00	8.70	12.55	13.50	14		
24.00	8.20	12.05	13.00	13		
24.00	7.70	11.55	12.50	12		
24.00	7.20	11.05	12.00	11		
24.00	6.70	10.55	11.50	10		
24.00	6.20	10.05	11.00	09		
24.00	5.70	9.55	10.50	08		
24.00	5.20	9.05	10.00	07		
24.00	4.70	8.55	9.50	06		
24.00	4.20	8.05	9.00	05		

THIS DRAWING IS A CONTROLLED DOCUMENT.

DIMENSIONS: MM	TOLERANCES UNLESS OTHERWISE SPECIFIED:	DWN	CHK	APVD	PRODUCT SPEC	APPLICATION SPEC	WEIGHT	CUSTOMER DRAWING
0 PLC ± -	1 PLC ± -							
2 PLC ± -	3 PLC ± -							
4 PLC ± -	ANGLES ± -							
MATERIAL	FINISH							

**STE** TE Connectivity

NAME: FPC CONNECTOR, 0.5mm PITCH, BOTTOM CONTACT, SMT TYPE.

SIZE: A3 CAGE CODE: 00779 C=1734592 DRAWING NO: RESTRICTED TO

SCALE: SHEET 3 OF 3 REV C