

THIS DRAWING IS UNPUBLISHED.

RELEASED FOR PUBLICATION

2011

© COPYRIGHT 2000

ALL RIGHTS RESERVED.

LOC J

DIST

REVISIONS

P	LTR	DESCRIPTION	DATE	DWN	APVD
	CI	REVISED PER ECO-11-005140	05APR2011	RK	HMR

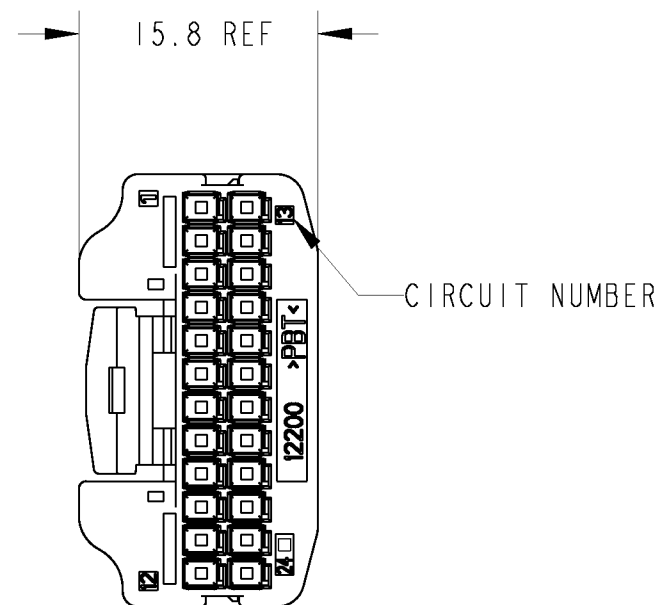
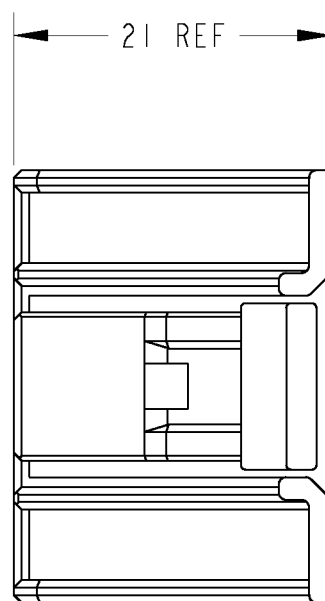
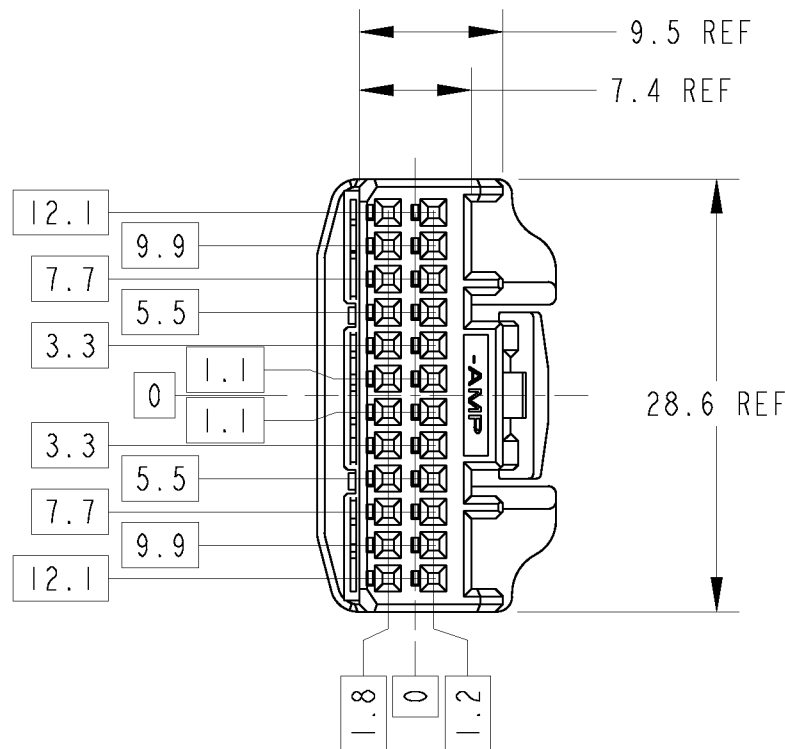


TABLE - 1

POS 極数	CAP ASSEMBLY PART NO キャップ 型番
24	1318853-1

TABLE - 2

		TERMINAL NO 端子型番	APPLICABLE WIRE RANGE 適用電線
SIGNAL 025	TIN	1123343-1	AVSS/CAVUS 0.3~0.5mm <sup>2</sup> AVSSH-f 0.3~0.5mm <sup>2</sup> CAVS 0.22~0.5mm <sup>2</sup>

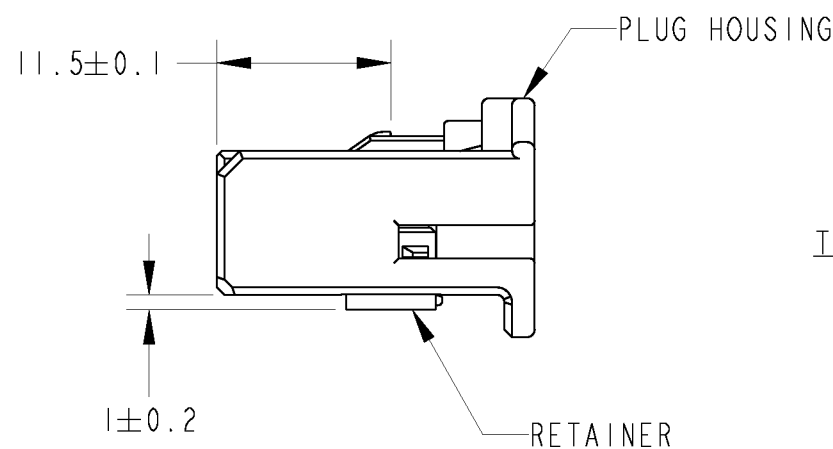


TABLE - 3

PAPER BOX ダンボール	PLASTIC BAG ビニール袋	COLOR	PART NUMBER
		BLACK $\Delta$ 7	1318917-2
		NATURAL $\Delta$ 7	1318917-1
OUTER 外装	INNER 内装	PACKING STYLE 梱包形態	
		COLOR	PART NUMBER

1. RETAINER SHOULD BE SET TO THE PRE- ASSEMBLY POSITION WITHIN THE PLUG HOUSING WHEN SHIPPED TO THE CUSTOMER
2. THE RETENTION LATCH OF THE RETAINER MUST BE OUT SIDE OF PLUG HOUSING WHEN PRE-ASSEMBLY
3. RETAINER RETENTION FORCE FROM HOUSING : 20N MIN
4. INSTRUCTION SHEET NO : 411-5928
5. PART NUMBER OF CAP HOUSING TO BE MATED : SEE TABLE - 1
6. APPLIED TERMINAL : SEE TABLE - 2
7. RETAINER IS THE SAME COLOR AS HOUSING.

1. プラグハウジングにリテーナーを仮止して出荷する
2. 仮止時リテーナー突起がハウジングの外側に出ていること
3. リテーナーの仮係止保持力は 20N 以上
4. 取扱い説明書 NO : 411-5928
5. 嵌合相手型番は TABLE - 1参照
6. 適用端子は TABLE - 2参照
7. リテーナーはハウジング本体と同色とする。

THIS DRAWING IS A CONTROLLED DOCUMENT.

DIMENSIONS: 単位: 概 mm	TOLERANCES UNLESS OTHERWISE SPECIFIED: 一般公差=±0.3
	0-PLC ±
	1-PLC ±0.1
	2-PLC ±0.01
	3-PLC ±0.001
	4-PLC ±0.0001
	ANGLES ±3'00"

MATERIAL PBT FINISH 仕上 SEE TABLE - 3

DWN	N. YASUDA	08MAR00
CHK	N. SAI	10MAR00
APVD	N. SAI	10MAR00
PRODUCT SPEC 製品規格	108-5668	
APPLICATION SPEC 取付適用規格	114-5250	
WEIGHT	3.68 g	

**STE** TE Connectivity

025 SERIES 24POSITION  
PLUG HOUSING ASSEMBLY

SIZE	CAGE CODE	DRAWING NO 番号	RESTRICTED TO
A3	00779	C=1318917	

CUSTOMER DRAWING SCALE 2:1 SHEET 1 OF 1 REV CI