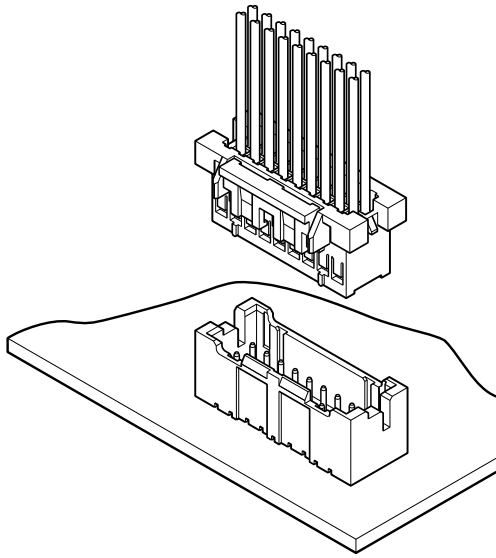


XAD CONNECTOR

2.5 mm pitch/Disconnectable Crimp style connectors



Dual-row construction connector with secure locking device.

- Secure locking device
- Solder crack preventive material
- Polarizing boss
- Mis-insertion preventive design

Specifications

- Current rating: 3 A AC/DC (AWG #20)
 - Voltage rating: 250 V AC/DC
 - Temperature range: -25°C to +85°C
(including temperature rise in applying electrical current)
 - Contact resistance: Initial value/10 mΩ max.
After environmental tests/ 20 mΩ max.
 - Insulation resistance: 1,000 MΩ min.
 - Withstanding voltage: 1,000 VAC/minute
 - Applicable wire: AWG #28 to #20
 - Applicable PC board thickness: 1.6 mm
- * In using the products, refer to "Handling Precautions for Terminals and Connectors" described on our website (Technical documents of Product information page).
- * RoHS2 compliance
- * Dimensional unit: mm
- * Contact JST for details.

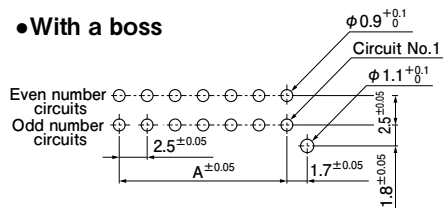
Standards

- Ⓜ Recognized E60389
- Ⓢ Certified LR20812
- Ⓡ R9851219

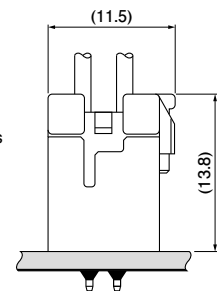
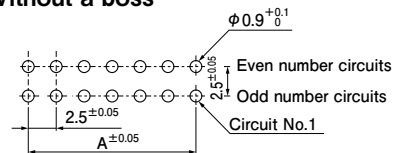
PC board layout and Assembly layout

Top entry type

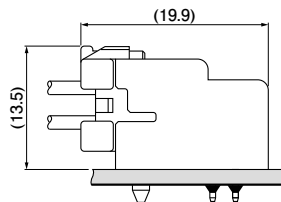
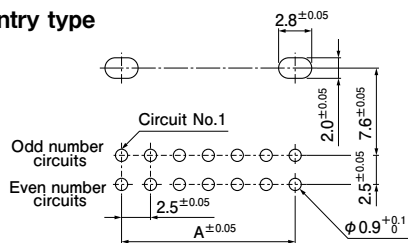
• With a boss



• Without a boss



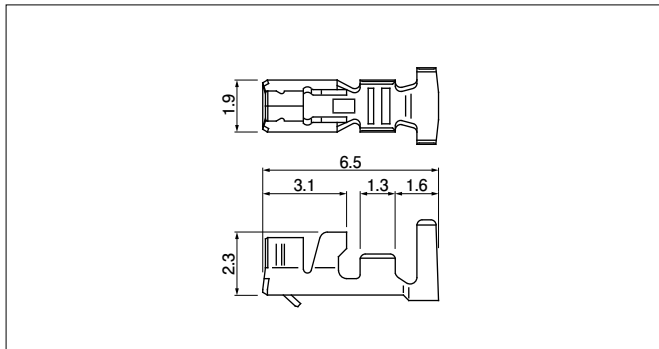
Side entry type



- Note: 1. The above figure is the figure viewed from the connector mounting side.
 2. Tolerances are non-cumulative: ± 0.05 mm for all centers.
 3. Hole dimension differ according to the type of PC board and piercing method. The dimensions above should serve as a guideline.
 Contact JST for details.

XAD CONNECTOR

Contact



Model No.	Applicable wire		Insulation O.D. (mm)	Q'ty/reel
	mm ²	AWG#		
SXA-01T-P0.6	0.22~0.5	24~20	1.5~1.9	8,000
SXA-001T-P0.6	0.08~0.33	28~22	0.8~1.9	8,000
SXA-001T-P0.6L	0.13~0.33	26~22	1.3~1.7	8,000

Material and Finish

Phosphor bronze, tin-plated (reflow treatment)

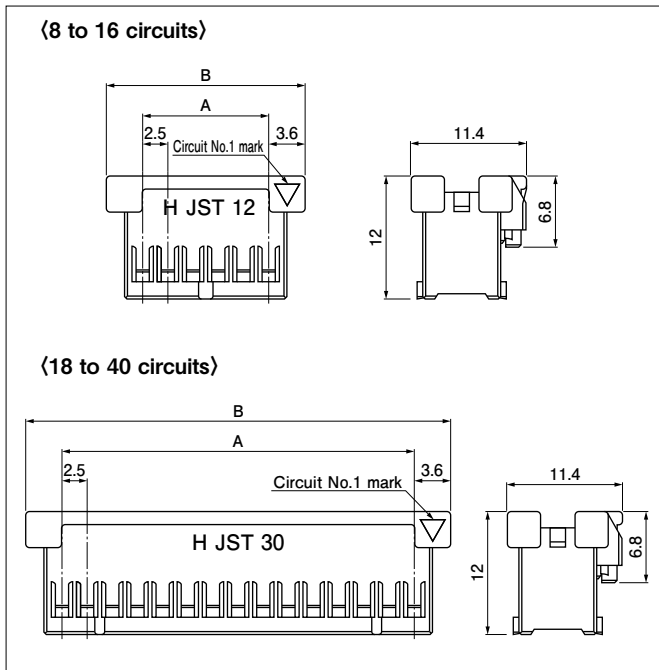
RoHS2 compliance

Note: 1. SXA-001T-P0.6L is low-insertion force type contact, for easier insertion/withdrawal, which would be less resistant to the vibration. The crimp height is different from the standard contact.
2. Contact JST for gold-plated products.

Contact	Crimping machine	Applicator		
		Crimp applicator	Dies	Crimp applicator with dies
SXA-01T-P0.6	AP-K2N	MKS-L	MK/SXA/M-01-06	APLMK SXA/M01-06
SXA-001T-P0.6			MK/SXA/M-001-06	APLMK SXA/M001-06
SXA-001T-P0.6L			MK/SXA/M-001-06L	APLMK SXA/M001-06L

Note: Contact JST for fully automatic crimping applicator.

Housing



No. of circuits	Model No.	Dimensions (mm)		Q'ty/bag
		A	B	
8	XADRP-08V	7.5	14.7	1,000
10	XADRP-10V	10.0	17.2	1,000
12	XADRP-12V	12.5	19.7	1,000
14	XADRP-14V	15.0	22.2	1,000
16	XADRP-16V	17.5	24.7	1,000
18	XADRP-18V	20.0	27.2	1,000
20	XADRP-20V	22.5	29.7	500
22	XADRP-22V	25.0	32.2	500
24	XADRP-24V	27.5	34.7	500
26	XADRP-26V	30.0	37.2	500
28	XADRP-28V	32.5	39.7	500
30	XADRP-30V	35.0	42.2	500
32	XADRP-32V	37.5	44.7	500
34	XADRP-34V	40.0	47.2	500
36	XADRP-36V	42.5	49.7	250
40	XADRP-40V	47.5	54.7	250

Material and Finish

PA 66, UL94V-0, natural (white)

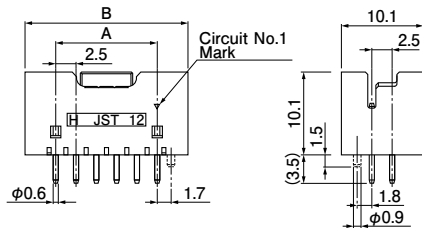
RoHS2 compliance

Note: Contact JST if retainers are required.

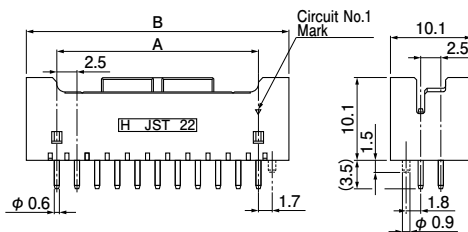
Header

Top entry type

(8 to 16 circuits)

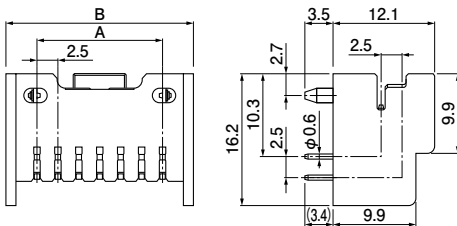


(18 to 40 circuits)

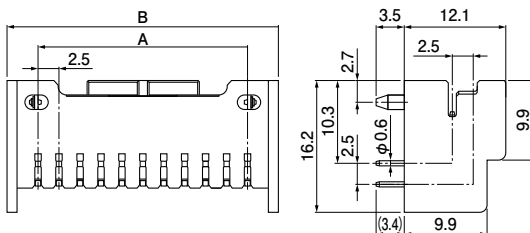


Side entry type

(8 to 16 circuits)



(18, 20, 26 circuits)



No. of circuits	Model No.			Dimensions (mm)		Q'ty/box	
	Top entry type		Side entry type	A	B	Top entry type	Side entry type
	Without a boss	With a boss					
8	B08B-XADSS-N	B08B-XADSS-N-A	S08B-XADSS-N	7.5	15.0	200	270
10	B10B-XADSS-N	B10B-XADSS-N-A	S10B-XADSS-N	10.0	17.5	200	234
12	B12B-XADSS-N	B12B-XADSS-N-A	S12B-XADSS-N	12.5	20.0	200	198
14	B14B-XADSS-N	B14B-XADSS-N-A	S14B-XADSS-N	15.0	22.5	150	180
16	B16B-XADSS-N	B16B-XADSS-N-A	S16B-XADSS-N	17.5	25.0	150	162
18	B18B-XADSS-N	B18B-XADSS-N-A	S18B-XADSS-N	20.0	27.5	150	144
20	B20B-XADSS-N	B20B-XADSS-N-A	S20B-XADSS-N	22.5	30.0	100	126
22	B22B-XADSS-N	B22B-XADSS-N-A	—	25.0	32.5	100	—
24	B24B-XADSS-N	B24B-XADSS-N-A	—	27.5	35.0	100	—
26	B26B-XADSS-N	B26B-XADSS-N-A	S26B-XADSS-N	30.0	37.5	100	108
28	B28B-XADSS-N	B28B-XADSS-N-A	—	32.5	40.0	100	—
30	B30B-XADSS-N	B30B-XADSS-N-A	—	35.0	42.5	50	—
32	B32B-XADSS-N	B32B-XADSS-N-A	—	37.5	45.0	50	—
34	B34B-XADSS-N	B34B-XADSS-N-A	—	40.0	47.5	50	—
36	B36B-XADSS-N	B36B-XADSS-N-A	—	42.5	50.0	50	—
40	B40B-XADSS-N	B40B-XADSS-N-A	—	47.5	55.0	50	—

Material and Finish

Pin: Copper alloy, copper-undercoated, tin-plated (reflow treatment)
Wafer: Glass-filled PA 66, UL94V-0, natural (white)

RoHS2 compliance This product displays (LF)(SN) on a label.
Note: Contact JST for the headers with gold-plated pins.

XAD CONNECTOR

Model number allocation

Contact

S XA - 001 T - P 0.6

Form: S...Strip form, B...Loose piece

Series name

Applicable wire range:
 Normal type: 01...AWG #24 to #20
 001...AWG #28 to #22

Low insertion force type: 001...AWG #26 to #22

Surface finish: T...Tin-plated (reflow treatment)

Material: P...Phosphor bronze

Terminal size

Type name: None...Normal type, L...Low insertion force type

Housing

XAD RP - 08 V -

Series name

Part name: Plug (Retainer mountable type)

No. of circuits: Even No. of circuits from 8 to 36, 40

Flammability: V...UL94V-0

Color: None...Natural (White), K...Black, R...Red, E...Blue, O...Orange,
 M...Green, L...Lemon yellow, PK...Pink

Header

B 08 B - XADS S - N -

Shape of assembled product:
 B...Top entry type, S...Side entry type

No. of circuits:
 Top entry type...Even No. of circuits from 8 to 36, 40
 Side entry type...Even No. of circuits from 8 to 20, 26

Part name: Header

Series name

Color: S...Natural (White), K...Black, R...Red, E...Blue
 O...Orange, M...Green, L...Lemon yellow, PK...Pink

Indication of clinch: S...Straight pin

Sub model number

Shape: None...Top entry type without boss, Side entry type with boss (hook)
 A...Top entry type with boss