

Low-Profile High Current Power Inductor CY0420AT125/DS



Description

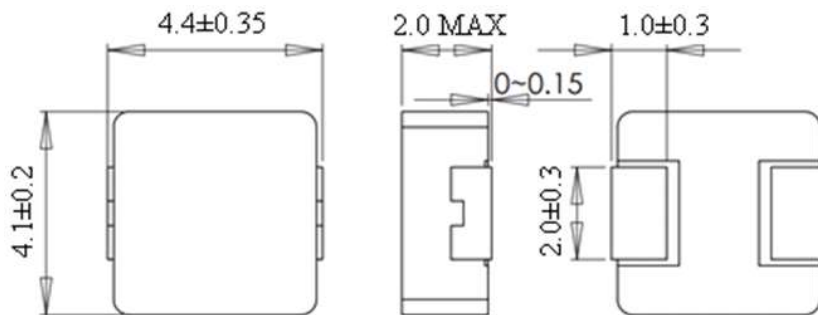
- Metal compound molding type
- L x W x H: 4.30 x 4.75 x 2.00 mm Max.
- Absolute maximum voltage (across inductor): 50V
- Magnetically shielded
- Qualified AEC-Q200
- Operating temperature range: -40°C~ +125°C (including self-heating)



Applications

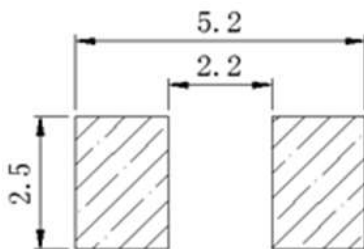
- Infotainment system, ADAS, LED lighting
- ECU
- Automotive and other high temperature, high reliability applications

Dimension - [mm]

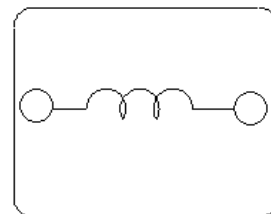


* Dimension without tolerance is reference value.

Reference Land pattern - [mm]



Connection



Note: This specification is subject to change without notice. Please contact your nearest sales office for updated information when placing an order.

Low-Profile High Current Power Inductor

CY0420AT125/DS



Electrical Characteristics

Part No.	Stamp	Inductance [within] (μ H) ※1	D.C.R (m Ω) at 25°C Max. (Typ.)	Saturation Current (A) (at 25°C) Max. (Typ.) ※2	Temperature Rise Current (A) Max. (Typ.) ※3
CY0420AT125DS-R22MC	B	0.22 \pm 20%	6.9 (6.0)	18.4 (23.0)	8.0 (9.0)
CY0420AT125DS-R47MC	C	0.47 \pm 20%	13.5 (11.5)	10.2 (12.8)	6.4 (7.0)
CY0420AT125DS-R56MC	D	0.56 \pm 20%	14.0 (12.0)	8.6 (10.8)	6.0 (6.5)
CY0420AT125DS-R68MC	E	0.68 \pm 20%	17.0 (14.5)	8.0 (10.0)	5.6 (6.3)
CY0420AT125DS-R82MC	F	0.82 \pm 20%	23.0 (20.0)	7.2 (9.0)	4.4 (5.0)
CY0420AT125DS-1R0MC	G	1.00 \pm 20%	26.0 (22.5)	6.2 (7.8)	4.2(4.8)
CY0420AT125DS-1R2MC	H	1.2 \pm 20%	31.0 (27.0)	6.1 (7.7)	4.1 (4.5)
CY0420AT125DS-2R2MC	I	2.2 \pm 20%	53.0 (46.0)	5.5 (6.9)	3.2 (3.6)
CY0420AT125DS-3R3MC	J	3.3 \pm 20%	85.0 (74.0)	4.4 (5.6)	2.2 (2.5)
CY0420AT125DS-4R7MC	K	4.7 \pm 20%	115 (100)	3.8 (4.8)	2.0 (2.2)
CY0420AT125DS-6R8MC	L	6.8 \pm 20%	152 (132)	2.8 (3.5)	1.7 (2.0)
CY0420AT125DS-8R2MC	M	8.2 \pm 20%	178 (155)	2.3 (2.9)	1.6 (1.8)
CY0420AT125DS-100MC	N	10.0 \pm 20%	190 (165)	2.0 (2.5)	1.5 (1.7)

※1 Measuring frequency inductance at 100kHz, 0.25V

※2 Saturation current: This indicates the value of DC current when the inductance becomes 30% lower than its initial value.

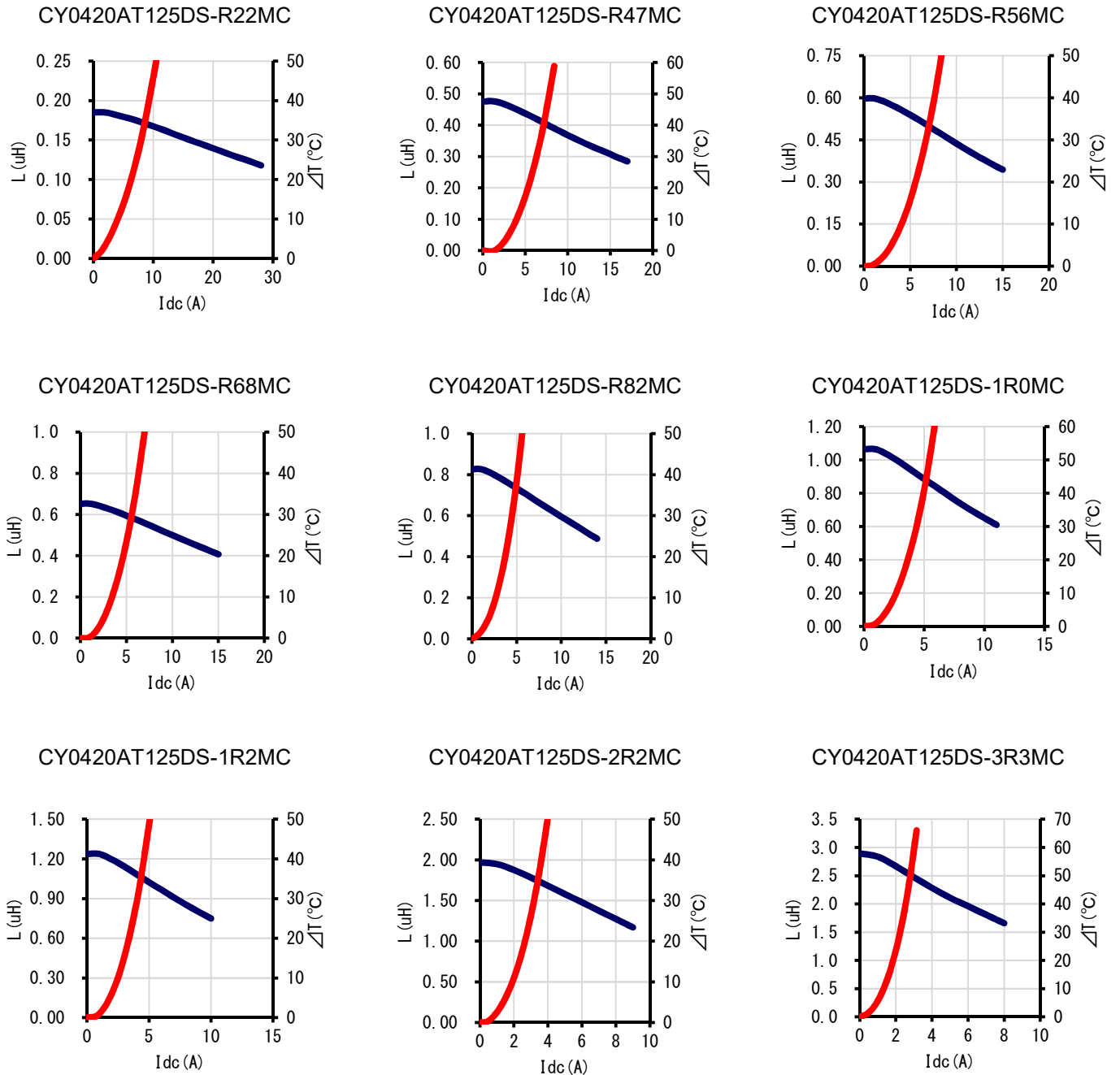
※3 The value of DC current when the temperature of coil becomes $\Delta T=40^{\circ}\text{C}$ ($T_a=25^{\circ}\text{C}$).

Note: This specification is subject to change without notice. Please contact your nearest sales office for updated information when placing an order.

Low-Profile High Current Power Inductor CY0420AT125/DS



Saturation Current & Temperature Rise Graph — L (25°C) — ΔT



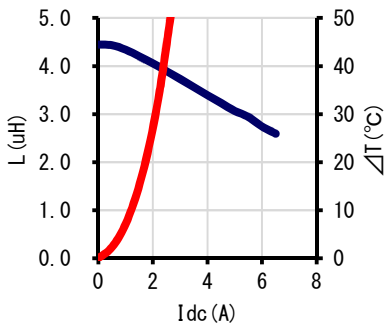
Note: This specification is subject to change without notice. Please contact your nearest sales office for updated information when placing an order.

Low-Profile High Current Power Inductor CY0420AT125/DS

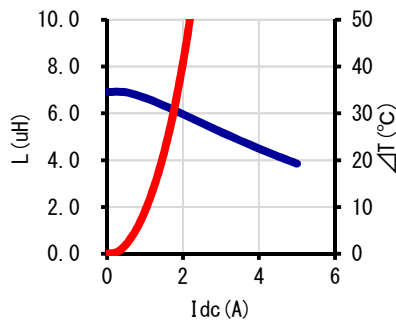


Saturation Current & Temperature Rise Graph — L (25°C) — ΔT

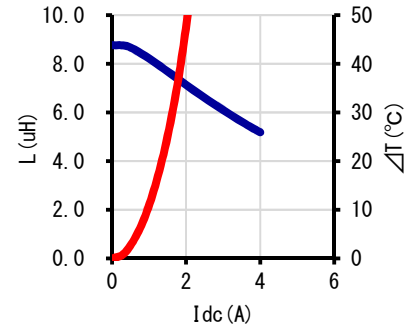
CY0420AT125DS-4R7MC



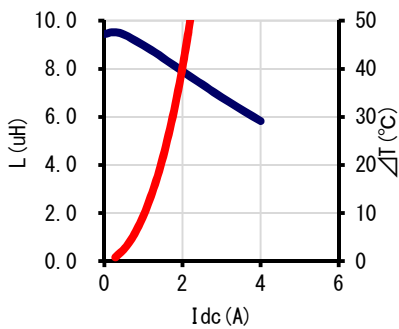
CY0420AT125DS-6R8MC



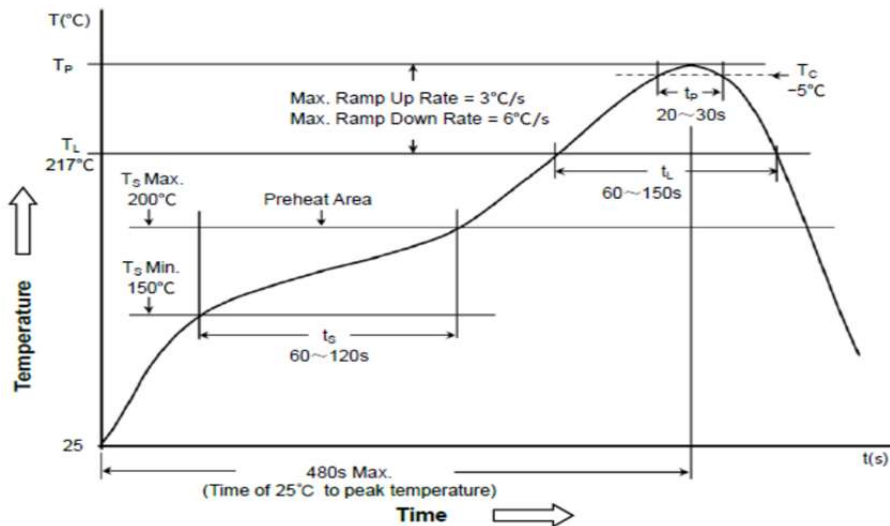
CY0420AT125DS-8R2MC



CY0420AT125DS-100MC



Solder Reflow Condition



For sales office information, please visit our website (<https://www.sumida.com/>).

Note: This specification is subject to change without notice. Please contact your nearest sales office for updated information when placing an order.