© 2021 TE Connectivity. All Rights Reserved.

P	LTR	DESCRIPTION	DATE	DWN	APVD
	D1	REVISED PER ECR-11-005150	21MAR11	RK	HMR
	D2	PNs OUT OF MOLD TOOL FOR TE CHINA ADDED	25NOV2021	YP	MR

REVISIONS

MATERIAL RECESS IN ALL VERSIONS (6-21POS; CODINGS A;B;C)
ACC TO MANUFACTURER'S CHOICE
Materialentnahme in allen Versionen (6-21 poling; Kodierungen A;B;C)
nach Wahl des Herstellers.

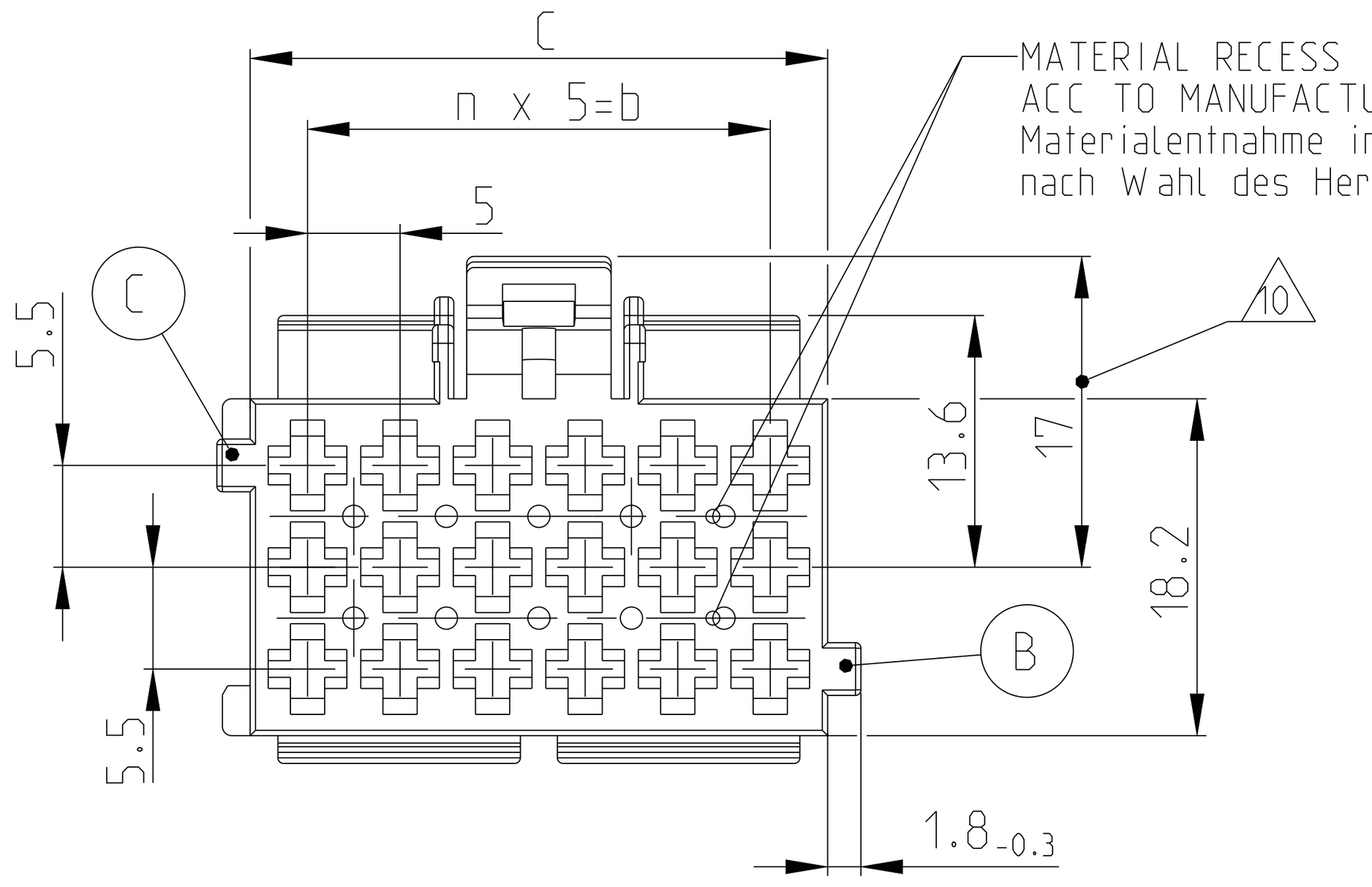

1

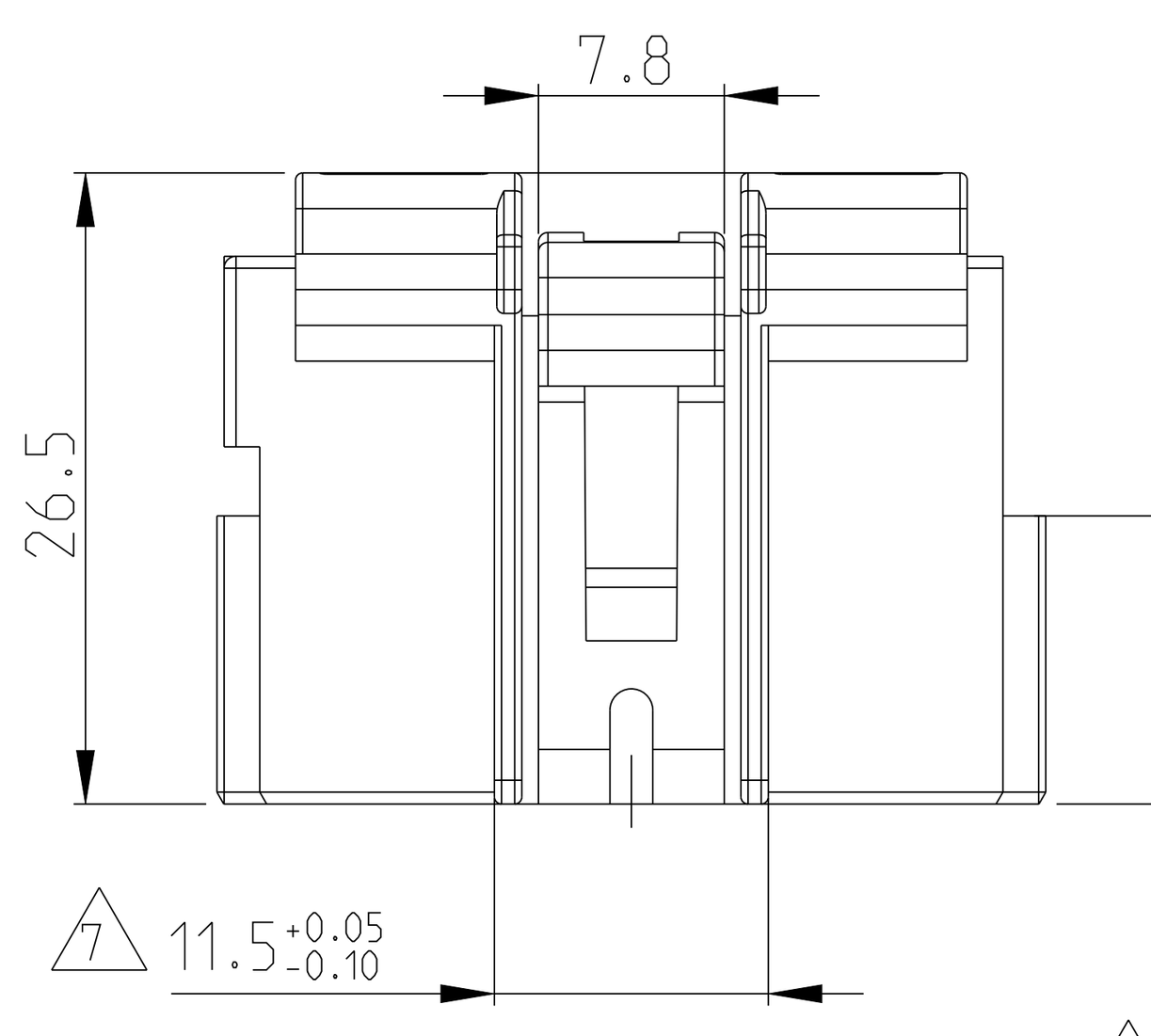

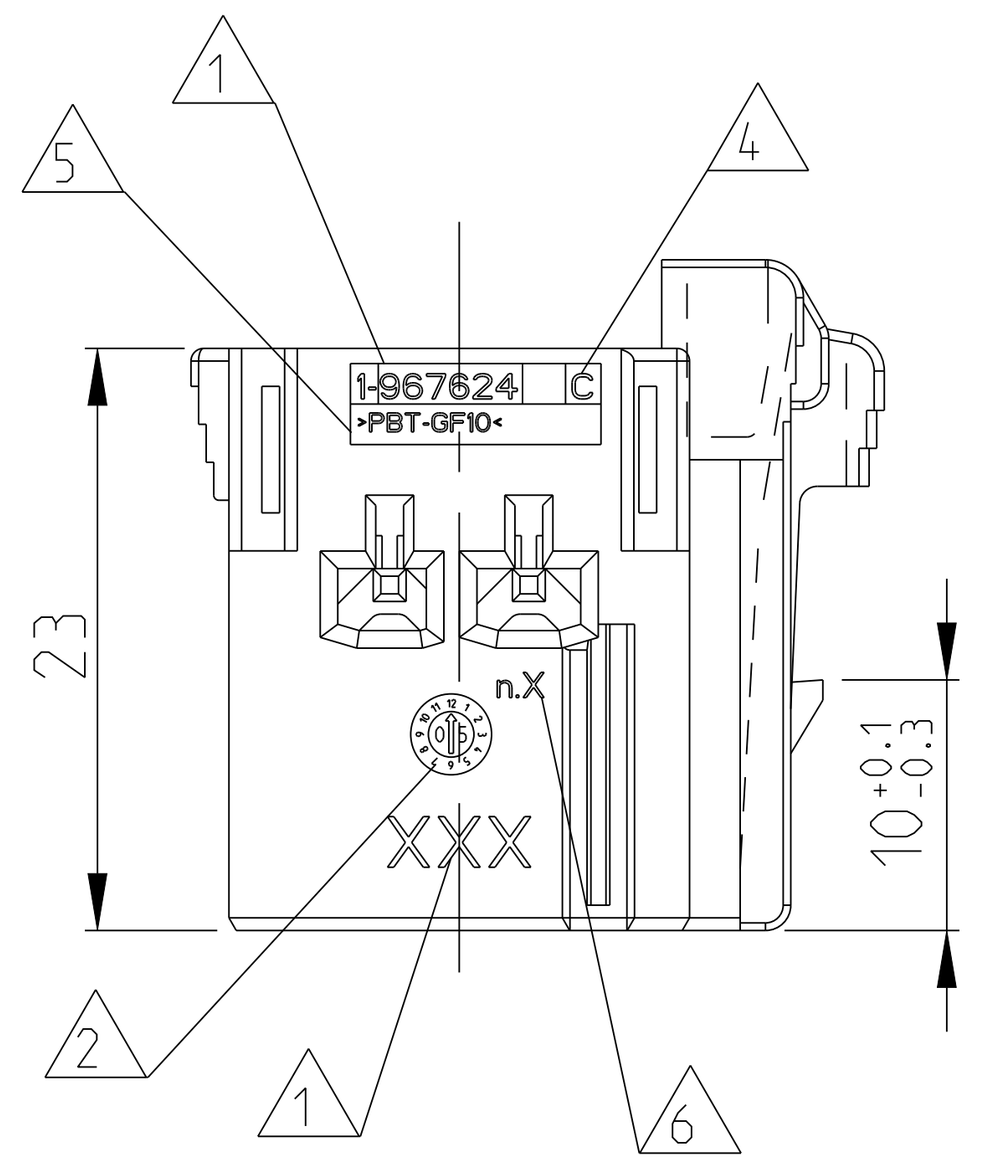

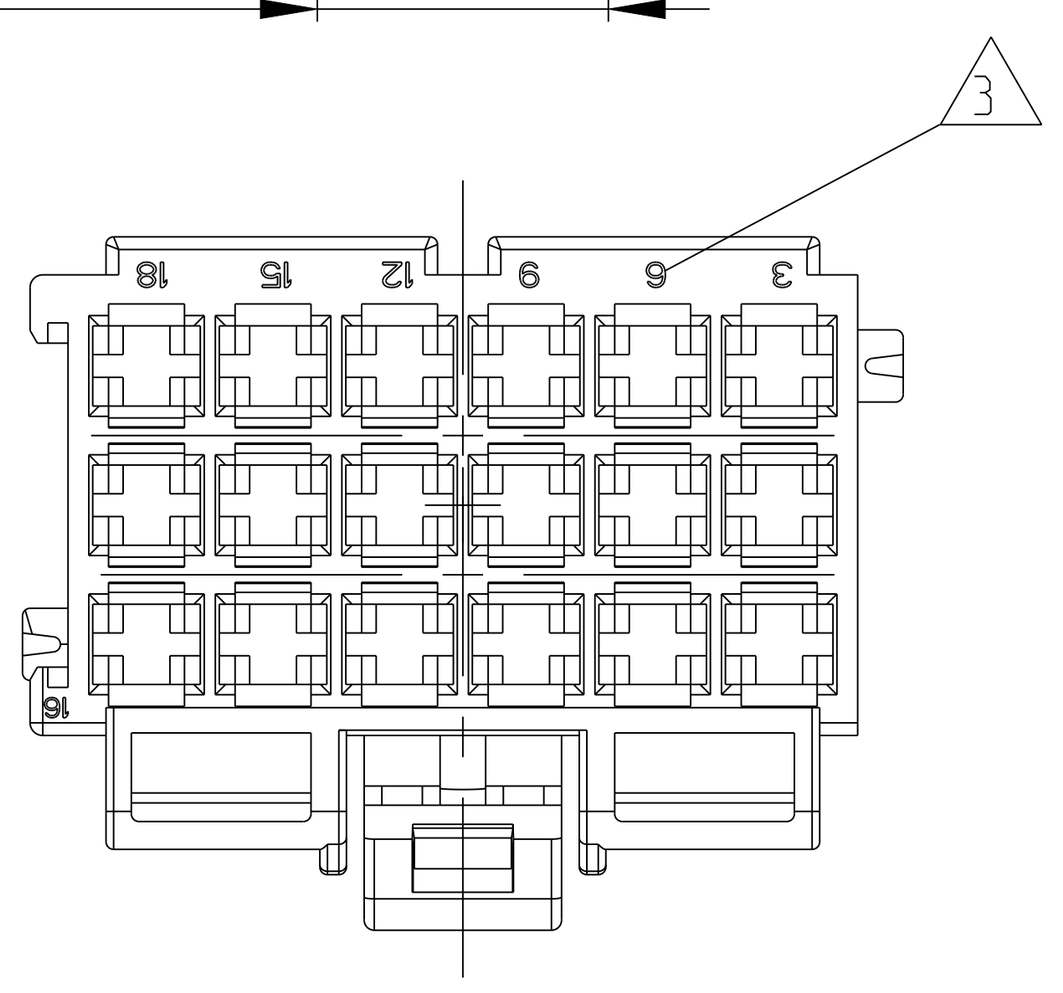

1-967624-...,

MECHANICAL. CODING
Mechanische Kodierung A

(RIBS B-C) AS SHOWN
(Rippen B-C) wie gezeichnet

	WEIGHT Gewicht	n	b ±0.2	c +0.15 -0.25	POSITIONS Polzahl	a ±0.15	WEIGHT Gewicht
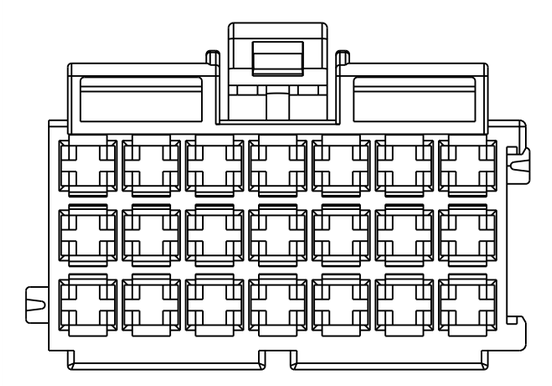	10.1g	6	30	36.2	21	36	0.7g
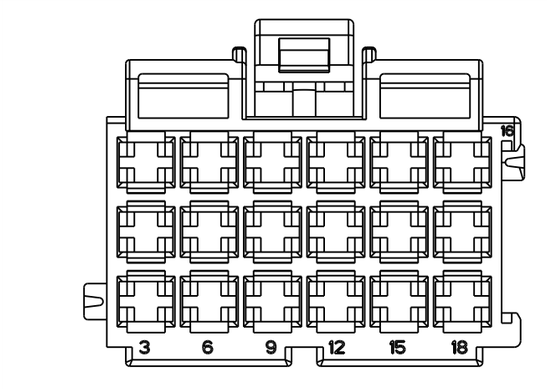	9.1g	5	25	31.2	18	31	0.65g
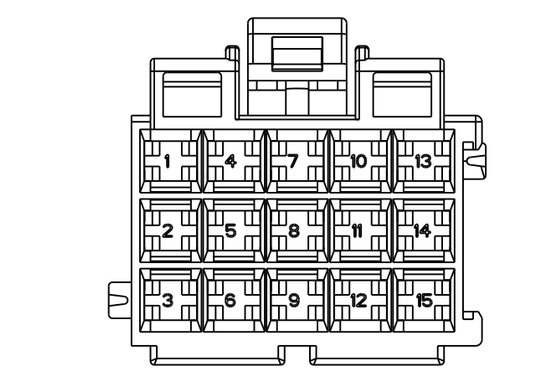	7.6g	4	20	26.2	15	26	0.55g
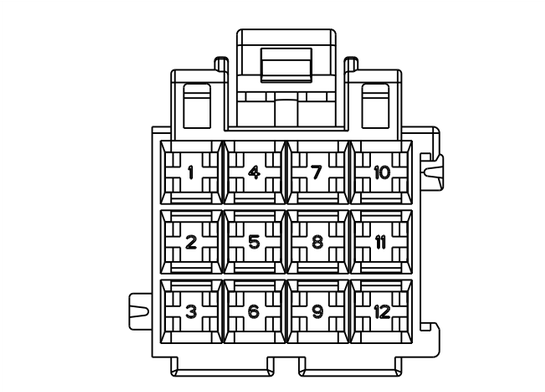	6.5g	3	15	21.2	12	21	0.5g
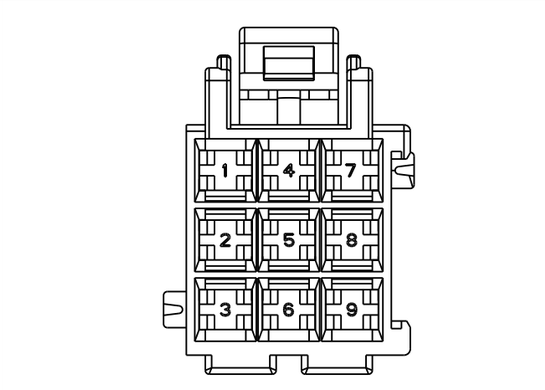	5.1g	2	10	16.2	9	16	0.4g
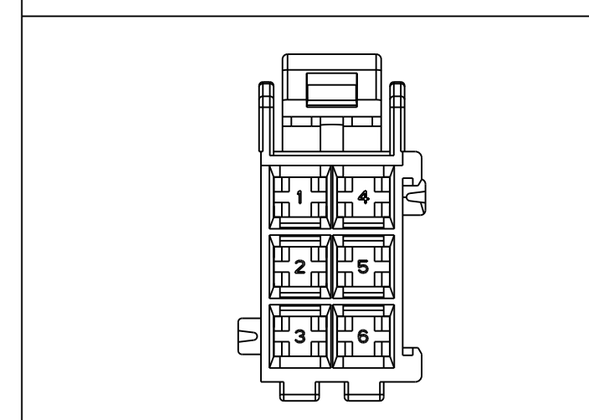	3.9g	1	5	11.2	6	11	0.35g
CODING A : CAVITY NUMBERING (CAVITIES ONLY SYMBOL) Kodierung A : Kammerbezeichnung (Kammern nur symbol. dargest.)	WEIGHT Gewicht	n	b ±0.2	c +0.15 -0.25	POSITIONS Polzahl	a ±0.15	WEIGHT Gewicht

8

2

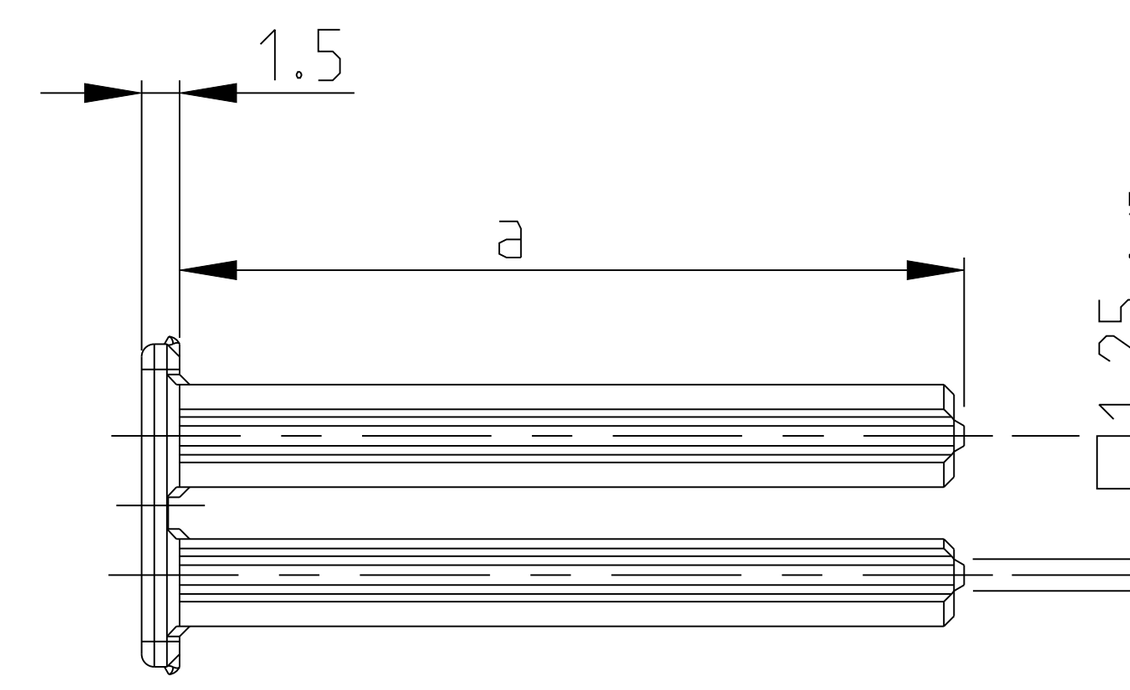

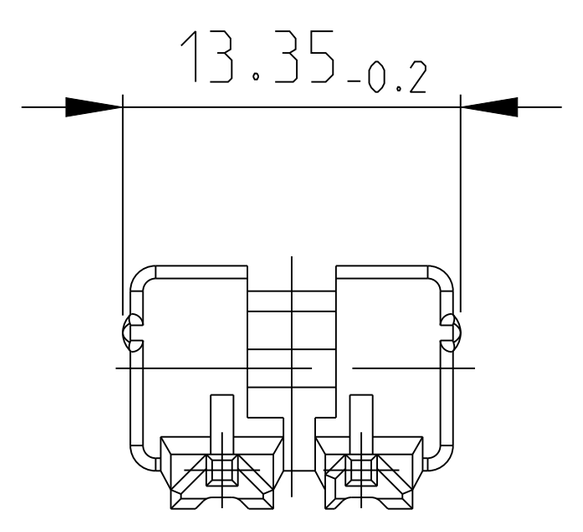

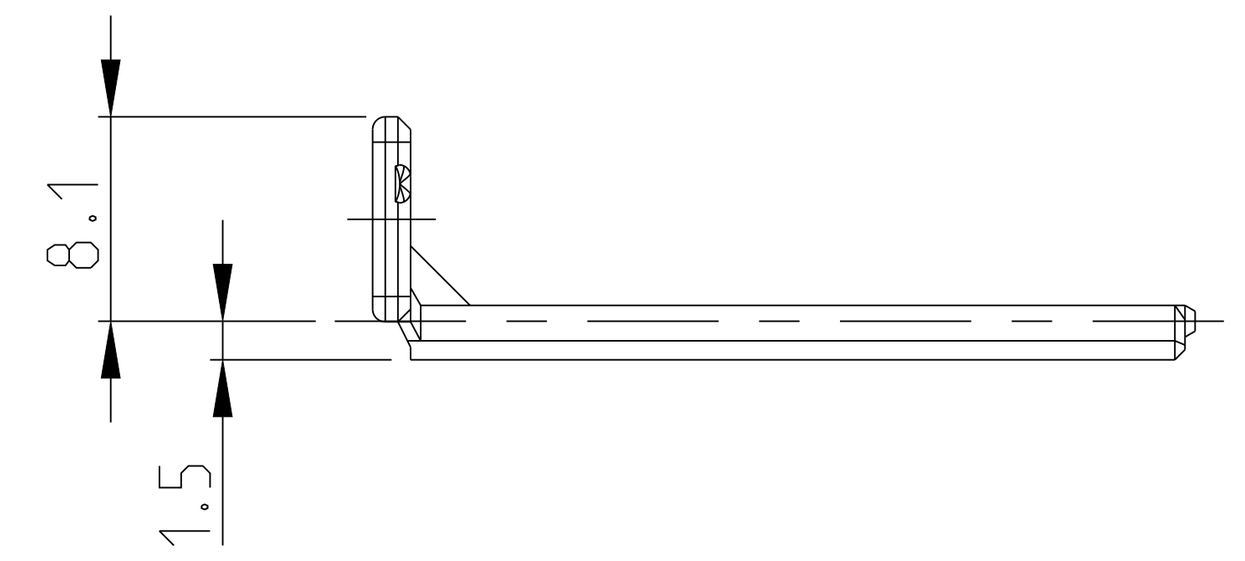

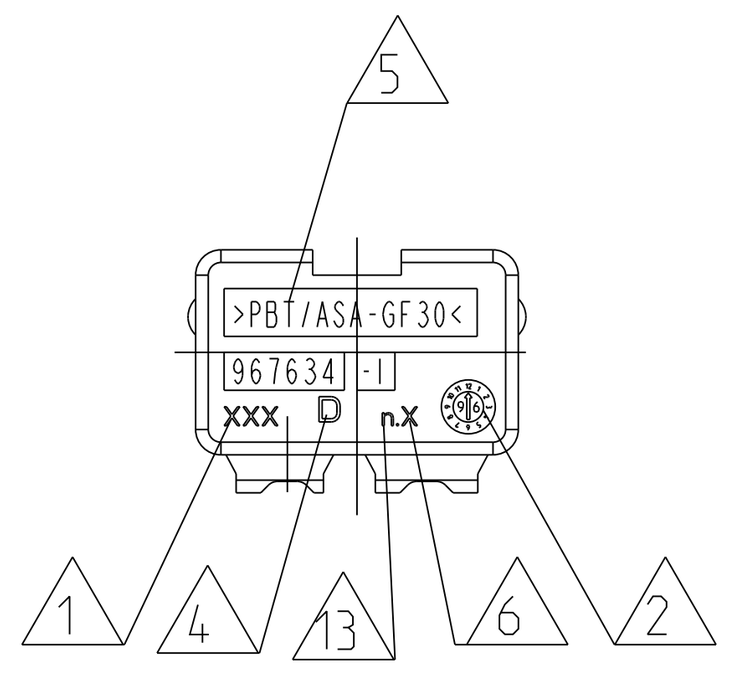

967634-1 AS SHOWN
wie gezeichnet

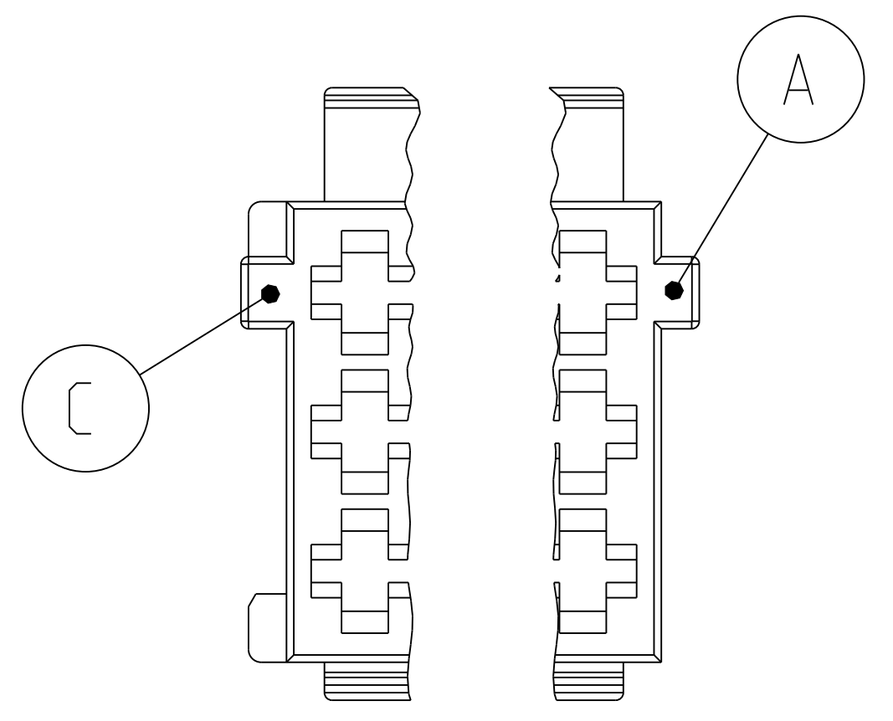

2-...,

MECHANICAL . CODING
Mechanische Kodierung B

(RIBS A-C) AS SHOWN
(Rippen A-C) wie gezeichnet

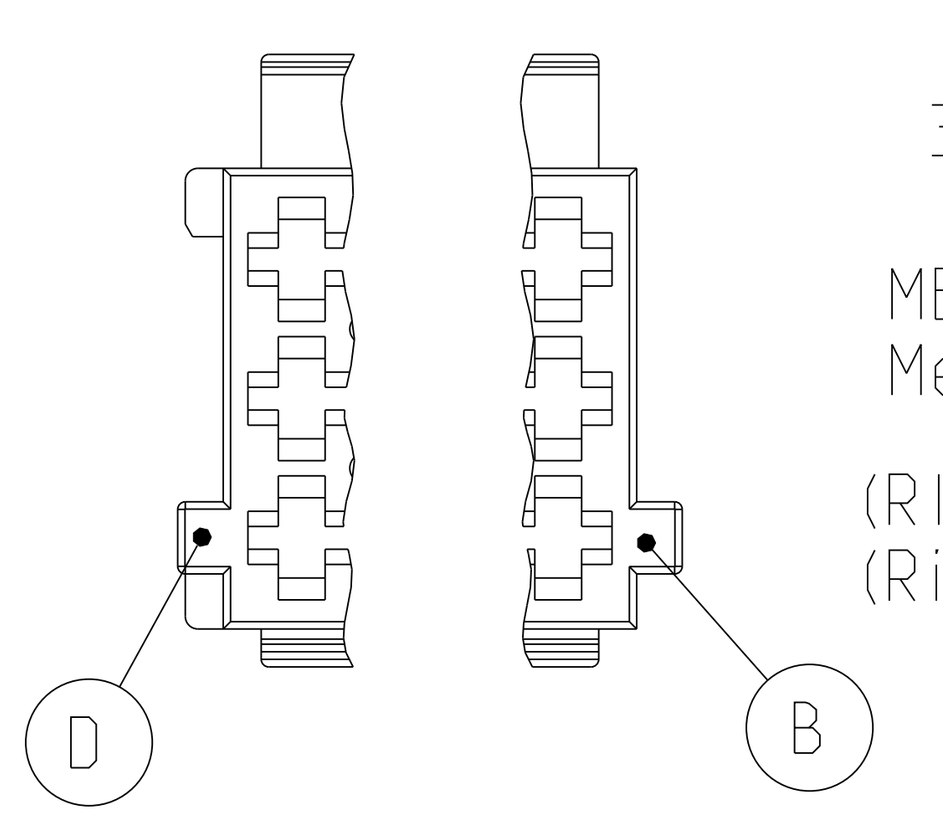

3-...,

MECHANICAL. CODING
Mechanische Kodierung C

(RIBS B-D) AS SHOWN
(Rippen B-D) wie gezeichnet

NOTES:

1. TE CONNECTIVITY LOGO, SINLGE PART No.
   TE CONNECTIVITY LOGO, Bestell-Nr Einzelteil.
2. PRODUCTION-DATE
   Produktionsdatum
3. CAVITY-MARKING
   Kammerbezeichnung
4. THE REVISION STATUS OF THE MOULD
   Aenderungszustand des Werkzeuges
5. MATERIAL-MARKING ACC. TO VDA 260
   Werkstoffkennzeichnung nach VDA 260
6. MOULD CAVITY-MARKING
   Nestmarkierung
7. WARPAGE TO 11.3mm PERMITTED
   Verzug bis 11.3mm zulaessig
8. DIMENSION RESP WEIGHT OF SECOND LOCKING DEVICE
   Mass bzw. GewichT der zweiten Kontaktsicherung
9. PACKAGING: LOOSE PIECE IN CORRUGATED BOX FOR BOTH PARTS.
   Verpackung: Beide Teile werden lose im Karton geliefert.
10. WARPAGE TO 16mm PERMITTED
    Verzug bis 16mm zulaessig
11. CAVITIES MATING WITH JUNIOR POWER TIMER CONTACT (WITHOUT SINGLE WIRE SEAL)
    MAX. WIRE SIZE 2.5mm² FLR - SEE DRAWING: 1355046
    Kontaktkammern passend fuer Junior Power Timer
    Kontakte (ohne Einzel- Dichtungs- System)
    max. Drahtgroessenbereich 2.5mm² FLR - siehe Zeichnung:
    TE CONNECTIVITY-No.: 1355046
12. MATED WITH
    passend zu:
    SEE DRAWINGS / s. Zeichnungen.
    -1355072 (TAB HOUSINGS / Flachsteckergehaeuse)
    -966140 (TAB HEADER / Messerleisten)
    -114-18085-025 (INTERFACE DRAWING / Ausf.vorschrift)
13. TOOL-NUMERATION
    Werkzeugnummerierung
14. (D2) ORDER NO FOR PARTS IN TE CHINA

SECONDARY LOCKING DEVICE / Zweite KoNtaktsicherung

CUSTOMER PART No. Kunden-Einzel teil-No.	TE ORDER NO. TE Bestell-Nr.	REV.	POS.	DESCRIPTION Benennung Einzelteil		MATERIAL Werkstoff	COLOR Farbe
–	967635-1	D	2	SECONDARY LOCKING DEVICE zweite Kontaktsicherung	21 POS. polig	PBT / ASA - GF30	CLAY BROWN Lehm-braun
–	967634-1	D	2		18 POS. polig		SLATE GREY Schiefer-grau
–	967633-1	D	2		15 POS. polig		TRAFFIC PURPLE Verkehrs-purpur
–	967632-1	D	2		12 POS. polig		YELLOW GREEN Gelb-gruen
–	967631-1	D	2		9 POS. polig		RAPE YELLOW Raps-gelb
–	968271-1	D	2		6 POS. polig		GENTIAN BLUE Enzian-blau

JUNIOR POWER TIMER HOUSING / Junior Power Timer Gehaeuse

CODING / Kodierung C — RIBS / Rippen: B-D; CODING / Kodierung B — RIBS / Rippen: A-C

Positions	C: CUSTOMER PART No. Kunden-Einzel teil-No.	C: ORDER NO. Bestell-Nr.	C: REV.	C: COLOR Farbe	B: CUSTOMER PART No. Kunden-Einzel teil-No.	B: TE ORDER NO. TE Bestell-Nr.	B: REV.	B: COLOR Farbe
21 POS. polig	-	-		-	-	-		
18 POS. polig	-	3-967624-6 / 3-967624-1	C / C	CLAY BROWN Lehmbraun / DUSTY GREY Staubgrau	-	2-967624-6 / 2-967624-1	C / C	CLAY BROWN Lehmbraun / PURE WHITE Reinweise
15 POS. polig	-	-		-	-	2-967624-3		RAPE YELLOW Rapsgelb
12 POS. polig	-	-		-	-	-		-
9 POS. polig	-	-		-	-	-		-
6 POS. polig	-	-		-	-	-		-

CODING / Kodierung A — RIBS / Rippen: B-C

Positions	CUSTOMER PART No.	ORDER NO. Bestell-Nr.	REV.	COLOR Farbe	CUSTOMER PART No.	ORDER NO. Bestell-Nr.	REV.	COLOR Farbe	CUSTOMER PART No.	ORDER NO. Bestell-Nr.	REV.	COLOR Farbe
21 POS. polig	-	-		-	-	1-967625-6	C	GENTIAN BLUE Enzian-blau	-	1-967625-5	C	RAPE YELLOW Raps-gelb
18 POS. polig	-	-		-	-	1-967624-6	C	CLAY BROWN Lehm-braun	-	1-967624-5	C	GENTIAN BLUE Enzian-blau
15 POS. polig	-	-		-	-	1-967623-6 / 14 8-967623-6	C / A	SLATE GREY Schiefer-grau	-	1-967623-5 / 14 8-967623-5	C / A	CLAY BROWN Lehm-braun
12 POS. polig	-	-		–	-	1-967622-6	C	TRAFFIC PURPLE Verkehrs-purpur	-	1-967622-5	C	SLATE GREY Schiefer-grau
9 POS. polig	-	-		-	-	1-967621-6	C	YELLOW GREEN Gelb-gruen	-	1-967621-5	C	TRAFFIC PURPLE Verkehrs-purpur
6 POS. polig	-	1-965640-7	C	FLAME RED Feuer-rot	-	1-965640-6	C	RAPE YELLOW Raps-gelb	-	1-965640-5	C	YELLOW GREEN Gelb-gruen

Positions	CUSTOMER PART No.	ORDER NO. Bestell-Nr.	REV.	COLOR Farbe	CUSTOMER PART No.	ORDER NO. Bestell-Nr.	REV.	COLOR Farbe	CUSTOMER PART No.	ORDER NO. Bestell-Nr.	REV.	COLOR Farbe	CUSTOMER PART No.	ORDER NO. Bestell-Nr.	REV.	COLOR Farbe
21 POS. polig	-	1-967625-4	C	YELLOW GREEN Gelb-gruen	-	1-967625-3	C	TRAFFIC PURPLE Verkehrs-purpur	-	1-967625-2	C	SLATE GREY Schiefer-grau	–	1-967625-1	C	CLAY BROWN Lehm-braun
18 POS. polig	-	1-967624-4	C	RAPE YELLOW Raps-gelb	-	1-967624-3	C	YELLOW GREEN Gelb-gruen	-	1-967624-2	C	TRAFFIC PURPLE Verkehrs-purpur	–	1-967624-1	C	SLATE GREY Schiefer-grau
15 POS. polig	-	1-967623-4 / 14 8-967623-4	C / A	GENTIAN BLUE Enzian-blau	-	1-967623-3 / 14 8-967623-3	C / A	RAPE YELLOW Raps-gelb	-	1-967623-2 / 14 8-967623-2	C / A	YELLOW GREEN Gelb-gruen	–	1-967623-1 / 14 8-967623-1	C / A	TRAFFIC PURPLE Verkehrs-purpur
12 POS. polig	-	1-967622-4	C	CLAY BROWN Lehm-braun	-	1-967622-3	C	GENTIAN BLUE Enzian-blau	-	1-967622-2	C	RAPE YELLOW Raps-gelb	–	1-967622-1	C	YELLOW GREEN Gelb-gruen
9 POS. polig	-	1-967621-4	C	SLATE GREY Schiefer-grau	-	1-967621-3	C	CLAY BROWN Lehm-braun	-	1-967621-2	C	GENTIAN BLUE Enzian-blau	–	1-967621-1	C	RAPE YELLOW Raps-gelb
6 POS. polig	-	1-965640-4	C	TRAFFIC PURPLE Verkehrs-purpur	-	1-965640-3	C	SLATE GREY Schiefer-grau	-	1-965640-2	C	CLAY BROWN Lehm-braun	–	1-965640-1	C	GENTIAN BLUE Enzian-blau

MECHANICAL CODING Mechanische Kodierung

POS.	DESCRIPTION Benennung Einzelteil		MATERIAL Werkstoff
1	TAB HOUSING, 2.8mm fLACHSTECKER-gEHAEUSE, 2.8mm	21 POS. polig	PBT - GF10
1		18 POS. polig	
1		15 POS. polig	
1		12 POS. polig	
1		9 POS. polig	
1		6 POS. polig	

THIS DRAWING IS A CONTROLLED DOCUMENT.

DWN	K. Gerlach 14.APR 98
CHK	R. Huebner 14.APR 98
APVD	J. Hass 14.APR 98
PRODUCT SPEC PRODUKTSPEZ.	108-94789 (D2)
APPLICATION SPEC VERARBEITUNGSSPEZ.	-
WEIGHT	-
DIMENSIONS:	mm
TOLERANCES UNLESS OTHERWISE SPECIFIED: n. ISO 8015 n. DIN 16901 - 140	0 PLC ± / 1 PLC ± / 2 PLC ± / 3 PLC ± / 4 PLC ± / ANGLES ±
MATERIAL	SEE TABLE -
FINISH	SEE TABLE -

TE Connectivity

NAME: PRODUCT GROUP DRAWING FOR: JUNIOR POWER TIMER HSG. 6-21POS AND SECONDARY LOCKING DEVICE
Produkt-Gruppen-Zeichnung Fuer JPT-Gehaeuse, 6-21 polig und zweite Kontaktsicherung

SIZE	CAGE CODE	DRAWING NO	RESTRICTED TO
A	00779	C-1355071	-

CUSTOMER DRAWING — SCALE 2:1 — SHEET 1 OF 1 — REV D2

4805 (3/13)