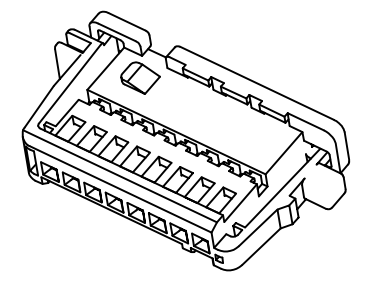
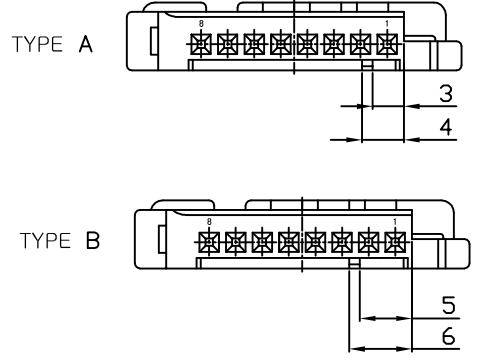


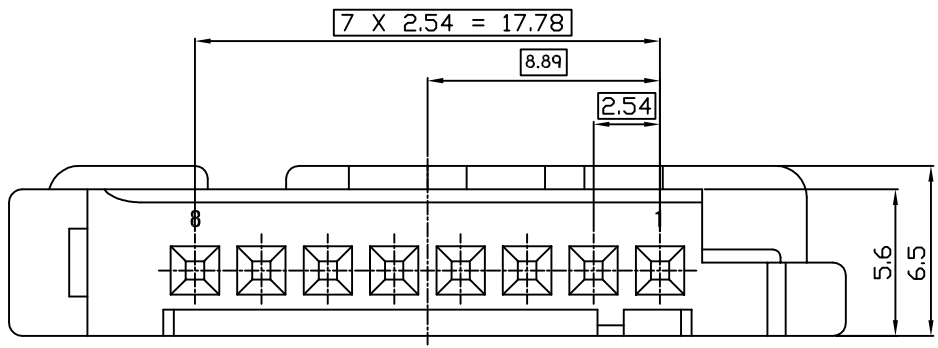
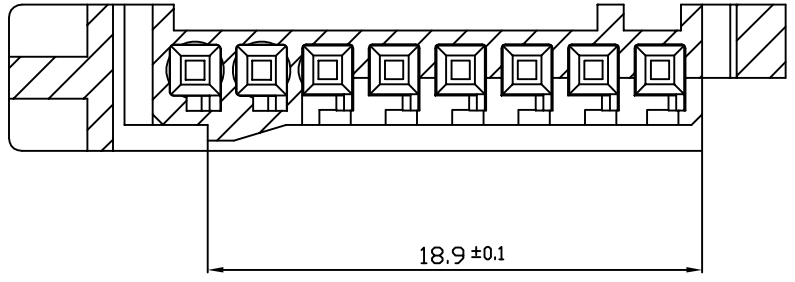
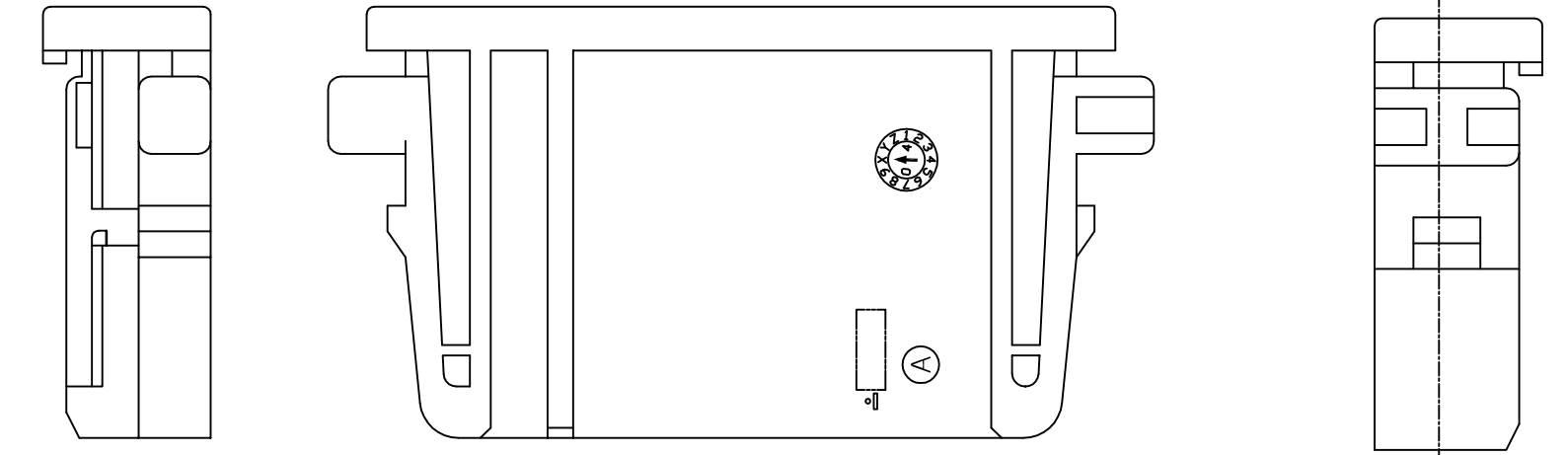
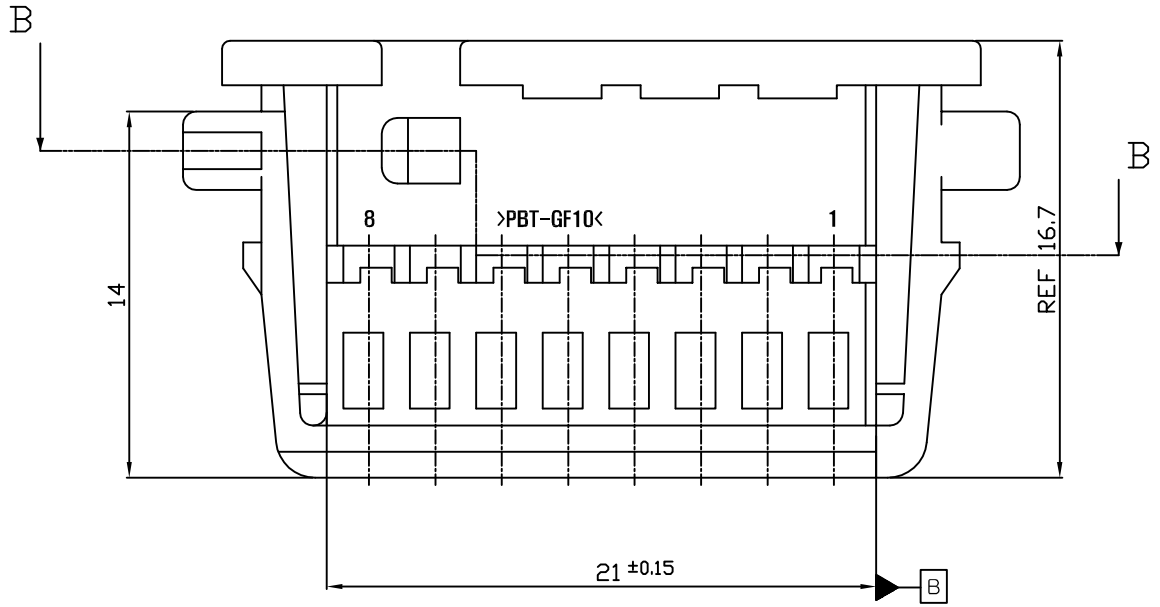
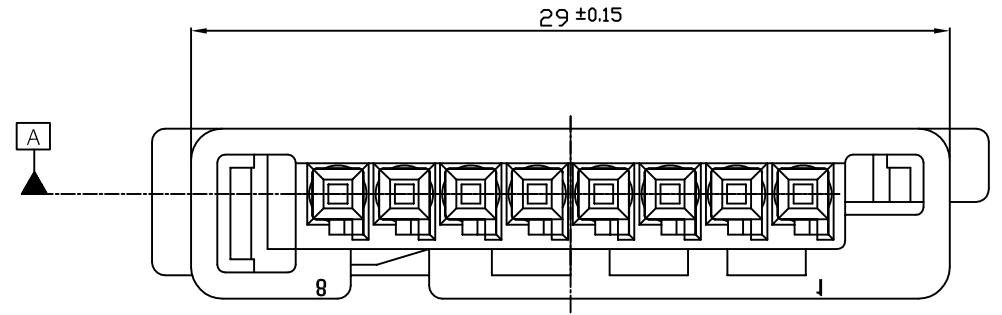
THIS DRAWING IS UNPUBLISHED. RELEASED FOR PUBLICATION 20
 © COPYRIGHT 20 BY - ALL RIGHTS RESERVED.

REVISIONS						
LOC	DIST	P	LTR	DESCRIPTION	DATE	APVD
-	-	A		RELEASED	01/JUN/05	CS
		B		REVISED	22/DEC/05	JK
		B1		REVISED (ECR-16-006228)	26/NOV/13	HG

CODING (SCALE 2/1)



3D VIEW (SCALE 2:1)



NOTE

- 1. APPLIED CAP CONNECTOR P/N : X-1743284-X
- 2. APPLIED DBL HOUSING P/N : 0-1743283-1

NO.	DESCRIPTION	CODE	P/N	MATERIAL	COLOR/FINISH
4	SOCKET HSG	B	1-1743282-6	PBT-GF10	RED
3	SOCKET HSG	B	1-1743282-3	PBT-GF10	LIGHT GRAY
2	SOCKET HSG	B	1-1743282-2	PBT-GF10	BLACK
1	SOCKET HSG	A	0-1743282-1	PBT-GF10	NATURAL

control priority dimension;
 ■ CRITICAL, ☒ MAJOR, □ MINOR
 THIS DRAWING IS A CONTROLLED DOCUMENT FOR LITEC ELECTRONICS CORPORATION
 THIS DRAWING IS A CONTROLLED DOCUMENT.

DIMENSIONS: MM	TOLERANCES UNLESS OTHERWISE SPECIFIED: DECIMALS ± 0.3 ANGLES ± 3°
MATERIAL: SEE TABLE	FINISH:

STE TE Connectivity

NAME: MQS, SOCKET HOUSING, 8 POS

SIZE: A2	CAGE CODE: 00779	DRAWING NO: C=1743282	RESTRICTED TO: -
CUSTOMER DRAWING			SCALE: 5:1
SHEET 1 OF 1		REV B1	